



and



Present

The Rocketry Index

**A “Catalog” of all the hobby
rockets... ever!**

(or at least as many as I could manage!)

Compiled and Edited by John A. Lee OSL
Revision: 13.03

Contents

Introductory Materials.....	47
What Is “The Rocketry Index?”	47
What Gets Included With the Rockets	49
What Gets Included With the Companies	51
<i>Company Information</i>	51
<i>Company Statement</i>	51
<i>Rocketeers’ Views of the Companies</i>	51
<i>Master Lists</i>	51
Family Groups.....	53
<i>Patriarchal Families</i>	53
Always Ready Rocketry Families	54
ARR Basic Blues Family	54
Art Applewhite Families	55
Applewhite Cinco Family	55
Applewhite Flying Saucer Family	55
Applewhite Helix Family	55
Applewhite Pinwheel Family	55
Applewhite Qubit Family	55
Applewhite Spartan Family	55
Bal-Rock Families	56
Bal-Rock Roc-A-Chute Mark II Family	56
Binder Design Families	57
Binder Design Excel Family	57
Binder Design StealthFamily	57
BSD High Power Rocketry Families	58
BSD Diablo Family	58
BSD Thor Family	58
Centuri Families	59
Centuri Astro-1 Family	59
Centuri Hornet Family	59
Centuri Aero-Dart Family	59
Centuri BatRoc Family	59
Centuri Centaur Family	59
Centuri Centurion Family	59
Centuri Chuter 2 Family	59
Centuri Defender Space Probe Family	60
Centuri ESS Raven Family	60
Centuri Excalibur Family	60
Centuri Exporer Family	60

Centuri Firefly Family	60
Centuri Hustler Family	60
Centuri Javelin Family	60
Centuri Laser-X Family	60
Centuri Lil' Hercules Family	60
Centuri Long Tom Family	61
Centuri Marauder Family	61
Centuri Micro-Probe Family	61
Centuri Micron Family	61
Centuri Orion Family	61
Centuri Payloader Family	61
Centuri Point Family	61
Centuri Recruiter Family	61
Centuri Snipe Hunter Family	61
Centuri Space Shuttle Family	61
Centuri SST Shuttle 1 Family	62
Centuri Star Trooper Family	62
Centuri Starfire Family	62
Centuri Swift Family	62
Centuri Taurus Fleet Ship Family	62
Centuri Thunder Roc Family	62
Centuri Vector V Family	62
Centuri X-21 Family	62
CMR Families	63
CMR Humpty Dumpty Family	63
CMR Manta Family	63
Custom Families	64
Custom Fiesta Family	64
DG&A Families	65
DG&A Armageddon Family	65
DynaStar Families	66
DynaStar Snarky Family	66
Edmonds Aerospace Families	67
Edmonds Deltie Family	67
Edmonds Ecee Family	67
Edmonds Ivey Family	67
Enertek Families	68
Enertek Astra 2000 Family	68
Enertek Initiator Family	68
Enertek Strong Arm Family	68
Estes Families	69
Estes 220 Swift Family	69
Estes Alien Explorer Family	69
Estes Alpha Family	69
Estes Andromeda Family	69
Estes Apogee Family	69

Estes Avenger Family	69
Estes (The) Bat Family	69
Estes Big Daddy Family	70
Estes Blue Bird Zero Family	70
Estes Cherokee D Family	70
Estes Cobra Family	70
Estes Colonial Viper Family	70
Estes Constellation Family	70
Estes Courier Family	70
Estes Deep Space Transport Family	70
Estes Demon Family	70
Estes Der Red Max Family	71
Estes Dragon Ship 7 Family	71
Estes Drifter Family	71
Estes EAC Viper Family	71
Estes Estes Starliner Family	71
Estes Explorer Aquarius Family	71
Estes Falcon Family	71
Estes Farside Family	71
Estes Fat Boy Family	72
Estes Goblin Family	72
Estes Guardian Family	72
Estes Gyroc Family	72
Estes Hercules Family	72
Estes Hi Flier Family	72
Estes Interceptor Family	72
Estes Mark Family	72
Estes Mars Lander Family	73
Estes Mars Snooper Family	73
Estes Mean Machine Family	73
Estes Midget Family	73
Estes Mk-109 Stingray Family	73
Estes Mosquito Family	73
Estes NASA Pegasus Family	73
Estes National Aerospace Plane Family	73
Estes Nike-X Family	73
Estes Nova Payloader Family	74
Estes Omega Family	74
Estes Optima Family	74
Estes Orbital Interceptor Family	74
Estes Orbital Transport Family	74
Estes (Citation) Patriot Family	74
Estes Patrol Cruiser Excalibur Family	74
Estes Pegasus Family	74
Estes Phantom Family	74
Estes Photon Disruptor Family	74
Estes Photon Probe Family	75

Estes Rainmaker Family	75
Estes Ram Jet Family	75
Estes Ranger Family	75
Estes Rogue Family	75
Estes Satellite Interceptor Family	75
Estes Scamp Family	75
Estes Scout Family	75
Estes Scrambler Family	76
Estes Sentinel Family	76
Estes Skydart Family	76
Estes Spaceman Family	76
Estes Sprint Family	76
Estes Sprite Family	76
Estes Star Blazer Family	76
Estes Starship Vega Family	76
Estes Streak Family	77
Estes Teros Family	77
Estes Tornado Family	77
Estes Trident Family	77
Estes Viking Family	77
Estes X-Ray Family	77
Estes Yellow Jacket Family	77
Estes DOM Families	78
Estes DOM Top Secret Family	78
Fliskit Families	79
Fliskit Borealis Family	79
Fliskit Deuce's Wild Family	79
Fliskit OverDue Family	79
Fliskit Thing-a-ma-Jig Family	79
Fliskit Tres Family	79
FSI Families	80
FSI Viking Family	80
Giant Leap Rocketry Families	81
Giant Leap Talon Family	81
K and S Families	82
K and S Arctic Wolf Family	82
LOC/Precision Families	83
LOC Bruiser Family	83
LOC EZI-65 Family	83
LOC Nuke Family	83
LOC Viper Family	83
Madcow Rocketry Families	84
Madcow Batray Family	84
Madcow DX3 Family	84
Model Missiles, Inc. Families	85
MMI Aerobee Hi Family	85

PemTech (Pemberton Technologies) Families	86
PemTech Kraken Family	86
Performance Rocketry Families	87
Performance Rocketry Dominator Family	87
Performance Rocketry Gizmo Family	87
Polecat Aerospace Families	88
Polecat Goblin Family	88
Public Enemy Families	89
Public Enemy Gladiator Family	89
Rocket Development Corp. Families	90
RDC Moon Glo Family	90
Rocket R&D Families	91
Rocket R&D Brutus Family	91
Rocketry Warehouse Families	92
Rocketry Warehouse Broken Arrow Family	92
Rocketry Warehouse Formula X Family	92
Semroc Families	93
Semroc Hydra VII Family	93
Semroc Lune R-1 Family	93
Semroc Vega Family	93
Shrox Industria Families	94
Shrox Alien 8 Family	94
Shrox Orion Family	94
Shrox SHX-15 Family	94
Sirius Rocketry Families	95
Sirius Interrogator Family	95
Thrustline Aerospace Families	96
Thrustline Mike IX Family	96
US Rockets Families	97
USR Sentra SRB Family	97
West Coast Rocketry Families	98
WCR Screamer Family	98
Wildman Rocketry Families	99
Wildman Rocketry Blackhawk Family	99
Wildman Rocketry DarkStar Family	99
Wildman Rocketry Drago Family	99
Wildman Rocketry Wildman Family	99
Yank Families	100
Yank Mystic Buzz Family	100
<i>Prototypical Families</i>	<i>101</i>
Ordnance Families	101
AGM 12 Bullpup Ordnance Family	102
AGM 84 Harpoon Ordnance Family	103
AGM 114 Hellfire Ordnance Family	104

AIM 9 Sidewinder Ordnance Family	105
AIM 54 Pheonix Ordnance Family	106
AIM 120 AMRAAM Ordnance Family	107
AQM 37 Jayhawk Ordnance Family	108
AS-37 Martel Ordnance Family	110
ASRAAM Python Ordnance Family	111
BGM-109 Tomahawk Cruise Missile Ordnance Family	112
CIM-10 Bomarc Ordnance Family	114
MGR-1 Honest John Ordnance Family	116
MGR-3 Little John Ordnance Family	117
MGM-5 Corporal Ordnance Family	118
MIM-3 Nike Ajax Ordnance Family	119
MIM-14 Nike Hercules Ordnance Family	121
MIM-23 Hawk Ordnance Family	122
MIM-104 Patriot Ordnance Family	123
MM-38 Exocet Ordnance Family	125
MX-774 HIROC Ordnance Family	127
PGM-11 Redstone Missile Ordnance Family	128
RIM-24 Tartar Ordnance Family	129
V-2 Ordnance Family	130
XLIM-49 Nike Zeus Ordnance Family	132
Gabriel Missile Ordnance Family	133
Sounding Rocket Families	134
(Aerojet) Aerobee Sounding Rocket Family	135
(Atlantic Research) Arcas Sounding Rocket Family	136
(Atlantic Research) Arcon Sounding Rocket Family	137
(Grand Central Rocket) ASP Sounding Rocket Family	138
(Aerojet) Astrobee Sounding Rocket Family	139
(Carde) Black Brant II Sounding Rocket Family	141
(Carde) Black Brant IV Sounding Rocket Family	142
(Carde) Black Brant V Sounding Rocket Family	143
(Carde) Black Brant X Sounding Rocket Family	144
(Sandia) D Region Tomahawk Sounding Rocket Family	145
(Sandia) Doorknob Sounding Rocket Family	147
(Atlantic Research) IRIS Sounding Rocket Family	148
(Goddard) L-13 Sounding Rocket Family	149
(Goddard) Nell Sounding Rocket Family	150
Nike Apache Sounding Rocket Family	152
Nike Cajun Sounding Rocket Family	153
Nike Smoke Sounding Rocket Family	154
(Sandia) Sandhawk Sounding Rocket Family	155
Terrier Orion Sounding Rocket Family	156
(IAE) VS-40 Sounding Rocket Family	157
WAC Corporal Sounding Rocket Family	158
Aircraft Families	160
(McDonnell Douglas) F-15 Eagle Aircraft Family	161
(Lockheed) F-104 Starfighter Aircraft Family	162

(North American) X-15 Aircraft Family	163
Launch Vehicle Families	164
Ares I Launch Vehicle Family	165
Atlas Agena Launch Vehicle Family	166
(X-Prize) Canadian Arrow Launch Vehicle Family	167
(X-Prize) Cosmos Mariner Launch Vehicle Family	168
Delta II Launch Vehicle Family	169
Delta IV Launch Vehicle Family	170
(Space X) Falcon 9 Launch Vehicle Family	171
(X-Prize) Gauchito Launch Vehicle Family	172
Gemini Titan Launch Vehicle Family	173
Juno I Launch Vehicle Family	175
Juno II Launch Vehicle Family	176
Little Joe Launch Vehicle Family	177
Little Joe II Launch Vehicle Family	178
(X-Prize) Lucky Seven Launch Vehicle Family	179
Mercury Atlas Launch Vehicle Family	181
Mercury Redstone Launch Vehicle Family	182
(Orbital Sciences Corp.) Pegasus Launch Vehicle Family	184
(NASA) PEPP Aeroshell Launch Vehicle Family	185
Saturn I Launch Vehicle Family	186
Saturn V Launch Vehicle Family	188
Soyuz Launch Vehicle Family	189
Thor Agena Launch Vehicle Family	190
Titan III Launch Vehicle Family	191
V-2 Launch Vehicle Family	193
Vostok Launch Vehicle Family	195
X-Prize Family	196
<i>Marketing Families</i>	197
Centuri Marketing Families	197
Centuri Stellar Family	197
Centuri Super Kit Family	197
Estes Marketing Families	198
Estes Aerospace Club Family	198
Estes Citation Family	198
Estes Coldpower Family	198
Estes Collector's Series Family	198
Estes Goonybird Family	198
Estes Launchables Family	198
Estes Maxi Brute Family	198
Estes Mini Brute Family	198
Estes Pro Series Family	199
Estes Pro Series II Family	199
Estes X-Prize Family	199
FlisKits Marketing Families	200
Fliskits Jig-Tech Family	200

Fliskits Micro-to-the-Maxx Family	200
Fliskits Robert H. Goddard Historic Series Family	200
Leading Edge Marketing Families	201
Leading Edge Micro Classics Family	201
LOC/Precision Marketing Families	202
LOC Advanced Series Family	202
LOC ISP Performance Series Family	202
LOC Mini Missile Family	202
LOC Novice Kit Series Family	202
MPC Marketing Families	203
MPC Mach 10 Series Marketing Family	203
Rocketry Warehouse Marketing Families	204
Rocketry Warehouse Econoline Family	204
QModeling Marketing Families	205
QModeling Retro MEGA Family	205
Quest Marketing Families	206
Quest Advanced Rocketry Family	206
Semroc Marketing Families	207
Semroc Bal-Rock Retro Repro Family	207
Semroc Centuri Retro Repro Family	207
Semroc Deci Scale Family	207
Semroc Estes Retro Repro Family	207
Semroc MMI Retro Repro Family	208
Semroc Ready to Build Family	208
Semroc Rocket Development Retro Repro Family	208
Semroc Retro Repro Family	208
Semroc SLS Family	208
Semroc xKit Family	208
Sirius Rocketry Marketing Families	209
Sirius Elite Mid-Power Series Marketing Family	209
Sirius Transition Series Marketing Family	209
US Rockets Marketing Families	210
USR 6 Inch Marketing Family	210
USR 12 Inch Marketing Family	210
USR 18mm Mass Marketing Family	210
USR Custom Cluster Marketing Family	210
USR Experimental Rocket Marketing Family	210
USR Sport and School Marketing Family	210
<i>Other Families</i>	<i>211</i>
Egg Loftter Family	211
Helicopter Duration Family	212
Goony Family	213
Parachute Duration Family	214
Scribe Family	215
Streamer Duration Family	216
Tube Fin Family	217

Aardvark Rockets	219
Master List for Aardvark Rockets by Name	220
Black Brant X	221
Ace Rocket Mfg.	222
Master List for Ace Rocket Mfg. by Name	223
Andante	224
Mini-Allegro	225
Shark	227
Sonic	228
Ultra	229
Advanced Rocketry Group	230
Master List for ARG by Name	231
Master List for ARG by Number	232
Convair MX-774 HIROC	233
Black Brant IV	234
Skyprobe	235
Trident 113 (#117-13)	236
Aeronautic & Space Company	237
About ASC	238
Master List for ASC by Name	239
Master List for ASC by Number	239
Flying Ounce (K2)	240
Hard Boiled (K4)	241
MatterFly (G1)	242
Preem Palvor (K1)	243
Screamin' Streamer (K3)	244
Terminus (K5)	245
Aerospace Specialty Products	246
About ASP	247
Master List for ASP by Name	248
Master List for ASP by Number	249
Micro Hawk (KHAWK-MM)	250
Micro Jayhawk	251
Micro WAC Corporal (KWAC-MM)	252
Stubby (KSTU-13)	253
V2 (24mm) (KV2-24)	254
WAC Corporal (18mm) (KWAC-18)	255

WAC Corporal (38mm) (KWAC-29 of KWAC-38)	256
Aerotech Consumer Aerospace.....	258
About AeroTech	259
Master List for Aerotech by Name	262
Master List for Aerotech by Number	263
Arreaux (#89013)	264
Astrobee D (#89015)	266
Barracuda (#89020)	269
Cheetah (#89016)	271
G-Force (#89021)	273
HV Arcas (#89012)	275
Initiator (#89011)	277
IQSY Tomahawk (#89014)	279
Mirage (#89019)	281
Mustang (#89010)	283
Phoenix (#91010)	285
Strong Arm (#89017)	287
Sumo (#89024)	289
Wart Hog (#89018)	290
Always Ready Rocketry	291
About ARR	292
Master List for ARR by Name	293
Basic Blues 38	294
Basic Blues 3	295
Basic Blues 4	296
Predator Jr.	297
American Alliance Rocketry	298
Master List for American Alliance by Name	299
Master List for American Alliance by Number	299
Avenger (F2)	300
Emulator (NB5)	301
AMROCS.....	302
Master List for AMROCS by Name	303
Master List for AMROCS by Number	303
Liberty Bell (K-1)	304
Scorpion (K-2)	305
Wombat (K-5)	306

Apogee Components	308
About Apogee	309
Master List for Apogee Components by Name	310
Master List for Apogee Components by Number	310
Bolaero Z	311
Diamondback (#05034)	312
Micro V-2 (#05021)	313
Saturn V (#05026)	314
Aries Paper Models.....	316
Master List for Aries Paper Models by Name.....	317
VS-40	318
Art Applewhite Rockets	320
About Art Applewhite Rockets	321
Master List for Art Applewhite by Name.....	322
Bic Stic	323
Cinco (13mm)	324
Cinco (38mm)	325
Double Helix (24mm)	326
Helix (13mm).....	327
Helix (18mm).....	328
Helix (20mm).....	329
Helix (24mm).....	330
Helix (29mm).....	331
Micro Maxx Flying Saucer	332
Micro Maxx Qubit.....	334
Micro Maxx Scimitar	335
Micro Maxx Stealth	336
Pinwheel (18mm)	337
Qubit (13mm)	338
Spartan (13mm)	339
Super Stealth	340
BaddAzz Rocketry	341
Master List for BaddAzz by Name	342
Das Blitzkrieg.....	343
Bal-Rock Industries	344
Master List for Bal-Rock by Name	345
Master List for Bal-Rock by Number	345

Rock-a-Chute Mrk-I	346
Roc-a-Chute Mark-II	347
Balsa Machining Services	348
Master List for BMS by Name	349
Master List for BMS by Number	349
Astron Drifter (K14)	350
(Estes) Gyroc (K24)	351
Mini Bomarc (0805(TK-5))	352
(FSI) Viking 1 (FSIVK1)	353
BARCLONE	355
About BARCLONE	356
Master List for BARCLONE by Name	357
Arrow Head	358
Binder Design	359
About Binder Design	360
Master List for Binder Design by Name	361
Aspire 29mm	362
Excel	363
Excel 38mm Dual Deploy	364
Excel 54mm	365
Excel 54mm Dual Deploy	366
Excel Jr.	367
Excel Plus	368
Jackhammer	369
Stealth 38mm	370
Stealth 54mm	371
Stealth Jr. 29mm	372
Thug	373
Blast From the Past	374
Master List for Blast From the Past by Name	375
Centuri Space Shuttle	376
BSD High Power Rocketry	377
About BSD High Power Rocketry	378
Master List for BSD by Name	379
Diablo (4'')	380
Thor (3'')	381
Thor (4'')	382

Centuri Engineering	383
Master List for Centuri by Name	384
Master List for Centuri by Number	388
Acro-Bat (KBG-3 or #5059)	392
Aero-Bat (KBG-1 or #5057)	393
Aero-Dart (KF-2)	394
Aero-Dart (KF-12 or #5182)	397
Aero-Dart (KFS-9)	399
Aero-Dyne (KB-8)	400
Alien Scoutship Flying Saucer (#5325)	401
Arcon (KB-2)	403
Arcon (KC-1 or #5061)	405
Arcon-Hi (KC-3 or #5063)	406
Astro-1 (KB-17 or #5047)	409
Astrobees 350 (KC-5 or #5065)	411
BatRoc (KB-8 or #5038)	413
Black Widow (KB-6 or #5036)	414
Centaur (KC-15 or #5075)	417
Centurion (KC-2 or #5062)	420
Chuter Two (KC-16 or #5076)	421
Defender Space Probe (KC-35 or #5095)	423
Draconian Marauder (#5336)	425
E.S.S. Raven (#5312)	427
Earth Forces Starfighter (#5335)	429
Excalibur (KA-8 or #5008)	431
Explorer (KF-9 or #5179)	433
Fire Fly (KA-6 or #5006)	436
Flutter-By (KA-9 or #5009)	438
(Stellar) Hercules (KD-13 or #5213)	440
Honest John (KC-25 or #5085)	441
Hummingbird (KF-2 or #5172)	444
Hustler (KF-10 or #5180)	445
Iris (KC-14 or #5074)	447
Jaguar (KF-4)	449
Javelin (KC-31 or #5091)	451
Laser-X (KC-50 or #5110)	454
Lil' Hercules (KA-1 or #5001)	456
Lil' Hustler (KF-8 or #5178)	459
(1/45) Little Joe II (KS-8 or #5138)	461
(1/100) Little Joe II (KS-9 or #5139)	463

Long Tom (KC-4 or #5064)	465
Mach 10 (KA-4 or #5004)	467
Magnum D Hornet (#5341)	469
Magnum D Jayhawk (#5342)	470
Marauder (KC-45 or #5105).....	472
Mercury Redstone (KS-1 or #5131)	473
Micro-Probe (KB-10)	475
Micro-Probe (KB-22 of #5052)	476
Micron (KA-5 or #5005)	479
Nike Smoke (KS-15 or #5145)	482
Nike Smoke (KE-3 or #5183)	484
Nomad (KB-5 or #5035)	485
Orion (KC-8 or #5068)	487
Payloader (KB-4)	488
Payloader II (KC-20 or #5080).....	490
Photon Probe (KD-16).....	493
(The) Point (KC-13 or #5073).....	494
Python Fighter (#5358)	496
Quasar (KC-7 or #5067)	498
Recruiter (KC-30 or #5090).....	500
S.S.V. Scorpion (#5307)	501
Satellite 62SL (KM-2 or #5302).....	503
Saturn 1B (KS-10 or #5140)	505
Saturn 5 (KS-12 or #5142)	507
Scorpion (KF-6 or #5176)	509
Scram Jet (KF-4 or #5174)	511
Screaming Eagle (KF-3 or #5173).....	513
Sky Devil (KB-10 or #5040)	515
Snipe Hunter (KB-13 or #5043)	517
Space Shuttle (KC-6 or #5066).....	519
SST Shuttle 1 (KC-17 or #5077).....	521
Star Trooper (KM-3 or #5103)	523
Starfire (KC-12 or #5072)	525
Swift (KBG-3)	528
T Bird (KC-9 or #5069).....	530
Taurus Fleet Ship (KB-3 or #5033)	532
Thunder Bird (#5339)	534
Thunder Hawk (#5338)	536
Thunder Roc (#5340)	538
Tomahawk (KC-40 or #5100)	540

U.S.S. America (#5310)	541
V2 (KS-19 or #5149)	543
Vector V (KB-2 or #5032)	544
X-21 (BG-21)	546
X-21 (KBG-21)	548
Centuri American Rocketeer	550
Master List for American Rocketeer by Name	551
Finless (V4 N1)	552
The Coaster Company	554
Master List for Coaster by Name	555
Centauri Dynasoar	556
Mercury	557
Saturn	558
Space Probe I	559
Super-Son	560
Competition Model Rockets	562
Master List for CMR by Name	563
Master List for CMR by Number	564
Big Bee (C22)	565
Break Away (C1)	566
Buzzard (BG4)	568
Chameleon (C12)	570
D-Region Tomahawk (S1)	572
Double Eggle (C19)	574
Effy (C4)	575
ELO (C3)	576
Hat Trick	578
Helichopper (C18)	579
Humpty Dumpty (C14)	581
Humpty Dumpty Plastic (C13)	582
Hyper (C2)	583
Manta (BG1)	585
Marcus (C6)	587
Orbitron (BG3)	589
Mini Manta (BG5)	591
Paratrooper (C8)	593
Pen (C10)	595
(The) Pirate (C17)	597
PW-11 (BG6)	598

Rapier (C5)	600
Red Brat (C21)	602
Robin (C9)	603
Shark (C15)	605
Start (C7)	607
Sting Ray (BG2)	609
Tachyon (C16)	611
Thunderbolt (C20)	613
V.I.P. (C11)	614
Cosmodrome Rocketry	615
About Cosmodrome	616
Master List for Cosmodrome by Name	617
Aerobee Hi	618
Black Brant II	620
Black Brant VC	622
Nike Apache	624
Nike Smoke	626
Vostok	628
Cox	630
Master List for Cox by Name	631
Master List for Cox by Number	631
Apollo Little Joe II (#5100)	632
Apollo Saturn V (#5075)	633
Honest John (#5050)	635
Nike Zeus (#5150)	636
Space Shuttle America (#5200)	637
Up-rated Saturn 1B (#5025)	639
X-15 (#5000)	641
Currell Graphics	642
Master List for Currell by Name	643
V-2 Rocket	644
Custom Rockets	645
About Custom Rockets	646
Master List for Custom by Name	647
Master List for Custom by Number	648
ATW Anti Tank Weapon (#10039)	649
Bullet (#10015)	651
Engage (#10002)	653

Fiesta (#10030)	655
Galileo (#10012)	657
Game Over (#10042)	659
Ion Pulsar (#10028)	661
Lamprey (#10006)	664
Landviper (#10001)	666
Liberty (#10045)	668
Nomad (#10054)	670
P.O.N.G. (#10043)	671
Razor (#10017)	673
Redliner (#10011)	675
Scavenger (#10046)	677
Serin (#10038)	679
S.L.V. (#10044)	681
Sport (#10037)	683
Tristar (#10027)	685
Venture (#10019)	687
Cygnus Model Rocket Company	689
Master List for Cygnus by Name	690
76er	691
Blazer	692
Critter	693
X-1 N.E.A.V.	694
DG&A High Power Rocketry	695
Master List for DG&A by Name	696
Armageddon (29mm)	697
Armageddon (38mm)	698
Armageddon (54mm)	699
Dr. Zooch Rockets	700
A Rocketeer's View of Dr. Zooch	701
Master List for Dr. Zooch by Name	702
Ares I-X	703
Atlas Agena	705
Gb-LV	707
Juno II	709
Mark II	711
Mercury Little Joe	713
Mercury Redstone	715
Saturn SA-5	716

Saturn Ib	718
Saturn V	720
Soyuz	722
Space Launch System (SLS)	724
Titan IIIc SLV5	726
Vanguard Eagle	728
DRF Technologies	729
Master List for DFR by Name	730
Delta II (18mm)	731
Delta IV Medium 5+4 (24mm)	733
DynaStar Mid-Power Model Rockets	735
About DynaStar	736
Master List for DynaStar by Name	737
Master List for DynaStar by Number	737
Grappler (#05031)	738
LexxJet (#05037)	740
Orion (#05029)	742
Sky Torpedo (#05033)	744
Snarky (#05030)	746
Stonebreaker (#05028)	748
Edmonds Aerospace	750
About Edmonds	751
Master List for Edmonds by Name	752
Deltie	753
Ecee	755
Ivee	757
Tinee	758
Enerjet	760
Master List for Enerjet by Name	761
Master List for Enerjet by Number	762
Aero-Dart (KE-12 or #5182)	763
Enerjet 1340 Sounding Rocket (#1340)	764
Enertek	765
Master List for Enertek by Name	766
Master List for Enertek by Number	767
Aero (#8817)	768
Anvil (#8811)	769

Arcas (#8820)	770
Astra 2000 (#8819).....	771
Astrobee 1500 (#8821)	772
Big Thunder (#8812)	773
Emanon (#8813).....	774
Grand Slam (#8816)	775
Initiator (#8814).....	776
Nike Cajun (#8822).....	777
Raven (#8818)	778
Strong ARM (#8815).....	779
Estes Industries	780
About Estes	781
Master List for Estes by Name	782
Master List for Estes by Number	790
220 Swift (#0810)	798
36 D Squared (#2119)	801
Aerobee 300 (K-17 or #1217).....	803
Aero-Fin (#1390).....	805
Aero-Hi (#0817)	807
AIM-9 Sidewinder (#2125)	808
AIM 120 AMRAAM (#2153)	810
Airborn Surveillance Missile (#0867)	811
Alien Explorer (#1372)	812
Alien Invader (#1281)	814
Alien Invader (#3003)	815
Alien Space Probe (#2038)	817
Alien Space Probe (#7502)	818
(Astron) Alpha (K-25 or #1225)	819
(Astron) Alpha II (EK-25 or #1421)	823
(Astron) Alpha III (K-56 or #1256).....	824
(Astron) Alpha IV (#1258)	828
(Astron) Andromeda (K-73 or #1273)	830
(Astron) Apogee (K-5)	832
(Astron) Apogee II (K-5 or #1205)	833
Arcas (K-26 or #1226)	836
Athena (#2026)	838
Attack Craft Orion (#1374)	840
(Astron) Avenger (K-38 or #1238).....	842
Baby Bertha (#1261)	844
Bail-Out (#2070)	846

Bandit (K-48 or #1248)	848
The Bat (#1362).....	850
(Astron) Big Bertha (K-23 or #1223)	851
Big Bertha (#1948).....	854
Big Daddy (#2162)	857
Big Dawg (#2151).....	859
Big Yank (#0868).....	860
(Astron) Birdie (K-44 or #1244)	862
Birdie (TK-44 or #0844).....	864
Black Brant II (#1958)	865
Black Hole Space Probe (#1350)	867
Blackhawk (#2053)	868
Blazer (#1956)	870
Blue Bird Zero (#1335)	871
Bomarc (KC-5 or #0654).....	873
Bomarc (#0657).....	874
Bull Pup 12D (#1972)	875
Bull Pup 12D (#7000)	877
CC Express (#1302)	880
Cajun (#2028).....	882
Canadian Arrow (#2188)	884
Challenger II (#1330)	885
(Astron) Cherokee D (K-47 or #1247)	887
Chuter Two (#3009).....	889
Cloud Hopper (#0851).....	891
(Astron) Cobra (K-10 or #1210).....	893
Cobra 1500 (#1294)	895
Colonial Viper (#1310)	897
Comanche 3 (#1382)	899
Comet Chaser (#3202).....	902
Condor (#0807)	904
(Astron) Constellation (K-35 or #1235).....	905
Corkscrew (#2114).....	908
Cosmos Mariner (#2190)	910
Courier (#1911)	912
Crossbow SST (#3207)	914
Crossfire ISX (#1469).....	916
Crusader Swing Wing Glider (#1961)	918
Customizer (#1500)	920
D-Region Tomahawk (#1944)	922

D-Region Tomahawk (#2037)	923
D.A.R.T. (#1981)	925
Dark Star (#2045)	926
Death Star (#2143)	927
Deep Space Transport (#2034)	929
Defender (#1924)	931
(Astron) Delta (K-16 or #1216)	933
Delta Clipper (#2067)	936
Delta Star (#1322)	938
(A-20) Demon (K-58 or #1258)	940
Der Big Red Max (#1403)	942
Der Red Max (KC-2 or #0651)	943
Der V3 (#1970)	946
Dragon Ship 7 (#1345)	948
(Astron) Drifter (K-14 or #1214)	949
EAC Viper (#0820)	952
Echo (#1950)	953
Eclipse (#0846)	955
EPM-010 (#7216)	957
Estes Starliner (#0863)	959
Executioner (#1951)	961
Exocet MM38 (#1925)	963
Explorer Aquarius (#2016)	965
(Astron) Falcon (K-13 or #1213)	967
(Astron) Farside (K-12 or #1212)	971
(Astron) Farside-X (K-12X or #1261)	974
Fat Boy (#1273)	977
Fat Boy (#2139)	978
Gauchito (#0809)	980
Gemini DC (#2136)	982
Gemini-Titan (K-21 or #1221)	984
Gemini Titan (#1978)	987
Geo Sat LV (#1977)	988
(Astron) Goblin (K-55 or #1255)	990
Guardian (#2179)	992
(Astron) Gyroc (K-24 or #1224)	994
Hawkeye (#0873)	997
Hercules (#1377)	999
Hi-Flier (#2178)	1001
Hi Flier XL (#3226)	1003
Honest John (K-27 or #1227)	1006

Honest John (#1919)	1008
(Maxi) Honest John (#2166)	1010
(Mini Brute) Hornet (TK-4 or #0804)	1011
Hornet (#3037)	1013
Hyper Bat (#7217)	1015
Icarus (K-77 or #1277)	1017
Interceptor (K-50 or #1250)	1019
Interceptor E (#1350)	1022
(Astron) Invader (K-19 or #1219)	1025
(Mini Brute) Javelin (#0815)	1027
(Pro Series) Jayhawk (#2085)	1029
(Battlestar Galactica) Laser Torpedo (#1311)	1030
Little Joe II (K-30 or #1230)	1032
Little Joe II (#0892)	1034
Leviathan (#9700)	1035
Little John (#0819)	1038
Long Tom (#3016)	1040
Lucky Seven (#0807)	1042
Mach-2 (#1379)	1044
Magician (#2440)	1046
Magnum (#2032)	1049
(Astron) Mark (K-2 or #1202)	1051
(Astron) Mark II (K-2A or #1202)	1054
Mars Lander (K-43 or #1243)	1056
Mars Snooper (K-20 or #1220)	1059
Mars Snooper (#2063)	1061
Mars Snooper II (K-20 or #1220)	1062
Maxi Alpha (#1291)	1064
Maxi Alpha 3 (#1321)	1066
Maxi Alpha 3 (#1903)	1067
Maxi-Brute V-2 (#1952)	1069
Maxi Honest John (#1269)	1070
Maxi Streak (#1387)	1073
Maxi V-2 (K-67 or #1267)	1075
Mean Machine (#1295)	1076
Mega Mosquito (#1335)	1079
Menace (#2173)	1081
Mercury Atlas (#2111)	1083
Mercury Redstone (K-41 or #1241)	1085
Mercury Redstone (#1921)	1087

Metalizer (#2168)	1089
Micron (#0876).....	1091
(Astron) Midget (K-40 or #1240)	1093
Midget (TK-40 or #0840)	1095
Mini Bertha (TK-3 or #0803)	1096
Mini Bomarc (TK-5 or #0805).....	1097
Mini Cobra (#0898)	1098
Mini Honest John (#2446)	1100
Mini Max (#2445)	1102
Mini Mean Machine (#0865)	1104
Mini Meanie (#1202)	1106
Mini Patriot (#0896)	1107
Mini R2-D2 (#1835)	1109
Mk-109 Stingray (#1232)	1110
Mk-109 Stingray (#2131)	1111
Monarch (#2172)	1113
Monarch (#7214)	1115
Mongoose (#2092)	1117
Moon Mutt (#1476)	1120
Mosquito (TK-1 or #0801)	1122
Mosquito (#1335)	1126
NASA Pegasus (#1376)	1128
National Aerospace Plane (#2037)	1130
Nemesis (#2175)	1132
(Astron) Nighthawk (K-34 or #1234).....	1134
Nike Ajax (#1279)	1136
Nike Apache (#1957).....	1138
Nike Smoke (#9704)	1140
Nike-X (K-70 or #1270)	1142
Ninja (#0882).....	1144
Nova Payloader (#1960)	1146
Odyssey (#1289)	1150
(Astron) Omega (K-52 or #1252)	1152
Optima (#2035)	1154
Orbital Interceptor (#1359)	1156
Orbital Transport (K-42 or #1242)	1158
Orbital Transport (#1259)	1162
Outlander (#2110).....	1163
Partizon (#9702)	1165
Pathfinder (#1997)	1167
Patriot (KC-3, MK-3 or #0652)	1169

Patriot (#1450)	1172
Patriot (#1825)	1174
Patriot (#1843)	1175
Patriot Missile (#2056)	1177
(Pro Series) Patriot Missile (#2066)	1180
Patrol Cruiser Excalibur (#1339).....	1182
Payloader II (#3022)	1184
Pegasus (#0806)	1186
(Astron) Phantom (K-7 or #1207)	1188
Phantom (K-7B or #1264)	1191
Pheonix (#1380)	1192
Photon Disruptor (#1282)	1195
Photon Disruptor (#3025)	1197
Photon Disruptor II (#2052)	1199
Photon Probe (#2043)	1201
Photon Probe (#3026)	1203
Plasma Probe (#3211)	1206
Polaris (#2174)	1208
Prime Number Explorer (#0891)	1210
Python 4 ASRAAM (#1245).....	1212
Python 4 ASRAAM (#2054).....	1213
QCC Explorer (#3221)	1214
Quark (#0802)	1216
R2-D2 (#1301)	1220
R2-D2 (#1395)	1222
R2-D2 (#1823)	1223
R2-D2 (#2104)	1225
R2-D2 (#2142)	1227
Rainmaker (#2009)	1229
Ram Jet (#1994)	1231
(Astron) Ranger (K-6 or #1206)	1233
Rascal (#2021)	1236
Raven (#2029)	1238
Red Alert (#0893).....	1240
Rogue (#0818)	1242
(Naboo) Royal Starship (#1830)	1243
Satellite Interceptor (#1296)	1244
Satellite Interceptor (#3027)	1246
Saturn 1B (K-29 or #1229)	1248
Saturn 1B (#2048).....	1251

Saturn V (K-36 or #1236)	1253
Saturn V (#2001)	1255
Saturn V (#2157)	1256
Scamp (KL-1 or #1101)	1257
Scamp (#1286)	1258
Scorpion (#1333)	1260
(Astron) Scout (K-1 or #1201)	1262
(Astron) Scrambler (K-37 or #1237)	1266
Screaming Eagle (#2117)	1268
Semi Scale Saturn V (K-39 or #1239)	1271
Sentinel (#1987)	1273
Shadow (#2094)	1275
(Astron) Sky Hook (K-8 or #1208)	1277
Skybolt (#1334)	1279
(Astron) Skydart (K-57 or #1257)	1281
Solar Probe (#2051)	1283
Solar Warrior (#0895)	1285
(Astron) Space Plane (K-3 or #1203)	1287
(Astron) Spaceman (K-9 or #1209)	1290
Spin Fin (#1355)	1293
(Astron) Sprint (K-49 or #1249)	1295
(Astron) Sprite (K-15 or #1215)	1297
(Astron) Star Blazer (K-31 or #1231)	1300
Star Dart (#2170)	1302
Star Stryker (#3206)	1304
Star Trooper (#3031)	1306
(Astron) Starlight (K-32 or #1232)	1308
Starship Vega (KC-4 or #0653)	1310
Starship Vega (#1320)	1312
(Mini Tri Pak) Sting Ray (#0866)	1314
Stinger (#1905)	1316
(Astron) Streak (K-4 or #1204)	1318
Super Alpha (#3216)	1322
Super Big Bertha (#2018)	1324
Super Big Bertha (#2165)	1325
Super Flea (#0815)	1326
Super Vega (#2036)	1328
Tartar (#1360)	1330
Teros (#1285)	1332
Teros (KL-5 or #1105)	1334
Thor Agena-B (K-28 or #1228)	1335

Tornado (#2004)	1337
(Astron) Trident (K-33 or #1233)	1339
Trident II (#2033)	1341
Twister (#1449)	1343
US Army Patriot M-104 (#1248)	1345
V-2 (K-22 or #1222)	1346
V-2 (#1926)	1348
Vagabond (#3217)	1350
Ventris (#9701)	1352
Viking (#1755)	1355
Viking (#1949)	1357
WAC Corporal (K-11 or #1211)	1360
Wizard (#1292)	1363
(Astron) X-Ray (K-18 or #1218)	1367
X-Ray (#1834)	1369
Yankee (#1381)	1370
Yellow Jacket (#2008)	1373
Yellow Jacket (#7005)	1375
Estes Design of the Month	1376
Master List for Estes DOM by Name	1377
Master List for Estes DOM by Number	1377
Space Twins (#41)	1378
Top Secret (#78)	1379
Estes Model Rocket News	1380
Master List for Estes MRN by Name	1381
Master List for Estes MRN by Number	1382
Big Bertha (#13)	1383
Excelsior Rocketry	1385
About Excelsior	1386
Master List for Excelsior by Name	1387
Der Fat Max	1388
Der Grosser Vati	1389
Goony Ghost	1390
Goony Max	1391
Goonybird Zero	1392
Honest Goon	1393
Polar 1	1394
Fat Cat Rockets, Inc.	1395

Master List for Fat Cat by Name	1396
F104 Starfighter	1397
Flight Dynamics Model Rocketry	1399
Master List for Flight Dynamics by Name	1400
Zephyr 5	1401
Flight Systems Inc.	1402
Master List for FSI by Name	1403
Master List for FSI by Number	1403
Hercules (#1020)	1404
Intrepid (#1032)	1406
Micro (MRK-8 or #1008)	1408
Nike Smoke (#1030)	1410
Nova (MRK-3 or #1003)	1412
Sprint (MRK-7 or #1007)	1414
Viking 1 (MRK-9 or #1009)	1416
Viking 2 (MRK-10 or #1010)	1418
Viking 3 (MRK-11 or #1011)	1419
Viking 4 (MRK-12 or #1012)	1421
Viking 5 (#1029)	1422
FlisKits	1423
About FlisKits	1424
Master List for FlisKits by Name	1425
Master List for FlisKits by Number	1426
A.C.M.E. Spitfire (SP007)	1427
Alien8 (SHX001)	1430
Borealis (FR008)	1433
Buck Shot (MX020)	1435
Dead Ringer (MX017)	1437
Decaffeinator (SP011)	1439
Deuce's Wild (CL002)	1441
Diminutive Deuce (MX005)	1443
dooDad (SP025)	1445
doo-Hickey (MX009)	1447
Freedom Forge Missile (SP009)	1449
Honest John (MX008)	1451
L-13 (SC004)	1454
Long OverDue (SP008)	1456
Midnight Express (FRE01)	1458

Mudwasp (MX013)	1461
Nell (SC003)	1463
Night Whisper (FR006)	1465
OverDue (OD001)	1468
Richter Recker (CL001)	1470
Thing-a-ma-Jig (SP015)	1472
Tres (CL003)	1474
Tres 13mm (CL003-13)	1476
Tres 24mm (CL003-24)	1478
Whatchamacallit (SP017)	1480
Giant Leap Rocketry	1482
About Giant Leap	1483
Master List for Giant Leap by Name	1484
Nuclear Sledgehammer	1485
Talon 2	1487
Talon 3	1489
Talon 4	1491
Talon 6	1493
Hangar 11	1496
About Hangar 11	1497
Master List for Hangar 11 by Name	1498
X-15 (4")	1499
X-15 (6")	1500
Hawks Hobby	1502
About Hawks Hobby	1503
Master List for Hawks Hobby by Name	1504
Master List for Hawks Hobby by Number	1504
Super Sprite (HH-80)	1505
Hostile Projectiles	1507
Master List for Hostile Projectiles by Name	1508
V-2 Rocket	1509
InFlight Rocketry	1510
Master List for InFlight by Name	1511
Master List for InFlight by Number	1512
Blue Bird Zero (IF-K207)	1513
Nike Smoke (IF-K114)	1514

Jon Leslie Paper Models	1515
About Jon Leslie	1516
Master List for Jon Leslie Paper Models by Name	1517
(1/48) Pegasus.....	1518
K and S Rockets	1520
About K and S	1521
Master List for K and S by Name	1522
Arctic Wolf	1523
Arctic Wolf 2	1524
Arctic Wolf DD	1525
Blue Bird Zero (1.64'').....	1526
(Upscale) Satellite Interceptor	1527
The Launch Pad	1528
Master List for TLP by Name	1529
Master List for TLP by Number	1530
Bullpup AGM-12B (K005).....	1531
Bullpup AGM-12C (K006)	1533
Exocet AM.39 (K041)	1535
Exocet MM.40 (Early) (K008).....	1537
Gabriel III/AS (K010)	1539
Harpoon AGM-84A (K012)	1541
Hawk MIM-23A 1.6'' (K039).....	1543
Martel AS.37 (K053)	1545
Nike Ajax MIM-3A (K060)	1547
Nike Hercules Plan Pack.....	1549
Scimitar (K027).....	1550
Sidewinder AIM-9L (K030)	1552
LawnDart Rocketry	1554
About LawnDart	1555
Master List for LawnDart by Name	1556
Master List for LawnDart by Number	1556
Piggyback Shuttle (#2)	1557
Leading Edge Rocketry	1558
About Leading Edge	1559
Master List for Leading Edge by Name	1560
Master List for Leading Edge by Number	1560

Great White (LE-26)	1561
Micro Goblin(LE-05)	1563
Micro Max (LE-07)	1565
LOC/Precision	1567
Master List for LOC by Name	1568
Master List for LOC by Number	1569
Athena 3 (PK-37)	1570
Big Nuke (PK-82)	1571
Big Nuke 3E (PK-82-3E)	1573
Big Nuke Mini (#0174)	1576
Bruiser (PK-88)	1578
Bruiser EXP (PK-96)	1580
Cyclotron (PK-47)	1582
EZI-65 (PK-64)	1585
EZI-65 Mini (#0175)	1588
Hi-Tech (PK-56)	1590
King Viper III (PK-92)	1593
Lil' Nuke (PK-4)	1595
LOC-IV (PK-48)	1598
Minie-Magg (PK-68)	1600
Nuke Pro Max (PK-5)	1602
Onyx (PK-12)	1605
Stovi (PK-40)	1608
3.9" V-2 (PK-57)	1611
7.5" V-2 (PK-100)	1613
Viper III (PK-20)	1615
Viper IV (PK-24)	1618
Warlock (PK-80)	1620
Madcow Rocketry	1622
About Madcow Rocketry	1623
Master List for Madcow by Name	1624
Master List for Madcow by Number	1625
Army Hawk MIM-23A (K-106)	1626
Arcas HV (K-144)	1628
Batray 2.2" (K-118)	1631
(Fiberglass) Batray 3" (K-175)	1633
Black Brant II (K-156)	1635
Bomarc Rocket (K-119)	1637
Cricket (K-141)	1639

DX3 (K-126)	1641
DX3 (2.6" FG) (K-170)	1643
DX3 Massive (5.5" FG) (K-167)	1645
Honest John Rocket (K-115)	1647
Jay Hawk AQM 37A (K-109)	1649
(2.6") Lil' Goblin (K-139)	1651
(2.6" FG) Lil' Goblin (K-164)	1653
(2.6") Little John (K-101)	1655
(4") Little John (K-142)	1656
(4") Little John Rocket (FG) (K-157)	1658
Momba (K-100)	1660
Mozzie (K-112)	1662
Phoenix Rocket (K-136)	1664
Super Batray 4" (K-131)	1666
Super DX3 (4") (K-129)	1668
Super DX3 (4" FG) (K-159)	1670
Super DX3 XL (4" FG) (K-166)	1672
Torrent (#07231)	1674
McCoy's Micro Wonder Works	1676
Master List for MMWW by Name	1677
Master List for MMWW by Number	1679
Master List for MMWW by Prototype MFG	1681
AIM-120A AMRAAM (Navy Ver.) (#285)	1683
(Estes) Airborn Surveillance Missile (#372)	1684
(Estes) Alien Space Probe (#291)	1685
(Estes) Big Bertha (#297)	1686
(Estes) Black Hole Space Probe (#346)	1687
(Estes) Blue Bird Zero (#305)	1688
(Estes) Cherokee D (#230)	1689
(Estes) MM Courier (#350)	1690
(Wildman) DarkStar	1691
(Estes) Deep Space Transport (#246)	1692
(Edmonds) Deltie Boost Glider (#230)	1693
(Estes) Dragon Ship-7 (#374)	1694
(Estes) EAC Viper (#375)	1695
(Edmonds) Eecee (#300)	1696
(Centuri) ESS Raven (#273)	1697
(Estes) Explorer Aquarius (#243)	1698
(Estes) Falcon (#313)	1699
(Estes) Goblin (#233)	1700

MM Guardian Missile (#369)	1701
Gyroc Tri-Fin (#284)	1702
(Estes) Hercules (#239)	1703
(Estes) Interceptor (#267)	1704
(Edmonds) Ivey Boost Glider (#227)	1705
(Centuri) Javelin (#352)	1706
(Centuri) Laser-X (#248)	1707
(Estes) Mars Snooper (#235)	1708
Micro AGM-12B Bullpup A (#276)	1709
Micro-Maxx ASP Sounding Rocket (#305)	1710
(Estes) Midget (#362)	1711
(Estes) NASA Pegasus (#353)	1712
(Estes) National Aerospace Plane (#304)	1713
(Estes) Nova Payloader (#236)	1714
(Estes) Optima (#385)	1715
(Estes) Patrol Cruiser Excalibur (#373)	1716
(Centuri) Orion (#348)	1717
(Centuri) Payloader II (#354)	1718
(Estes) Rainmaker (#355)	1719
(Estes) Ram Jet (#250)	1720
(Estes) Ranger (#226)	1721
(Estes) Scout (#330)	1722
(Estes) Sentinel (#358)	1723
(Estes) SkyDart (#240)	1724
(Estes) Sprint (#297)	1725
(Estes) Star Blazer (#306)	1726
(Estes) Starship Vega (#268)	1727
(DynaStar) Snarky (#380)	1728
(Centuri) Taurus (#317)	1729
(Estes) The Bat (#344)	1730
(Centuri) The Point (#232)	1731
(Estes) Thor Agena-B (#360)	1732
(Estes) Tornado (#338)	1733
(Estes) Trident (#321)	1734
(Estes) X-Ray (#237)	1735
(Estes) Yellow Jacket (#326)	1736
Model Missiles, Inc.	1737
Master List for MMI by Name	1738
Master List for MMI by Number	1738
Aerobee Hi (#001-B)	1739

Aerobee Hi Deluxe (#001-A)	1740
Aerobee Hi Economy (#001-C)	1741
Model Products Corporation	1742
Master List for MPC by Name	1743
Master List for MPC by Number	1744
Icarus C (R-205)	1745
Modelrocket.US	1747
Master List for Modelrockets.US by Name	1748
Master List for Modelrockets.US by Number	1748
Nike Smoke 2.6 (#01039)	1749
Moldin' Oldies	1751
About Moldin' Oldies	1752
Master List for Moldin' Oldies by Name	1753
Taurus Fleet Ship	1754
MoreRockets.Com	1755
Master List for MoreRockets.Com by Name	1756
Master List for MoreRockets.Com by Number	1756
Viper (#1310)	1757
Mountainside Hobbies	1758
About Mountainside Hobbies	1759
Master List for Mountainside Hobbies by Name	1760
Master List for Mountainside Hobbies by Number	1760
Sport Scale V-2 (#103)	1761
4" V-2 (#500)	1762
N.A.R. Technical Services	1763
(NARTS)	1763
Master List for NARTS by Name	1764
Master List for NARTS by Number	1764
Grumpy Dog II (SP-101)	1765
Neubauer Rockets	1767
About Neubauer Rockets	1768
Master List for Neubauer Rockets by Name	1769
D-Region Tomahawk	1770
Gemini Titan (4")	1771
Juno I (1/100)	1773

Little Joe I	1774
MegaDagger	1775
Mercury Atlas (1/100)	1776
Mercury Redstone (1/100)	1777
Mercury Redstone (2.6")	1778
Mercury Redstone (4")	1780
Micro Gemini Titan	1782
Micro Nike Smoke	1783
Micro Saturn 1B	1784
Micro Saturn V	1785
Orion II.....	1786
SkyDagger	1787
Super Tube	1788
New Way Space Models	1789
About New Way	1790
Master List for New Way Space Models by Name	1791
4 Square	1792
Lune R-4	1794
N-20 Demon.....	1796
Quad Goblin.....	1799
SkyRise	1801
SquareOne	1803
Square in the Air.....	1806
Noris Raketen	1808
Master List for Noris Raketen by Name	1809
Master List for Noris Raketen by Number.....	1809
A-4 Peenemunde (#004)	1810
North Coast Rocketry	1811
Master List for NCR by Name	1812
Master List for NCR by Number	1812
Aerobee Hi-Test (K-5)	1813
Big Brute (K-53 or #3508)	1815
Interceptor G (#3516).....	1817
Lance Beta (K-47).....	1819
Patriot (K-85 or #3512)	1820
SA-14 Archer (K-76)	1822
Thunderbolt (K-44)	1823
Odd'l Rockets	1824

Master List for Odd'1 Rockets by Name	1825
Up Cup	1826
Pimp Daddy Rocketry	1828
Master List for PD Rocketry by Name	1829
A-20 Demon	1830
Pemberton Technologies	1831
About Pemberton Technologies	1832
Master List for Pemberton Technologies by Name	1833
King Kraken	1834
Kraken	1836
Screamin' Green Meanie	1838
Performance Rocketry	1840
Master List for Performance Rocketry by Name	1841
1/2 Scale AMRAAM	1842
Gizmo	1843
Dominator 3	1845
Dominator 4 R2	1846
Dominator 5	1847
Gizmo XL	1848
1/4 Scale Nike Smoke	1849
1/3 Scale Nike Smoke	1850
1/4 Scale Patriot Missile	1851
1/2 Scale Patriot Missile	1852
1/5 Scale V-2	1853
Polecat Aerospace	1854
Master List for Polecat Aerospace by Name	1855
Master List for Polecat Aerospace by Number	1856
4" AQM 37 Jayhawk (#21)	1857
4" Bullpup (#26)	1859
7.5" Bullpup (#4)	1860
5.5" Fat Man (#13)	1861
10" Fat Man (#10)	1862
3" Goblin (#27)	1864
5.5" Goblin (#361)	1866
4" Nike Smoke (#23)	1868
10" Nike Smoke (#6)	1869
7.5" Patriot MIM-104 (#1)	1870
Pratt Hobbies	1872

About Pratt Hobbies	1874
Master List for Pratt Hobbies by Name	1875
D Region Tomahawk (MMX)	1876
ProLine Rocketry	1877
Master List for ProLine by Name	1878
Dominator 3 R2	1879
Dominator 4 R2	1881
Public Enemy Rockets	1883
About Public Enemy	1884
Master List for Public Enemy by Name	1885
Baby Gladiator	1886
Gladiator	1887
Public Missiles LTD	1888
About PML	1889
Master List for PML by Name	1890
Bulldog (6'')	1891
Bull Puppy	1893
Bull Puppy 2.1	1895
Little Lunar Express	1897
MR-1	1899
QModeling	1901
About QModeling	1902
Master List for QModeling by Name	1903
NIKEX	1904
Rogue	1906
Quasar One Custom Rockets	1909
Master List for Quasar One by Name	1910
Master List for Quasar One by Number	1910
Delta 5 (#601)	1911
Quest Aerospace	1912
About Quest	1913
Master List for Quest by Name	1914
Master List for Quest by Number	1915
Aerospace One (#3015)	1916
Aerospace One Fighter Escort (#2017)	1918
Big Betty (#1014)	1920

Big Dog (#5010)	1923
Bright Hawk (#1017)	1925
Cobalt (#1021)	1927
Harpoon AGM (#3008)	1929
High-Q (#5012)	1932
Little Joe (MMX) (#5611)	1934
Navaho AGM (#3003)	1935
Pip Squeak (#1001)	1937
Striker AGM (#2020)	1939
Terrier Orion (#2015)	1940
Tomahawk Cruise Missile (MMX) (#5641)	1943
Tomahawk SLCM Cruise Missile (#3007)	1945
Red River Rocketry	1947
About Red River Rocketry	1948
Master List for Red River Rocketry by Name	1949
Master List for Red River Rocketry by Number	1949
StarLiner DST (K-005)	1950
Retro Rocketry	1951
Master List for Retro Rocketry by Name	1952
Master List for Retro Rocketry by Number	1952
Mini Blue Max	1953
Mini Red Max (#0651-RS)	1954
Roachwerks Custom Turnings	1955
About Roachwerks	1956
Master List for Roachwerks by Name	1957
Nike Ajax (13mm)	1958
Nike Ajax (18mm)	1959
Nike Hercules (24mm)	1960
Orbital Transport	1961
Saturn 1B	1962
Vostok	1963
Rocket Development Corp.	1964
About Rocket Development Corporation	1965
Master List for RDC by Name	1966
Master List for RDC by Number	1966
Moon Glo (F1)	1967
Nova III (F10)	1968

Rocket R&D	1970
Master List for Rocket R&D by Name	1971
Aerobee Hi.....	1972
Arcas	1974
Arcon	1975
Asp (4'').....	1976
Asp (5.5'').....	1977
Big Brutus (5.5'')	1978
Brutus	1979
Brutus EXP	1980
Corporal (4'')	1981
Iris (4'')	1983
Jayhawk (2.6'')	1984
Jayhawk (3.9'')	1985
Mighty Falcon (5.5'')	1986
Peacock (2.6'')	1987
Sandhawk (2.6'')	1988
Sandhawk (3.9'')	1989
Sandhawk (5.5'')	1990
Skyraider	1991
WAC Corporal (3.9'')	1992
Rocket Vision.....	1993
Master List for Rocket Vision by Name	1994
Machbuster	1995
Rocketarium.com	1996
Master List for Rocketarium.com by Name.....	1997
Master List for Rocketarium.com by Number	1997
AMRAAM 120A (RK-AMRAA)	1998
Rocketry Warehouse	2000
Master List for Rocketry Warehouse by Name	2001
Master List for Rocketry Warehouse by Number	2001
Broken Arrow G12 (EK-BKNARW-G12).....	2002
Broken Arrow G12 (RKT-BA)	2004
Flying Pumpkin (EK-FP-G12)	2006
Formula 54 (RW-FORMULA54)	2007
Formula 75 (RW-FORMULA75)	2009
Formula 98 (RW-FORMULA98)	2011
Formula 150 (RW-FORMULA150)	2013

Rocwerks	2015
Master List for Rocwerks by Name	2016
Master List for Rocwerks by Number.....	2016
Reactor (#101).....	2017
Schoolyard Rockets	2019
Master List for Schoolyard Rockets by Name	2020
Honest John	2021
Semroc Astronautics Corporation.....	2022
About Semroc	2023
Master List for Semroc by Name	2024
Master List for Semroc by Number	2026
Aerobee Hi (KV-2)	2028
Arcas (KS-8).....	2029
Arcon (KV-7).....	2031
Arcon-Hi (KV-15)	2033
Astro-1 (KV-30)	2035
Baby Orion (KA-31)	2037
BatRoc (KV-53).....	2038
Blue Bird Zero (KV-45).....	2040
Centaur (KV-12)	2042
Centurion (KV-40).....	2044
Defender Space Probe (KV-60)	2046
Excalibur (KV-43)	2048
Goblin (KV-80)	2050
Golden Scout (KV-4)	2051
Hydra One (KA-18).....	2053
Hydra VII (KB-7)	2055
Hydra VII (KV-29)	2056
I.Q.S.Y. Tomahawk (KD-2).....	2058
Iris (KD-4)	2060
Javelin (KV-16)	2062
Laser-X (KV-33)	2064
Launch Missile (KN-4)	2066
Lil' Hercules (KV-14)	2068
Little Joe II (KS-3)	2070
Lune R-1 (KB-8)	2072
Lune R-1 (KV-35)	2073
Magnum Hornet (KV-69)	2075

Marauder (KV-32)	2077
Mark xKit (XES-K2)	2079
Mark II (KV-1)	2081
Micron (KV-8)	2083
Mini Explorer (KA-22)	2085
Mini Hustler (KA-20)	2087
Moon Glo (KV-82)	2089
My Boid (KA-6)	2091
Omega (KV-64)	2092
Orbital Transport (KV-66)	2094
Recruiter Space Probe (KV-22)	2096
Saturn 1B (KS-1)	2098
Scrambler (KV-34)	2100
SLS Aero Dart (KV-6)	2102
SLS Arcas (KS-5)	2104
SLS Explorer (KV-56)	2106
SLS Hustler (KV-11)	2108
SLS Javelin (KLV-16)	2110
SLS Laser-X (KLV-33)	2112
SLS Lil' Hustler (KV-57)	2114
Snipe Hunter (KV-51)	2116
SpaceMan xKit (XES-K9)	2118
Sprite (KV-86)	2119
SST Shuttle-1 xKit (XCE-K17)	2121
Starfire (KV-20)	2123
Starship Vega (KV-78)	2125
Start (KA-25)	2127
Swift Boost Glider (KV-27)	2129
Tau Zero (KN-2)	2130
Taurus Fleet Ship (KV-42)	2132
Texas Fire Fly (KA-8)	2134
ThunderBee (KA-1)	2136
ThunderChief (KA-7)	2138
ThunderStrike (KA-16)	2140
V-2 xKit (XES-K22)	2142
Vector V (KV-44)	2144
Vega (KB-5)	2146
Vega (KV-25)	2147
VF-261 (KA-10)	2149
Sheri's Hot Rockets	2151

Master List for SHR by Name	2152
Gemini Titan	2153
Mercury Redstone	2154
Shrox Industria	2156
Master List for Shrox Industria by Name	2157
Alien 8	2158
Alien8	2159
Hyperion	2160
Icarus	2161
Orion	2162
SHX-15	2163
SHX-15B	2164
SHX-15D	2165
Sirius Rocketry	2166
About Sirius	2167
Master List for Sirius Rocketry by Name	2170
Master List for Sirius Rocketry by Number	2171
Interrogator (S-0011)	2172
Interrogator G (S-0015)	2174
Mid-Power Interrogator (S-0012)	2176
SpaceX	2178
About SpaceX	2179
Master List for SpaceX by Name	2181
Falcon 9 with Dragon	2182
Micro V-2 (#05021)	2183
Squirrel Works Model Rocketry	2184
About Squirrel Works	2185
Master List for Squirrel Works by Name	2186
Master List for Squirrel Works by Number	2186
JX-1 (SW-011)	2187
Stinger (SW-010)	2188
Starlight Model Rockets	2190
Master List for Starlight by Name	2191
Master List for Starlight by Number	2191
Jay Hawk (MN 4353)	2192
Tango Papa Decals	2193

Master List for Tango Papa by Name	2194
1.6x Mars Lander	2195
2x Mars Lander	2196
3.9" Mars Lander	2198
Thrustline Aerospace	2200
Master List for Thrustline by Name	2201
Master List for Thrustline by Number	2203
A-Slam (TA-016)	2205
Aerobee 300 (TACL-013)	2206
Alien Explorer (TACL-029)	2207
Alien Troop Mover (TA-004)	2208
Andromeda (TACL-027)	2209
Apogee II (TACL-041)	2210
Arapahoe E (TA-023)	2211
Arcas (TACL-017)	2212
Astral Lance (TA-021)	2213
Avenger (TACL-037)	2214
Black Shadow (TA-001)	2215
Blue Bird Zero (TACL-023)	2216
Cherokee D (TACL-001)	2217
Cobra (TACL-033)	2218
Constellation (TACL-030)	2219
D-Region Tomahawk (TA-024)	2220
Deep Space Transport (TACL-028)	2221
Der Big Red Max (TACL-025a)	2222
Der Big Red Max 24mm (TACL-025aa)	2223
Der Red Max (TACL-025)	2224
Double-Up (TA-006)	2225
Drifter (TACL-010)	2226
Duster (TA-007)	2227
EAC Viper (TACL-039)	2228
F-19 Night Fighter (TA-012)	2229
F-24 Panther Interceptor (TA-017)	2230
Falcon (TACL-015)	2232
Farside (TACL-012a)	2233
Farside X (TACL-012)	2234
Flux Probe (TA-013)	2235
Goblin (TACL-005)	2236
Gyroc (TACL-009)	2237

Hank (TA-011)	2238
Honest John (TACL-003)	2239
Honest John (TACL-004)	2240
Little John (TACL-0020)	2241
Mars Probe (TA-018)	2242
Mars Snooper (TACL-024)	2243
Mighty Mick (TA-002)	2244
Mike IX (TA-015)	2245
Mini Mike IX (TA-027)	2246
Mosquito (TACL-042)	2247
Nike-X (TACL-002)	2248
Omega (TACL-035)	2249
Orbital Interceptor (TACL-032)	2250
Orbital Transport (TACL-043)	2251
Patriot (TACL-036)	2252
Pegasus (TACL-019)	2253
Pumpkin Head (TA-008)	2254
Ranger (TACL-026)	2255
Rogue (TACL-038)	2256
Scamp (TACL-022)	2257
Scorpion ATGW (TA-026)	2258
Sea Dart (TA-014)	2259
Seeker (TA-009)	2260
Smoke N' Fire (TA-010)	2262
Space Man (TACL-044)	2264
Sprint (TACL-018)	2265
Sprite (TACL-031)	2266
Star Hauler (TA-005)	2267
Starliner (TACL-021)	2269
Starship Electra (TA-025)	2270
Tribute II (TA-022)	2271
Trident (TACL-034)	2272
V2 (TA-019)	2273
V-2 (TACL-016)	2275
WAC Corporal (TACL-014)	2276
X-Ray (TACL-011)	2277
Yellow Jacket (TACL-040)	2278
Zack Attack (TA-003)	2279
Urban Kartonmodelle	2280
Master List for Urban Kartonmodelle by Name	2281

Mercury Little Joe	2282
U.S. Rockets	2283
About US Rockets	2284
Master List for USR by Name	2285
Master List for USR by Number	2285
Micro-Sentra SRB (#1181)	2286
Mosquito 2.2 (#1174)	2288
Sentra SRB (#1063)	2290
Sentra SRB 2.7" (#1187)	2292
Sentra SRB 6" (#1128)	2294
Sentra SRB 12" (#1169)	2296
Vaughn Brothers Rocketry	2298
About Vaughn Brothers	2299
Master List for Vaughn Brothers by Name	2300
Javelin	2301
West Coast Rocketry	2302
Master List for WCR by Name	2303
Master List for WCR by Number	2303
Evenger	2304
Inferno	2305
Screamer (K1)	2306
Screamer II	2308
X-Force	2309
Wildman Rocketry	2310
Master List for Wildman Rocketry by Name	2311
Blackhawk 24mm	2312
Blackhawk 29mm	2314
Blackhawk 38mm	2316
DarkStar	2318
DarkStar 4	2320
DarkStar 4 Dual Deploy	2322
DarkStar Extreme	2323
DarkStar JR	2326
DarkStar JR Dual Deploy	2327
DarkStar Lite	2328
DarkStar Mini	2330
Drago	2332

Dra-Glo	2334
Shape Shifter Jr	2335
Ultimate DarkStar	2337
Ultimate Wildman	2339
Warrior Jr.	2340
Wild Child	2341
Wildman	2343
Wildman 22	2345
Wildman Dual Deploy	2346
Wildman Extreme	2348
Wildman JR	2350
Yank Enterprises	2352
About Yank Enterprises	2353
Master List for Yank Enterprises by Name	2354
Astrobee D (2")	2355
Black Brant X (2")	2356
Black Brant X (3")	2358
Black Brant X (4")	2360
Bullet (4")	2362
Concept One (4")	2364
Genesis (3")	2366
IQSY Tomahawk (3")	2368
IQSY Tomahawk (4")	2370
Iris (2")	2372
Iris (3")	2374
Iris (4")	2376
Mystic Buzz (3")	2378
Sandhawk (2")	2380
Sandhawk (3")	2382
Wraith (2")	2384
The Aftermath	2385
Sources for The Rocketry Index	2385
What You Can Do To Help	2385
<i>Company Information</i>	2385
<i>Rocketeers' Views of the Companies</i>	2386
<i>Rocketeers' Observations on the Rockets</i>	2386
Revision History	2387
Harvest History	2394

Introductory Materials

What Is “The Rocketry Index?”

In 1975, my mother wanted for me to do well in 6th grade. She resorted to the tried and true expedient of bribery. A scale was set up whereby a “C” would earn nothing at all. A “B” would earn a modest but worthwhile reward. An “A” would help to make the dreams of childhood avarice come true but there was a catch. A “D” would subtract a healthy sum from the total and, heaven forbid, an “F” meant the forfeiture of everything!

She had my attention.

There was a chemistry set that I wanted very, very badly. I did well enough in school that semester that my dreams seemed on the brink of realization. I got 7 “A’s” and a “B”. Mom was impressed but, more important to me, I would soon be on the way towards being the first sixth grader ever to win a Nobel Prize for chemistry.

Although I did not know his name at the time, somebody by the name of Lee Piester messed all of those grandiose plans up.

When the day came for Mom to take me to the mall to buy my chemistry set, I could hardly contain my excitement. “Are we there yet?” took on a more sinister meaning than ever before in Mom’s mind. I had to wait while she went to *her* stores and got what she needed. How many black shoes does a mother have to try on before she finds the “right” ones?!

Finally, we wandered too close to The Toy Box and there was no stopping me. I rushed in, followed by Mom and headed straight to the back where the neat stuff like chemistry sets were kept. When I got there, I learned that tragedy had struck. They were sold out of the one I *had* to have. My youthful illusions about the inherent justice of the world were cruelly shattered!

I think Mom actually felt sorrow for me. She reminded me that there was no rule that said I had to buy a chemistry set. I could get something else. I said, “no.” I would wait.

I think Mom was proud that I had somehow come up with the concept of “delayed gratification.” Then it was my turn to dash her illusions.

On the way out of the store, I set my eyes upon the Centuri Eagle Power Launch Set and I was mystified. I had never heard of model rockets but I had been a fan of the Apollo program and was heartbroken when it was cancelled. Now, I was seeing a rocket that looked like it was meant for me and they claimed it would really fly!

All thoughts of chemistry fled my mind. I had to have the rocket set. Mom asked some probing questions and was assured that model rocketry was indeed safe. Mom’s next big problem was to keep me from ripping the box open until we got home. We compromised. I did not rip anything but I did peek.



The rocket contained in the set was called the Screaming Eagle. It did not take very long to put together but fate was against me and I had neither a lantern battery nor any daylight left in which to try to fly it. As a consolation prize, I had all night to study the exciting catalog Centuri had thoughtfully included in the set. I had better keep my grades up because there were lots of rockets I had to have.

The next day Mom took me to get the battery and I headed off to the elementary school to enroll in the astronaut corps.

The first flight went well. After that, they became more problematical. Looking back, I can see many reasons for the problems, almost all of which stemmed from me, the impatient rocketeer.

I was hooked. For the next few years nothing mattered except rockets. I learned to my delight that there were two rocket companies and Estes had some pretty cool designs as well. Everywhere I went, I took my catalogs with me. They were the inspiration for future adventures, never mind that a great number of my past ones had not turned out too well.

So it went until, in high school, I was distracted by other things. Most of those other things had the same infuriating problems picking out shoes that Mom had but it was much more enjoyable to watch them do it for some reason.

My rocket stuff eventually got tossed out and I only seldom thought about it but I did, on occasion, think back to the images of the cool rockets I never built.

In the early nineties, I found rocketry again. I had never heard of anything bigger than a “D” motor as a kid but I saw some rockets in the local hobby shop that surely could not be boosted even by the Mighty D. The salesman showed me a copy of a magazine devoted to High Power Rocketry... Wow!

Soon, I had bought several smaller kits, just to “get back into shape”, and something from a company I had never heard of: LOC/Precision. I was saddened to learn that Centuri was no more but there were a few other companies in the mix. I left with an assortment of catalogs.

I built several low power rockets, a mid power and launched a single H. It was the wrong time of life, though. I was working as an engineer, going to school and working on another degree and family matters were not exactly rocket-friendly either. I cared for my elderly and sick mother and, suddenly, I found myself caring for my sister’s three children as well.

Regretfully, I put away the rocket stuff. It was for kids and I had adult responsibilities.

Still, there were some great looking rockets I wish I had built!

In 2006, I had left engineering and was a United Methodist pastor. Much to my surprise, I was also a newly-minted bridegroom. Along with SHE WHO MUST BE OBEYED, came two step-children, both teenagers.

I wanted to find something to do with my step-son. I thought we might try to build a model railroad. Trains had also fascinated me as a child and it seemed like it would be fun. I took Bobby to the hobby shop and we looked around for a while. I was excited about the trains but Bobby was... ambivalent, in the manner only a teenager can be. On the way out, though, something caught his eye. He had seen a LOC Graduator and asked some questions about it. He seemed interested so I bought it. Bobby also chose an Estes 220 Swift.

We built the rockets and he seemed to find them slightly amusing but my reaction was much different. I was engrossed.

I was older. I had more time. I had more money. I had the earlier memories. I had the Internet to see what else was out there...and I could not believe how many manufacturers there were! I had

eBay where I could sometimes find “the ones that got away” in childhood.

I was well and truly hooked.

This time around, things were different. I did not have many catalogs...except for all those I found on Ninfinger.com. Then I found EMRR...and YORF...and TRF...and JimZ...

I had a goal. I was going to build and fly one of EVERYTHING...from EVERY COMPANY. I knew I was doomed to failure but what a spectacular failure it would be!

I forgot that pastors do not make as much as engineers.

In time, I started working with the crew at TRF (The Rocketry Forum). One of my responsibilities was to maintain the “Gallery” section, where people post pictures of their fleets. As I tried to keep the galleries organized, I turned more and more to the catalogs I found online. I learned about even more companies I had never heard of... some of which had existed when I was a kid!

Slowly, I decided that I wanted to gather some of what I had learned into a single source.

I lamented that many of the modern manufacturers do not issue catalogs. They rely instead on web ads. When those are gone, they are gone.

I decided to try and put together an index of all of those rockets that I will probably never build. I want to include ***ALL OF THEM!***

This goal too is doomed to failure. It is doomed but I can come much closer to success than in the other one. Thus was begun *The Rocket Index*.

What is *The Rocket Index*?

It is a catalog. It is a collection of the information put out by the manufacturers to sell their wares. I am not trying to sell anything. I just wanted to be able to see all of it in its splendor.

This is a reference work. It may be of some limited use to some who are looking for information about a rocket. I hope it will be. Whether it is or not, though, it is a labor of love...for the ones that got away.



What Gets Included With the Rockets

Did you notice that word up above a few paragraphs back? Everything!

Well, that's a bit of an exaggeration but I'm going to be as “all-inclusive” as I can.

To qualify for the index, a rocket has to have been offered to the general public. That includes kits but also encompasses quite a bit more. Plans that have been offered publicly are included as well as some cardstock models.

I am not going to include scratch built, one-of-a-kinds. Don't expect me to come knocking at your door to inventory your collection,

Also not included, at least for now, are things such as ground support and motors. I figure I've bitten off enough to be chewing without adding that stuff into the mix.

As to what gets included within each entry, that also depends. The goal is to make each entry very much like a "catalog". That means that, when available, data such as size and weight, years of production, designer, motor mounts, recovery and such will be given in tabular form.

When possible, I am going to include at least one "blurb" from the manufacturer. Sometimes this will be transcribed from a catalog, sometimes it will be cut and pasted from their website. When more than a single blurb is included, it is because the text has materially changed.

Next come the "livery" shots. By "livery" I mean the way the manufacturer imagines the model. People are free, of course, to finish their own rockets how they see fit. What I am including is the "official" version.

In some cases, the manufacturer's livery changes over time. The Estes Big Bertha does not look now like it was presented in 1965 and has changed several times. Even as this is written, Estes has apparently changed the livery for the Bertha back to one similar to a scheme they used for a short period in the 1980s after having been stable for most of the 90s and 2000s. I plan to include images from each catalog published.

Sometimes the livery remains the same and just the background changes. In these cases I am opting for inclusion. The same paint job can present itself differently against differing backgrounds. If I perceive a change, I am including it. If a catalog year is omitted, it is either because I do not have access to the catalog or there was no change from the previous version I did include.

In this day and age, many companies do not issue catalogs at all. All of their advertising comes from the internet. Following the Catalog Liveries, will be a section on Web Liveries. I will follow the same rationale in choosing which to include. Of course, some companies were long defunct before the advent of the internet. Naturally, those companies will have no representation in this section.

Rockets appear in advertisements in a wide variety of circumstances and orientations. For this document, I am "normalizing" each of the included images. That means that they will be rotated so that the rocket is oriented vertically. Also, I have used Photoshop to remove the text of ads. Unfortunately, text sometimes impinges upon the rocket itself. These cases vary in their treatment depending upon the difficulty and my own lack of skill. All images are also normalized to the same dimension vertically.

I am also including an image section of "facecards", using the term rather loosely here. In this context, "facecard" can mean the actual card with the pretty picture that is displayed at the front of the traditional hanging bag. Some rockets do not come in hanging plastic bags, however, and are found in boxes. In that case, the scan of the box front is used... unless it is a plain, unmarked box. For some kits, the cover of the instruction sheet serves as the facecard and are treated as such here. Plans, strictly speaking, are not kits and consist of only the "plan". Often, though, the first page of the plan is graphically equivalent to a facecard and is used as such here.

If you get the impression that it is all rather vague and that I am "making it up as I go along", you are getting it correctly.

Another element that may or may not be included with each particular rocket is a series of personal observations and reflections about a particular model. These paragraphs are solicited from people familiar with that model. They are *not* of the form, "I had one when I was a kid and it was really cool!". Instead, they are meant to be descriptive and informative, a user's perspective instead of the company's sales perspective.

What Gets Included With the Companies

Company Information

This document is broken into sections based upon the companies that produced the rocket. All of the Estes products are to be found in the Estes section. Likewise for the others. At the beginning of each section, though, will appear some information about the companies themselves.

To start off with, basic data such as address, phone number, internet URL, etc. are provided. This will usually be followed by a statement from the company telling who they are in their own words. These statements are, of course, PR pieces and vary widely in terms of style and extent. The company statements will be followed, on occasion, by brief synopses from rocketeers familiar with the companies as customers.

Company Statement

A company's website often has a statement describing who they are and what they do. These statements vary tremendously from company to company and not all companies have them. For those that do, I have tried to include them. This, of course, pre-supposes that the company has been extant in the era of the internet.

Rocketeers' Views of the Companies

I have solicited statements from rocket builders and flyers about companies they are deeply familiar with. These too can vary widely but what I have requested is a description of the niche that the company fulfills within the hobby rocketry universe. Some companies have particular strengths or are well known for particular product lines. It is my hope that this time of information is revealed here.

These "Rocketeer's Views" are meant to tell the public perception of the place the company holds. Some may dwell on the customer service aspects and others on the general offerings. Maybe one particular company is well regarded for having a distinct and unique line of some particular product. What is written is up to the one doing the writing...who will seldom be me!

Also possible is some chastisement of the company. It was not and is not an intention of mine to provide a forum for gripes but sometimes they will have a place here in a factual statement. An example might be, "Company X may be difficult to deal with because of XXXXX but they remain the only source for some things. If you want a YYYYYY, they are the one to which you should turn".

Master Lists

Each company section will have at least one master list of their products.

The first master list is simply an alphabetical listing of the company's rockets. Occasionally, a word will be seen in parentheses. The meaning of these parentheses can vary but what they all have in common is that the enclosed text is *not* included in the ordering scheme. For example, many early Estes rockets had "Astron" as part of the name. Astron came and went in no predictable fashion:

sometimes it was present, sometimes it was not...and then it would reappear again. “Astron” is placed in parentheses because it will not be considered when alphabetizing.

Parentheses will also enclose words such as “The”. Centuri’s “The Point” and Estes’s “The Bat” both included the definite article as part of the name. For that reason it is included here but it too will not be considered in prioritizing.

Within the name lists will be included the product numbers if the company uses them. Something that may appear in another column is a “group” term if the particular rocket was part of a series or share some characteristic such as coming from a particular movie or book.

For many companies, there may be a second Master List, this one ordered by product ID number. This, of course, depends upon the company actually using such a number. Many do not. For those that do, each has its own scheme. To further complicate things, some companies have changed their numbering systems and, just to ensure the maximum amount of chaos possible, at least one company has a bad habit of reusing product numbers. With that in mind, for each company that does use product IDs, the second table will list them sequentially from lowest to highest. Following the strictly numeric lists will be the “K Number” list, also in ascending order.

Bear in mind that with the wide variety of numbering systems out there, the lists will *not* be formatted identically. It is assumed, however, that anyone who dabbles in rocketry and, as such, is a “rocket scientist”, will be able to figure them out.

Family Groups

Some rockets are “related” to each other. The relationship may be as simple as cloning or being scale models of the same prototype but the relationships can also be more complex. Perhaps one design was derived from another: it is clearly different and yet related as well. In this section, I will try to maintain tables of relationships.

This is all very subjective and ultimately reflects *my* interpretation. Comments and suggestions would be welcome.

Patriarchal Families

The Patriarchal Families are created under a system of "Patriarchs". Under each patriarch will be at least one specific rocket. Often there will be more. The "Patriarchs" are the oldest examples I can find of a given type. Semroc's Baby Orion will not be a patriarch because it is based upon the old Centuri Orion. The Centuri Orion is then the patriarch unless and until somebody can show me an example that predates it. The patriarch will be used to name the family. Please don't hesitate to tell me if you think I have missed something.

Patriarchs are the heads of families. Some families may contain only themselves in the family and others might include many rockets from many different manufacturers. Deciding what to include "in the family" is by its nature very subjective. In some instances a good case could be made for splitting off a member to become the patriarch of a new family. In other instances, there may be "lost" family members that I have failed to include...mainly because I was unaware of the relationship. I have decided that there are several "automatic" triggers to being included in a family. Clones, upscales and downscales become parts of the family automatically. You also get included in a family if the manufacturer specifically says that one product is derived from another. And, sad as some may be to hear it, goonies are part of the family as well. Remember, the whole purpose of this section as established was to show variations upon particular themes.

The case of the Estes Big Bertha provides a good example here. I thought the BB was about as iconic as you could get. I learned, though, that the Bertha came after the Ranger. They look similar but was that enough? I then had the development and the rationale behind the development of both explained to me by Carl McLawhorn of Semroc. The Bertha became part of the Ranger family. Estes claimed to derive the Baby Bertha and the Mini Bertha from the Big Bertha so they all became a part of the Ranger family as well. Then Carl told me that the Semroc SLS Brighton really is a Ranger as well and the family grew some more. This does not include the Super and various clones. The Alphas have equally complicated stories.

While every single rocket will be part of a “family”, I will not include the family in the following lists unless there are at least 2 members. You may occasionally find a family that seems to have only a single member. That is only because I have not gotten to subsequent entries yet.

The Patriarchal Families are listed alphabetically by manufacturer and then patriarch name. Each entry will include manufacturer, model name and product number, if any.

Always Ready Rocketry Families



All of the following families have ARR rockets for their patriarch. Other members of the family may or may not be from ARR.

ARR Basic Blues Family

ARR

Basic Blues 38

ARR

Basic Blues 3

ARR

Basic Blues 4

Art Applewhite Families



All of the following families have Applewhite rockets for their patriarch. Other members of the family may or may not be from Art Applewhite.

Applewhite Cinco Family

Art Applewhite	Cinco (13mm)
Art Applewhite	Cinco (38mm)

Applewhite Flying Saucer Family

Art Applewhite	Micro Maxx Flying Saucer
----------------	--------------------------

Applewhite Helix Family

Art Applewhite	Double Helix (24mm)
Art Applewhite	Helix (13mm)
Art Applewhite	Helix (18mm)
Art Applewhite	Helix (20mm)
Art Applewhite	Helix (24mm)
Art Applewhite	Helix (29mm)

Applewhite Pinwheel Family

Art Applewhite	Pinwheel (18mm)
----------------	-----------------

Applewhite Qubit Family

Art Applewhite	Micro Maxx Qubit
Art Applewhite	Micro Maxx Scimitar
Art Applewhite	Micro Maxx Stealth
Art Applewhite	Qubit (13mm)
Art Applewhite	Super Stealth

Applewhite Spartan Family

Art Applewhite	Spartan (13mm)
----------------	----------------

Bal-Rock Families

Bal-Rock Industries

Norfolk, Nebraska

All of the following families have Bal-Rock rockets for their patriarch. Other members of the family may or may not be from Bal-Roc.

Bal-Rock Roc-A-Chute Mark II Family

Bal-Roc
Semroc

Rock-A-Chute Mark II
Mark II

MrkII
KV-1

Binder Design Families



All of the following families have Binder Design rockets for their patriarch. Other members of the family may or may not be from Binder Design.

Binder Design Excel Family

Binder Design	Excel
Binder Destign	Excel 38mm Dual Deploy
Binder Design	Excel 54mm
Binder Design	Excel 54mm Dual Deploy
Binder Design	Excel Jr.
Binder Design	Excel Plus

Binder Design StealthFamily

Binder Design	Stealth 38mm
Binder Design	Stealth 54mm
Binder Design	Stealth Jr. 29mm

BSD High Power Rocketry Families



All of the following families have BSD rockets for their patriarch. Other members of the family may or may not be from BSD.

BSD Diablo Family

BSD

Diablo (4")

BSD Thor Family

BSD

Thor (3")

BSD

Thor (4")

Centuri Families



All of the following families have Centuri rockets for their patriarch. Other members of the family may or may not be from Centuri.

Centuri Astro-1 Family

Centuri	Astro-1	KB-17 or #5047
Semroc	Astro-1	KV-30

Centuri Hornet Family

Centuri	Magnum D Hornet	#5341
Estes	Hornet	#3037
Semroc	Magnum Hornet	KV-69

Centuri Aero-Dart Family

Centuri	Aero-Dart	KF-2
Centuri	Aero-Dart	KFS-9
Centuri	Aero-Dart	KF-12 or #5182
Enerjet	Aero-Dart	KE-12 or #5182
Semroc	SLS Aero-Dart	KV-6

Centuri BatRoc Family

Centuri	BatRock	KB-8 or #5038
Semroc	BatRok	KV-53

Centuri Centaur Family

Centuri	Centaur	KC-15 or #5075
Semroc	Centaur	KV-12

Centuri Centurion Family

Centuri	Centurion	KC-2 or #5062
Semroc	Centurion	KV-40

Centuri Chuter 2 Family

Centuri	Chuter Two	K-16 or #5076
Estes	Chuter Two	#3009

Centuri Defender Space Probe Family

Centuri	Defender Space Probe	KC-35 or #5095
Semroc	Defender Space Probe	KV-60

Centuri ESS Raven Family

Centuri	E.S.S. Raven	#5312
MMWW	Micros E.S.S. Raven	#273

Centuri Excalibur Family

Centuri	Excalibur	KA-8 or #5008
Semroc	Excalibur	KV-43

Centuri Exporer Family

Centuri	Explorer	KF-9 or #5179
Semroc	Mini Explorer	KA-22
Semroc	SLS Explorer	KV-56

Centuri Firefly Family

Centuri	Firefly	KA-6 or #5006
Semroc	Texas Firefly	KA-8

Centuri Hustler Family

Centuri	Hustler	KF-10 or #5180
Centuri	Lil' Hustler	KF-8 or #5178
Semroc	Mini Hustler	KA-20
Semroc	SLS Hustler	KV-11
Semroc	SLS Lil' Hustler	KV-57

Centuri Javelin Family

Centuri	Javelin	KC-31 or #5091
MMWW	Javelin	#352
Semroc	Javelin	KV-16
Semroc	SLS Javelin	KLV-16

Centuri Laser-X Family

Centuri	Laser-X	KC-50 or #5110
Centuri	Photon Probe	KD-16
Estes	Plasma Probe	#3211
Estes	Solar Probe	#2051
MMWW	Laser-X	#248
Semroc	Laser-X	KV-33
Semroc	SLS Laser-X	KLV-33

Centuri Lil' Hercules Family

Centuri	Lil' Hercules	KA-1 or #5001
Semroc	Lil' Hercules	KV-14

Centuri Long Tom Family

Centuri	Long Tom	KC-4 or #5064
Estes	Long Tom	#3016

Centuri Marauder Family

Centuri	Marauder	KC-45 or #5105
Semroc	Marauder	KV-32

Centuri Micro-Probe Family

Centuri	Micro-Probe	KB-10
Centuri	Micro-Probe	KB-22 or #5052

Centuri Micron Family

Centuri	Micron	KA-5 or #5005
Semroc	Micron	KV-8

Centuri Orion Family

Centuri	Orion	KC-8 or #5068
MMWW	Orion	#348
Neubauer Rockets	Orion II	
Semroc	Baby Orion	KA-31

Centuri Payloader Family

Centuri	Payloader	KB-4
Centuri	Payloader II	KC-20 or #5080
Estes	Payloader II	#3022
MMWW	Payloader II	#354

Centuri Point Family

Centuri	The Point	KC-13 or #5073
MMWW	The Point	#232

Centuri Recruiter Family

Centuri	Recruiter	KC-30 or #5090
Semroc	Recruiter Space Probe	KV-22

Centuri Snipe Hunter Family

Centuri	Snipe Hunter	KB-13 or #5043
Semroc	Snipe Hunter	KV-51

Centuri Space Shuttle Family

Blast from the Past	Centuri Space Shuttle	
Centuri	Space Shuttle	KC-6 or #5066

Centuri SST Shuttle 1 Family

Centuri	SST Shuttle 1	KC-17 or #5077
Semroc	SST Shuttle-1 xKit	XCE-KC17

Centuri Star Trooper Family

Centuri	Star Trooper	KM-3 or #5103
Estes	Star Trooper	#3031

Centuri Starfire Family

Centuri	Starfire	KC-12 or #5072
Semroc	Starfire	KV-20

Centuri Swift Family

Centuri	Swift	KBG-3
Semroc	Swift Boost Glider	KV-27

Centuri Taurus Fleet Ship Family

Centuri	Taurus Fleet Ship	KB-3 or #5033
MMWW	Taurus	#317
Moldin' Oldies	Taurus Fleet Ship	
Semroc	Taurus Fleet Ship	KV-42

Centuri Thunder Roc Family

Centuri	Thunder Bird	#5339
Centuri	Thunder Hawk	#5338
Centuri	Thunder Roc	#5340
Semroc	ThunderBee	KA-1
Semroc	ThunderChief	KA-7
Semroc	ThunderStrike	KA-16

Centuri Vector V Family

Centuri	Vector V	KB-2 or #5132
Semroc	Vector-V	KV-44

Centuri X-21 Family

Centuri	X-21	BG-21
Centuri	X-21	KBG-21

CMR Families



All of the following families have CMR rockets for their patriarch. Other members of the family may or may not be from CMR.

CMR Humpty Dumpty Family

CMR	Humpty Dumpty (Plastic)	C13
CMR	Humpty Dumpty	C14

CMR Manta Family

CMR	Manta	BG1
CMR	Mini Manta	BG5
CMR	Orbitron	BG4

Custom Families



All of the following families have Custom rockets for their patriarch. Other members of the family may or may not be from Custom.

Custom Fiesta Family

Custom

Fiesta

#10032

Custom

Game Over

#10042

DG&A Families

DG&A

HIGH POWER ROCKETRY

All of the following families have DG&A rockets for their patriarch. Other members of the family may or may not be from DG&A.

DG&A Armageddon Family

DG&A	Armageddon (29mm)
DG&A	Armageddon (38mm)
DG&A	Armageddon (54mm)

DynaStar Families



All of the following families have DynaStar rockets for their patriarch. Other members of the family may or may not be from EDynaStar.

DynaStar Snarky Family

**DynaStar
MMWW**

**Snarky
T3 Snarky**

**#05030
#380**

Edmonds Aerospace Families



All of the following families have Edmonds rockets for their patriarch. Other members of the family may or may not be from Edmonds.

Edmonds Deltie Family

Edmonds	Deltie	
MMWW	Deltie Boost Glider	#230

Edmonds Ecee Family

Edmonds	Ecee	
MMWW	Micro Ecee Rocket Glider	#300

Edmonds Ivey Family

Edmonds	Ivey	
MMWW	Ivey Boost Glider	#227

Enertek Families



All of the following families have Enertek rockets for their patriarch. Other members of the family may or may not be from Enertek.

Enertek Astra 2000 Family

Enertek	Astra 2000	#8819
Quest	Striker AGM	#2020

Enertek Initiator Family

Areotech	Initiator	#89011
Enertek	Initiator	#8814

Enertek Strong Arm Family

Aerotech	Strong ARM	#80917
Enertek	Strong Arm	#8815

Estes Families



All of the following families have Estes rockets for their patriarch. Other members of the family may or may not be from Estes.

Estes 220 Swift Family

Estes	220 Swift	#0810
Madcow	Cricket	K-141

Estes Alien Explorer Family

Estes	Alien Explorer	#1372
Thrustline	Alien Explorer	TACL-029

Estes Alpha Family

Estes	(Astron) Alpha	K-25 or #1225
Estes	(Astron) Alpha II	EK-25 or #1421
Estes	(Astron) Alpha III	K-56 or #1256
Estes	(Astron) Alpha IV	#1258
Estes	Maxi Alpha	#1291
Estes	Maxi Alpha 3	#1321
Estes	Maxi Alpha 3	#1903
Estes	Super Alpha	#3216
Semroc	Start	KA-25

Estes Andromeda Family

Estes	Andromeda	K-73 or #1273
Thrustline	Andromeda	TACL-027

Estes Apogee Family

Estes	(Astron) Apogee	K-5
Estes	(Astron) Apogee II	K-5 or #1205
Thrustline	Apogee II	TACL-041

Estes Avenger Family

Estes	(Astron) Avenger	K-38 or #1238
Thrustline	Avenger	TACL-037

Estes (The) Bat Family

Estes	The Bat	#1362
Estes	Hyper Bat	#7217
MMWW	The Micro Bat	#344

Estes Big Daddy Family

Estes	Big Daddy	#2162
Excelsior	Der Grosser Vati	

Estes Blue Bird Zero Family

Estes	Blue Bird Zero	#1335
Excelsior	Goonybird Zero	
InFlight	Blue Bird Zero	IF-K207
K&S Rockets	Blue Bird Zero (1.64")	
MMWW	Micro Blue Bird Zero	#305
Semroc	Blue Bird Zero	KV-45
Thrustline	Blue Bird Zero	TACL-023

Estes Cherokee D Family

Estes	Cherokee D	K-47 or #1247
MMWW	Micro-Maxx Cherokee	#230
Thrustline	Cherokee D	TACL-001

Estes Cobra Family

Estes	(Astron) Cobra	K-10 or #1210
Thrustline	Cobra	TACL-033

Estes Colonial Viper Family

Estes	Colonial Viper	#1310
MoreRockets.Com	Viper	#1310

Estes Constellation Family

Estes	(Astron) Constellation	K-35 or #1235
Thrustline	Constellation	TACL-30

Estes Courier Family

Estes	Courier	#1911
MMWW	MM Courier	#350

Estes Deep Space Transport Family

Estes	Deep Space Transport	#2034
MMWW	Deep Space Transport	#246
Thrustline	Deep Space Transport	TACL-028

Estes Demon Family

Estes	(A-20) Demon	K-58 or #1258
New Way	N-20 Demon	
PD Rocketry	A-20 Demon	

Estes Der Red Max Family

Estes	Der Big Red Max	#1403
Estes	Der Red Max	KC-2 or #0651
Estes	Mini Max	#2445
Excelsior	Der Fat Max	
Excelsior	Der Grosser Vati	
Excelsior	Goony Max	
Leading Edge	Micro Max	LE-07
Retro Rocketry	Mini Blue Max	
Retro Rocketry	Mini Red Max	#0651-RS
Thrustline	Der Big Red Max	TACL-025a
Thrustline	Der Big Red Max 24mm	TACL-025aa
Thrustline	Der Red Max	TACL-025

Estes Dragon Ship 7 Family

Estes	Dragon Ship 7	#1345
MMWW	Dragon Ship-7	#374

Estes Drifter Family

BMS	Astron Drifter	K14
Estes	(Astron) Drifter	K-14 or #1214
Thrustline	Drifter	TACL-010

Estes EAC Viper Family

Estes	EAC Viper	#0820
MMWW	T3 EAC Viper	#375
Thrustline	EAC Viper	TACL-039

Estes Estes Starliner Family

Estes	Estes Starliner	#0863
Thrustline	Starliner	TACL-021

Estes Explorer Aquarius Family

Estes	Explorer Aquarius	#2016
MMWW	Micro Explorer Aquarius	#243

Estes Falcon Family

Estes	(Astron) Falcon	K-13 or #1213
MMWW	Micro Falcon BG	#313
Thrustline	Falcon	TACL-015

Estes Farside Family

Estes	Farside	K-12 or #1212
Estes	Farside-X	K-12X or #1261
Thrustline	Farside	TACL-012a
Thrustline	Farside X	TACL-012

Estes Fat Boy Family

Estes	Fat Boy	#1273
Estes	Fat Boy	#2139
Polecat Aerospace	Fat Man (5.5")	#13
Polecat Aerospace	Fat Man (10")	#10

Estes Goblin Family

Estes	Goblin	K-55 or #1255
Leading Edge	Micro Goblin	LE-05
MMWW	Micro-Maxx Goblin	#233
New Way	Quad Goblin	
Semroc	Goblin	KV-80
Thrustline	Goblin	TACL-005

Estes Guardian Family

Estes	Guardian	#2179
MMWW	MM Guardian Missile	#369

Estes Gyroc Family

BMS	Gyroc	K24
Estes	(Astron) Gyroc	K-24 or #1224
MMWW	Gyroc Tri-Fin	#284
Thrustline	Gyroc	TACL-009

Estes Hercules Family

Estes	Hercules	1377
MMWW	Micro-Maxx Hercules 2-Stage	#239

Estes Hi Flier Family

Estes	Hi-Flier	#2178
Estes	Hi Flier XL	#3226

Estes Interceptor Family

Estes	Interceptor	#1250
Estes	Interceptor E	#1350
MMWW	Micro-Maxx Interceptor	#267
NCR	Interceptor G	#3516

Estes Mark Family

Estes	(Astron) Mark	K-2 or #1202
Estes	(Astron) Mark II	K-2A or #1202
Semroc	Mark xKit	XES-K2

Estes Mars Lander Family

Estes	Mars Lander	K-43 or #1243
Tango Papa	3.9" Mars Lander	
Tango Papa	1.6x Mars Lander	
Tango Papa	2x Mars Lander	

Estes Mars Snooper Family

Estes	Mars Snooper	K-20 or #1220
Estes	Mars Snooper	#2063
Estes	Mars Snooper II	K-20 or #1220
MMWW	Micro_Maxx Mars Snooper	#235
Thrustline	Mars Snooper	TACL-024

Estes Mean Machine Family

Estes	Mean Machine	#1295
Estes	Mini Mean Machine	#0865

Estes Midget Family

Estes	(Astron) Midget	K-40 or #1240
Estes	Midget	TK-40 or #0840
MMWW	Micro T4/T3 Midget 2 Stage	#363

Estes Mk-109 Stingray Family

Estes	Mk-109 Stingray	#1232
Estes	Mk-109 Stingray	#2131

Estes Mosquito Family

Estes	Mega Mosquito	#1335
Estes	Mosquito	TK-1 or #0801
Estes	Mosquito	#1335
Madcow	Mozzie	K-112
Thrustline	Mosquito	TACL-042
US Rockets	Mosquito 2.2	#1174

Estes NASA Pegasus Family

Estes	NASA Pegasus	#1376
MMWW	NASA Pegasus	#353

Estes National Aerospace Plane Family

Estes	National Aerospace Plane	#2037
MMWW	Micro National Aerospace Plane	#304

Estes Nike-X Family

Estes	Nike-X	K-70 or #1270
QModeling	NIKEX	
Thrustline	Nike-X	TACL-002

Estes Nova Payloader Family

Estes	Nova Payloader	#1960
MMWW	Nova Payloader	#236

Estes Omega Family

Estes	(Astron) Omega	K-52 or #1252
Semroc	Omega	KV-64
Thrustline	Omega	TACL-035

Estes Optima Family

Estes	Optima	#2035
Estes	Shadow	#2094
MMWW	T-3 Optima	#385

Estes Orbital Interceptor Family

Estes	Orbital Interceptor	#1359
Thrustline	Orbital Interceptor	TACL-032

Estes Orbital Transport Family

Estes	Orbital Transport	K-42 or #1242
Estes	Orbital Transport	#1259
Lawn Dart Rocketry	Piggyback Shuttle	#2
Roachwerks	Orbital Transport	
Semroc	Orbital Transport	KV-66
Thrustline	Orbital Transport	TACL-043

Estes (Citation) Patriot Family

Estes	Patriot	KC-3, MK-3 or #0652
Thrustline	Patriot	TACL-036

Estes Patrol Cruiser Excalibur Family

Estes	Patrol Cruiser Excalibur	#1339
MMWW	Patrol Cruiser Excalibur	#373

Estes Pegasus Family

Estes	Pegasus	#0806
-------	---------	-------

Estes Phantom Family

Estes	(Astron) Phantom	K-7 or #1207
Estes	Phantom	K-7B or #1264

Estes Photon Disruptor Family

Estes	Photon Disruptor	#1282
Estes	Photon Disruptor	#3025
Estes	Photon Disruptor II	#2052

Estes Photon Probe Family

Estes	Photon Probe	#2043
Estes	Photon Probe	#3026

Estes Rainmaker Family

Estes	Rainmaker	#2009
MMWW	Rain Maker	#355

Estes Ram Jet Family

Estes	Ram Jet	#1994
MMWW	Micro-Maxx Ram-Jet	#250

Estes Ranger Family

Estes	Baby Bertha	#1261
Estes	(Astron) Big Bertha	K-23 or #1223
Estes	Big Bertha	#1948
Estes	Mini Bertha	TK-03 or #0803
Estes	(Astron) Ranger	K-6 or #1206
Estes	Super Big Bertha	#2018
Estes	Super Big Bertha	#2165
MMWW	Micro Big Bertha	#297
MMWW	MMX Ranger	#226
Model Rocket News	Big Bertha	#13
Thrustline	Ranger	TACL-026

Estes Rogue Family

Estes	Rogue	#0818
QModeling	Rogue	
Thrustline	Rogue	TACL-038

Estes Satellite Interceptor Family

Estes	Crossbow SST	#3207
Estes	Satellite Interceptor	#1296
Estes	Satellite Interceptor	#3027
K&S	Upscale Satellite Interceptor	

Estes Scamp Family

Estes	Scamp	KL-1 or #1101
Estes	Scamp	#1286
Thrustline	Scamp	TACL-022

Estes Scout Family

Estes	(Astron) Scout	K-1 or #1201
MMWW	Micro Scout-1	#330
Semroc	Golden Scout	KV-4

Estes Scrambler Family

Estes	(Astron) Scrambler	K-37 or #1237
Semroc	Scrambler	KV-34

Estes Sentinel Family

Estes	Sentinel	#1987
MMWW	MM Sentinel (T3)	#358
MMWW	MM Sentinel (T2+)	#358

Estes Skydart Family

Estes	Skydart	K-57 or #1257
MMWW	SkyDart Business SST	#240
Neubauer	MegaDagger	
Neubauer	SkyDagger	

Estes Spaceman Family

Estes	(Astron) Spaceman	K-9 or #1209
Semroc	SpaceMan	XES-K9
Thrustline	Space Man	TACL-044

Estes Sprint Family

Estes	(Astron) Sprint	K-49 or #1249
MMWW	Micro-Maxx Sprint	#297
Thrustline	Sprint	TACL-018

Estes Sprite Family

Estes	(Astron) Sprite	K-15 or #1215
Hawk's Hobby	Super Sprite	HH-80
Semroc	Sprite	KV-86
Thrustline	Sprite	TACL-031

Estes Star Blazer Family

Estes	Star Blazer	K-31 or #1231
MMWW	Micro Star Blazer 1	#306

Estes Starship Vega Family

Estes	Starship Vega	KC-4 or #0653
Estes	Starship Vega	#1320
Estes	Super Vega	#2036
MMWW	Micro Maxx Starship Vega	#268
Semroc	Starship Vega	KV-78

Estes Streak Family

Estes	(Astron) Streak	K-4 or #1204
Estes	Maxi Streak	#1387

Estes Teros Family

Estes	Teros	KL-5 or #1105
Estes	Teros	#1285

Estes Tornado Family

Estes	Tornado	#2004
Estes	Twister	#1449
MMWW	Tornado	#338

Estes Trident Family

Estes	(Astron) Trident	K-33 or #1233
Estes	Trident II	#2033
MMWW	Micro Trident Space Transport	#321
Thrustline	Trident	TACL-034

Estes Viking Family

Estes	Viking	#1755
Estes	Viking	#1949

Estes X-Ray Family

Estes	(Astron) X-Ray	K-18 or #1218
Estes	X-Ray	#0834
MMWW	X-Ray	#237
Thrustline	X-Ray	TACL-011

Estes Yellow Jacket Family

Estes	Yellow Jacket	#2008
Estes	Yellow Jacket	#7005
MMWW	T3 Micro Yellow Jacket	#326
Thrustline	Yellow Jacket	TACL-040

Estes DOM Families



All of the following families have Estes DOM rockets for their patriarch. Other members of the family may or may not be from Estes DOM

Estes DOM Top Secret Family

Estes DOM	Top Secret	#78
Cygnus	X-1 N.E.A.V.	

Fliskit Families



All of the following families have Fliskit rockets for their patriarch. Other members of the family may or may not be from Fliskits

Fliskit Borealis Family

FlisKits	Dead Ringer	MX017
FlisKits	Borealis	FR008

Fliskit Deuce's Wild Family

FlisKits	Deuce's Wild	CL002
FlisKits	Diminutive Deuce	MX005

Fliskit OverDue Family

Fliskits	Long OverDue	SP008
Fliskits	OverDue	OD001

Fliskit Thing-a-ma-Jig Family

Fliskits	dooDad	SP025
Fliskits	doo-Hickey	MX009
Fliskits	Thing-a-ma-Jig	SP015
Fliskits	Whatchamacallit	SP017

Fliskit Tres Family

Fliskits	Tres	CL003
Fliskits	Tres (13mm)	CL003-13
Fliskits	Tres (24mm)	CL003-24

FSI Families



All of the following families have FSI rockets for their patriarch. Other members of the family may or may not be from FSI.

FSI Viking Family

BMS	FSI Viking 1	#FSIV1
FSI	Viking I	MRK-9 or #1009
FSI	Viking II	MRK-10 or #1010
FSI	Viking III	MRK-11 or #1011
FSI	Viking IV	MRK-12 or #1012
FSI	Viking V	#1029

Giant Leap Rocketry Families



All of the following families have Giant Leap rockets for their patriarch. Other members of the family may or may not be from Giant Leap.

Giant Leap Talon Family

Giant Leap	Talon 2
Giant Leap	Talon 3
Giant Leap	Talon 4
Giant Leap	Talon 6

K and S Families



All of the following families have K&S rockets for their patriarch. Other members of the family may or may not be from K&S.

K and S Arctic Wolf Family

K and S	Arctic Wolf
K and S	Arctic Wolf 2
K and S	Arctic Wolf DD

LOC/Precision Families



All of the following families have LOC rockets for their patriarch. Other members of the family may or may not be from MMI.

LOC Bruiser Family

LOC	Bruiser	PK-88
LOC	Bruiser EXP	PK-96

LOC EZI-65 Family

LOC	EZI-65	PK-64
LOC	EZI-65 Mini	#0175
LOC	Hi-Tech	PK-56

LOC Nuke Family

LOC	Big Nuke	PK-82
LOC	Big Nuke 3E	PK-82-3E
LOC	Big Nuke Mini	#0174
LOC	Lil' Nuke	PK-4
LOC	Nuke Pro Max	PK-5

LOC Viper Family

LOC	King Viper III	PK-92
LOC	Viper III	PK-20
LOC	Viper IV	PK-24

Madcow Rocketry Families



All of the following families have Madcow rockets for their patriarch. Other members of the family may or may not be from Madcow.

Madcow Batray Family

Madcow	Batray 2.2"	K-118
Madcow	(Fiberglass) Batray 3"	K-175
Madcow	Super Batray 4"	K-131

Madcow DX3 Family

Madcow	DX3 (2.6")	K-126
Madcow	DX3 (2.6" Fiberglass)	K-170
Madcow	DX3 Massive (5.5 Fiberglass)	K-167
Madcow	Super DX3 (4")	K-129
Madcow	Super DX3 (4" Fiberglass)	K-159
Madcow	Super DX3 XL (4" Fiberglass)	K-166

Model Missiles, Inc. Families



All of the following families have MMI rockets for their patriarch. Other members of the family may or may not be from MMI.

MMI Aerobee Hi Family

MMI	Aerobee Hi	#001-B
MMI	Aerobee Hi Deluxe	#001-A
MMI	Aerobee Hi Economy	#001-C
NCR	Aerobee Hi-Test	K-5
Semroc	Aerobee Hi	KV-2

PemTech (Pemberton Technologies) Families



All of the following families have PenTech rockets for their patriarch. Other members of the family may or may not be from PemTech.

PemTech Kraken Family

PemTech

PenTech

King Kraken

Kraken

Performance Rocketry Families



All of the following families have Performance Rocketry rockets for their patriarch. Other members of the family may or may not be from Performance Rocketry.

Performance Rocketry Dominator Family

Performance Rocketry	Dominator 3
Performance Rocketry	Dominator 4 R2
Performance Rocketry	Dominator 5
ProLine Rocketry	Dominator 3 R2
ProLine Rocketry	Dominator 4 R2

Performance Rocketry Gizmo Family

Performance Rocketry	Gizmo
Performance Rocketry	Gizmo XL

Polecat Aerospace Families



All of the following families have Polecat Aerospace rockets for their patriarch. Other members of the family may or may not be from Polecat.

Polecat Goblin Family

Madcow	(2.6") Lil' Goblin	K-139
Madcow	(2.6" Fiberglass) Lil' Goblin	K-164
Polecat	(3") Goblin	#27
Polecat	(5.5") Goblin	#361

Public Enemy Families



All of the following families have Public Enemy rockets for their patriarch. Other members of the family may or may not be from Public Enemy.

Public Enemy Gladiator Family

Public Enemy
Public Enemy

Baby Gladiator
Gladiator

Rocket Development Corp. Families



All of the following families have RDC rockets for their patriarch. Other members of the family may or may not be from RDC.

RDC Moon Glo Family

**RDC
Semroc**

**Moon Glo
Moon Glo**

**F1
KV-82**

Rocket R&D Families



All of the following families have Rocket R&D rockets for their patriarch. Other members of the family may or may not be from Rocket R&D.

Rocket R&D Brutus Family

Rocket R&D	Big Brutus (5.5")
Rocket R&D	Brutus
Rocket R&D	Brutus EXP

Rocketry Warehouse Families



All of the following families have Rocketry Warehouse rockets for their patriarch. Other members of the family may or may not be from Rocketry Warehouse.

Rocketry Warehouse Broken Arrow Family

Rocketry Warehouse Broken Arrow G12
Rocketry Warehouse Broken Arrow XP

EK-BKNARW-G12
RKT-BA

Rocketry Warehouse Formula X Family

Rocketry Warehouse Formula 54
Rocketry Warehouse Formula 75
Rocketry Warehouse Formula 98
Rocketry Warehouse Formula 150

RW-FORMULA54
RW-FORMULA75
RW-FORMULA98
RW-FORMULA150

Semroc Families



All of the following families have Semroc rockets for their patriarch. Other members of the family may or may not be from Semroc.

Semroc Hydra VII Family

Semroc	Hydra One	KA-18
Semroc	Hydra VII	KB-7
Semroc	Hydra VII	KV-29


Semroc Lune R-1 Family

New Way	Lune R-4	
Semroc	Lune R-1	KB-8
Semroc	Lune R-1	KV-35

Semroc Vega Family

Semroc	Vega	KB-5
Semroc	Vega	KV-25

Shrox Industria Families



All of the following families have Shrox rockets for their patriarch. Other members of the family may or may not be from Shrox.

Shrox Alien 8 Family

Shrox	Alien 8	
Shrox	Alien8	
Fliskits	Alien8	SHX01

Shrox Orion Family

Apogee POF	Orion	#78
Dynastar	Orion	#05029
Shrox	Orion	

Shrox SHX-15 Family

Shrox	SHX-15	
Shrox	SHX-15B	
Shrox	SHX-15D	

Sirius Rocketry Families



All of the following families have Sirius rockets for their patriarch. Other members of the family may or may not be from Sirius.

Sirius Interrogator Family

Sirius	Interrogator	S-0011
Sirius	Interrogator G	S-0015
Sirius	Mid-Power Interrogator	S-0012

Thrustline Aerospace Families



All of the following families have Thrustline Aerospace rockets for their patriarch. Other members of the family may or may not be from Thrustline.

Thrustline Mike IX Family

Thrustline

Mike IX

TA-015

Thrustline

Mini Mike IX

TA-027

US Rockets Families



All of the following families have USR rockets for their patriarch. Other members of the family may or may not be from USR.

USR Sentra SRB Family

USR	Micro-Sentra SRB	#1181
USR	Sentra SRB	#1063
USR	Sentra SRB (2.7")	#1187
USR	Sentra SRB (6")	#1128
USR	Sentra SRB (12")	#1169

West Coast Rocketry Families

WEST COAST ROCKETRY

All of the following families have WCR rockets for their patriarch. Other members of the family may or may not be from WCR.

WCR Screamer Family

WCR
WCR

Screamer
Screamer II

K1

Wildman Rocketry Families



All of the following families have Wildman Rocketry rockets for their patriarch. Other members of the family may or may not be from Wildman.

Wildman Rocketry Blackhawk Family

Wildman	Blackhawk 24mm
Wildman	Blackhawk 29mm
Wildman	Blackhawk 38mm

Wildman Rocketry DarkStar Family

MMWW	T3 DarkStar
Wildman	DarkStar
Wildman	DarkStar 4
Wildman	DarkStar 4 Dual Deploy
Wildman	DarkStar Extreme
Wildman	DarkStar JR
Wildman	DarkStar JR Dual Deploy
Wildman	DarkStar Lite
Wildman	DarkStar Mini
Wildman	Ultimate DarkStar

Wildman Rocketry Drago Family

Wildman	Drago
Wildman	Dra-Glo

Wildman Rocketry Wildman Family

Wildman	Extreme Wildman
Wildman	Ultimate Wildman
Wildman	Wildman
Wildman	Wildman 22
Wildman	Wildman Dual Deploy
Wildman	Wildman JR
Wildman	Wild Child

Yank Families



All of the following families have Yank rockets for their patriarch. Other members of the family may or may not be from Yank.

Yank Mystic Buzz Family

**Yank
LOC**

**Mystic Buzz (3")
Athena 3**

PK-37

Prototypical Families

“Prototypical” here means that the rocket is based upon a real “prototype” such as a missile or launch vehicle. The prototype may have actually been built, such as the Saturn V, or it may have only reached the design stage as with many of the X-Prize Entries.

Ordnance Families



This includes, bombs, missiles, target drones etc. Families are listed in order of their alphanumeric designations. Those without commonly accepted designations are found afterwards in alphabetical order.

AGM 12 Bullpup Ordnance Family



The AGM-12 Bullpup is an air-to-ground missile which was used on the A-4 Skyhawk, A-6 Intruder, F-105 Thunderchief and F-4 Phantom among others. It has been superseded by more advanced armaments, notably the AGM-62 Walleye and AGM-65 Maverick.

Estes	Bull Pup 12D	#1972
Estes	Bull Pup 12D	#7000
MMWW	Micro AGM-12B Bullpup A	#276
Polecat Aerospace	Bullpup (4")	#26
Polecat Aerospace	Bullpup (7.5")	#4
Public Missiles LTD	Bull Puppy	
Public Missiles LTD	Bull Puppy 2.1	
Public Missiles LTD	Bulldog (6")	
TLP	Bullpup AGM-12B	K005
TLP	Bullpup AGM-12C	K006

AGM 84 Harpoon Ordnance Family



The Harpoon is an all-weather, over-the-horizon, anti-ship missile system, developed and manufactured by McDonnell Douglas (now Boeing Defense, Space & Security). In 2004, Boeing delivered the 7,000th Harpoon unit since the weapon's introduction in 1977. The missile system has also been further developed into a land-strike weapon, the Standoff Land Attack Missile (SLAM).

The regular Harpoon uses active radar homing, and a low-level, sea-skimming cruise trajectory to improve survivability and lethality. The missile's launch platforms include:

Fixed-wing aircraft (the AGM-84, without the solid-fuel rocket booster)

Surface ships (the RGM-84, fitted with a solid-fuel rocket booster that detaches when expended, to allow the missile's main turbojet to maintain flight)

Submarines (the UGM-84, fitted with a solid-fuel rocket booster and encapsulated in a container to enable submerged launch through a torpedo tube);

Coastal defense batteries, from which it would be fired with a solid-fuel rocket booster.

**Quest
TLP**

**Harpoon AGM
Harpoon AGM-84A**

**#3008
K012**

AGM 114 Hellfire Ordnance Family



The AGM-114 Hellfire is an air-to-surface missile (ASM) developed primarily for anti-armor use. It has multi-mission, multi-target precision-strike capability, and can be launched from multiple air, sea, and ground platforms. The Hellfire missile is the primary 100 lb-class air-to-ground precision weapon for the armed forces of the United States and many other nations. The HELLFIRE name comes from its original intention as a helicopter-launched fire-and-forget weapon (HELicopter Launched FIRE-and-forget).

The AGM-114 Hellfire is a combat-proven tactical missile system. The missile has been in combat use since the mid-1980s.

AIM 9 Sidewinder Ordnance Family



The AIM-9 Sidewinder is a heat-seeking, short-range, air-to-air missile carried mostly by fighter aircraft and recently, certain gunship helicopters. The missile entered service with the United States Navy in the mid-1950s, and variants and upgrades remain in active service with many air forces after five decades. The United States Air Force purchased the Sidewinder after the missile was developed by the United States Navy at China Lake, California.

The Sidewinder is the most widely used missile in the West, with more than 110,000 missiles produced for the U.S. and 27 other nations, of which perhaps one percent have been used in combat. It has been built under license by some other nations including Sweden. The AIM-9 is one of the oldest, least expensive, and most successful air-to-air missiles, with an estimated 270 aircraft kills in its history of use.

The missile was designed to be simple to upgrade. It has been said that the design goals for the original Sidewinder were to produce a reliable and effective missile with the "electronic complexity of a table model radio and the mechanical complexity of a washing machine"—goals which were well accomplished in the early missiles. The United States Navy hosted a 50th anniversary celebration of its existence in 2002. Boeing won a contract in March 2010 to support Sidewinder operations through 2055, guaranteeing that the weapons system will remain in operation until at least that date. Air Force Spokeswoman Stephanie Powell noted that due to its relative low cost, versatility, and reliability it is "very possible that the Sidewinder will remain in Air Force inventories through the late 21st century."

Estes	AIM-9 Sidewinder	#2125
The Launch Pad	Sidewinder AIM-9L	K030

AIM 54 Pheonix Ordnance Family



The AIM-54 Phoenix is a radar-guided, long-range air-to-air missile (AAM), carried in clusters of up to six missiles on F-14 Tomcats, its only launch platform. The Phoenix was the United States' only long-range air-to-air missile. The weapons system based on Phoenix was the world's first to allow simultaneous guidance of missiles against multiple targets. Both the missile and the aircraft was used by the United States Navy and are now retired, the AIM-54 Phoenix in 2004 and the F-14 in 2006. They were replaced by shorter-range AIM-120 AMRAAMs, employed on the F/A-18 Hornet and F/A-18E/F Super Hornet.

Estes

Madcow

Phoenix

Phoenix Rocket

#1380

K-136

AIM 120 AMRAAM Ordnance Family



The AIM-120 Advanced Medium-Range Air-to-Air Missile, or AMRAAM (pronounced "am-ram"), is a modern beyond-visual-range air-to-air missile (BVRAAM) capable of all-weather day-and-night operations. Designed with the same form-factor as the previous generation of semi-active guided Sparrow missiles, it is a fire-and-forget missile with active guidance. It is also commonly known as the Slammer in USAF service.

Estes	AIM 120 AMRAAM	#2153
MMWW	Micro Maxx AIM-120A AMRAAM (Navy Ver.)	#285
Performance Rocketry	AMRAAM (1/2 Scale)	
Rocketarium	AMRAAM AIM 120A	RK-AMRAA

AQM 37 Jayhawk Ordnance Family



In 1959, the US Navy and US Air Force issued a joint request for a new high-speed expendable target. Beechcraft won the competition, and the result was a small delta-winged drone with wingtip fins and a liquid rocket motor, originally designated XKD2B-1 but now known as the AQM-37. The type first flew in May 1961, entered service with the US Navy in 1963, and remains in service.

The original version was the AQM-37A or Beech Model 1019. The AQM-37A was followed by a confusing list of subvariants, some of which were new production, others which were modifications of existing AQM-37s. These variants were intended to simulate different classes of threats, such as sea-skimming antiship missiles or high-altitude naval attack missiles, or provide better performance. One high-performance variant with improved thermal protection attained a speed of Mach 4.7 and an altitude of over 112,000 feet (34 kilometers) on a ballistic trajectory. The final US Navy variant was designated AQM-37C.

After an evaluation of the AQM-37A in the late 1960s, the US Army bought a small initial batch of Model 1100/1101 AQM-37As that, unlike other variants, were recoverable, using a parachute system. Some of this batch were intended for low-altitude operation and fitted with a radar altimeter, and others were intended for high-altitude operation and had a barometric altimeter. The Army later ordered over 400 improved non-recoverable Model 1102 variants of the AQM-37A.

The USAF evaluated the AQM-37 in the early 1970s but was slow to adopt it. Records of USAF procurement of the type are sketchy, but it does seem to be currently part of the Air Force target inventory. Small quantities of AQM-37s were also sold to Italy, Israel, and France, while Britain bought several hundred of the type. The Meteor company of Italy built a number of AQM-37s under license.

All variants are air-launched, with the US Navy traditionally using the F-4 Phantom for the job and the British using the Canberra.

More than 5,000 AQM-37 targets of all variants have been delivered since the early 1960s. The AQM-37C/D is still in limited production for the U.S. Navy.

The AQM-37's engine is built by Rocketdyne, though in some sources it is credited to Harley Davidson, the motorcycle manufacturer; which appears to be due to a sequence of company buyouts. The engine uses "storable" liquid propellants, in contrast to cryogenic propellants like liquid oxygen and liquid hydrogen that have to be loaded up just before launch lest they evaporate away. The problem is that the storable propellants in common use are corrosive, highly toxic, and "hypergolic", meaning that the propellants spontaneously ignite when mixed together. This tends to make them troublesome to deal with.

ASP	Micro Jayhawk	
Centuri	Magnum D Jayhawk	#5342
Estes	Pro Series Jayhawk	#2085
Madcow	Jay Hawk AQM 37A	K-109
Polecat Aerospace	AQM 37 Jayhawk (4")	#21
Rocket R&D	Jayhawk (2.6")	
Rocket R&D	Jayhawk (3.9")	
Starlight	Jay Hawk	MR4353

AS-37 Martel Ordnance Family



The AS 37 is the product of a collaboration between the British firm of Hawker-Siddely, and Matra in France. The AS.37, employed by both the British and the French, uses a movable receiver aerial to lock onto the hostile radar emission and send guidance signals to the small set of control fins behind the wings. Length of the AS.37 version Martel is reported at 412 centimeters, and it weighs 1213 lbs. at launch. Speed is high subsonic, although it is claimed to break the sound barrier in a steep attack. The updated version of the AS-37, known as the Armat, was introduced in 1984 using the same airframe but with an updated radar seeker. The somewhat shorter, television-guided AJ.168 version of the Martel is used only by the British. The firms Electronique Marcel Dassault (France) and Marconi (UK) took part in developing the missile. The former created the guidance system for the AS- 37 version and the latter the electronics for the AJ-168 version.

TLP

Martel AS.37

K053

ASRAAM Python Ordnance Family



In the 1950s, the Israeli Air Force (IAF) submitted requirements for a domestically-made air-to-air missile, to promote domestic defense industry and reduce reliance on imports. Rafael Armament Development Authority was contracted to develop the Shafrir in 1959. The missile entered operational status with Israeli Mirage jets in 1963, but the IAF was unhappy with its performance. Soon, the improved Shafrir 2 was made, and it proved to be one of the most successful, and deadly missiles ever made. During the 1973 Yom Kippur War, the IAF launched 176 Shafrir 2 missiles, destroying 89 enemy aircraft. The Shafrir 2 was exported along with Israeli-made aircraft to South American countries.

After the Shafrir 2, the new missiles made by Rafael were given the western name of Python. This is why the next missile built by Rafael in early 1970s was named Python-3, but there is no Python-1 or Python-2 (they were Shafrir 1, Shafrir 2). The Python-3 has improved range and all-aspect attack ability, it proved itself before and during the 1982 Lebanon War, destroying 35 enemy aircraft. The People's Republic of China was impressed with its performance and license-built the Python-3 as the PL-8 AAM.

Further improvements on the Python-3 lead to the development of Python-4 in mid-1980s. The Python-4 had limited "fire-and-forget" ability, and helmet-sight guidance.[4] In the 1990s Rafael started development on the Python-5 AAM, which was equipped with an advanced electro-optical imaging seeker with lock-on after-launch ability.[5] The new missile was show-cased in 2003 Paris Air Show, and intended for service with IAF the F-15I Ra'am ("Thunder") and the F-16I Sufa ("Storm").

The Python-5 is said to have full sphere launch ability or is an all-aspect missile, meaning it can be launched at a target regardless of the target's location relative to the direction of the launching aircraft. It can lock on to targets after launch, even when they are up to 100 degrees off boresight.

Estes
Estes

Python 4 ASRAAM
Python 4 ASRAAM

#1245
#2054

BGM-109 Tomahawk Cruise Missile Ordnance Family



The Tomahawk is a long-range, all-weather, subsonic cruise missile. Introduced by General Dynamics in the 1970s, it was designed as a medium- to long-range, low-altitude missile that could be launched from a surface platform. It has been improved several times and, by way of corporate divestitures and acquisitions, is now made by Raytheon. Some Tomahawks were also manufactured by McDonnell Douglas (now Boeing Defense, Space & Security)

The Tomahawk missile family consists of a number of subsonic, jet engine-powered missiles for attacking a variety of surface targets. Although a number of launch platforms have been deployed or envisaged, only sea (both surface ship and submarine) launched variants are currently in service. Tomahawk has a modular design, allowing a wide variety of warhead, guidance and range capabilities.

There have been several variants of the BGM-109 Tomahawk employing various types of warheads.

AGM-109H/L Medium Range Air to Surface Missile (MRASM) - a shorter range, turbojet powered ASM with bomblet munitions; never entered service.

BGM-109A Tomahawk Land Attack Missile - Nuclear (TLAM-A) with a W80 nuclear warhead.

BGM-109C Tomahawk Land Attack Missile - Conventional (TLAM-C) with a unitary warhead.

BGM-109D Tomahawk Land Attack Missile - Dispenser (TLAM-D) with submunitions.

BGM-109G Ground Launched Cruise Missile (GLCM)- with a W84 nuclear warhead; withdrawn from service in 1987.

RGM/UGM-109B Tomahawk Anti Ship Missile (TASM) - radar guided

anti-shipping variant; withdrawn from service in the 1990s.

RGM/UGM-109E Tomahawk Land Attack Missile (TLAM Block IV) - improved version of the TLAM-C.

Ground Launch Cruise Missiles (GLCM) and their truck-like launch vehicles were employed at bases in Europe; it was withdrawn from service to comply with the 1987 Intermediate-Range Nuclear Forces Treaty. Many of the anti-ship versions were converted into TLAMs at the end of the Cold War. The Block III TLAMs that entered service in 1993 can fly farther and use Global Positioning System (GPS) receivers to strike more precisely. Block IV TLAMs are completely redesigned with an improved turbofan engine. The F107-402 engine provided the new BLK III with a throttle control, allowing in-flight speed changes. This engine also provided better fuel economy. The Block IV TLAMs have enhanced deep-strike capabilities and are equipped with a real-time targeting system for striking fleeting targets.

Quest	Tomahawk Cruise Missile (MMX)	#5641
Quest	Tomahawk SLCM Cruise Missile	#3007

CIM-10 Bomarc Ordnance Family



The CIM-10 Bomarc was the only surface-to-air missile (SAM) ever deployed by the United States Air Force. All other U.S. land-based SAMs were and are under the control of the United States Army.

The supersonic Bomarc missiles were the first long-range anti-aircraft missiles in the world. They were capable of carrying conventional or nuclear warheads. Their intended role in defense was in an intrusion prevention perimeter. Bomarc aligned on the eastern and western coasts of North America theoretically would launch and would destroy enemy bombers before the bombers could drop their payloads on industrial regions.

It involved the deployment of tactical stations armed with Bomarc missiles along the east and west coasts of North America and the central areas of the continent. BOMARC and the SAGE guidance system were phased out in the early 1970s since they seemed to be ineffective and costly.

Neither of these systems was ever used in combat, so while their combat effectiveness remains untested, they are still perceived as having been an important deterrent.

In addition to the USAF, the Bomarc was also deployed by Canada after the country had canceled its advanced Avro Canada CF-105 Arrow manned interceptor in 1959.

BMS	Mini Bomarc	0805(TK-5)
Estes	Bomarc	KC-5 or #0654
Estes	Bomarc	#0657
Estes	Mini Bomarc	TK-5 or #0805
Madcow	Bomarc Rocket	K-119

MGR-1 Honest John Ordnance Family



The MGR-1 Honest John rocket was the first nuclear-capable surface-to-surface rocket in the US arsenal. Designated Artillery Rocket XM31, the first such rocket was tested 29 June 1951 and the first production rounds were delivered in January 1953. The designator was changed to M31 in September 1953. The first Army units received their rockets by year's end and Honest John battalions were deployed in Europe in the Spring of 1954. Alternatively, the rocket was designed to be capable of carrying an ordinary high-explosive warhead weighing 1500 pounds, even though that was not the primary purpose for which it was originally envisioned.

Centuri	Honest John	KC-25 or #5085
Cox	Honest John	#5050
Estes	Honest John	K-27 or #1227
Estes	Honest John	#1919
Estes	(Maxi) Honest John	#2166
Estes	Maxi Honest John	#1269
Estes	Mini Honest John	#2446
Excelsior Rocketry	Honest Goon	
Fliskits	Honest John	MX008
Madcow Rocketry	Honest John Rocket	K-115
Schoolyard Rockets	Honest John	
Thrustline	Honest John	TACL-003
Thrustline	Honest John	TACL-003

MGR-3 Little John Ordnance Family



Carried on the XM34 rocket launcher, it could carry either nuclear or conventional warheads. It was primarily intended for use in airborne assault operations and to complement the heavier, self-propelled Honest John rocket systems. Development of the missile was started at Army's Rocket and Guided Missile Agency laboratory at Huntsville, Alabama, the Redstone Arsenal, in June 1955. In June 1956, the first launch of the XM47 Little John occurred. The Littlejohn was delivered to the field in November 1961 and remained in the Army weapons inventory until August 1969.

It was a fin-stabilized field artillery rocket that followed a ballistic trajectory to ground targets. The rocket XM51 consisted of a warhead, a rocket motor assembly, and an igniter assembly. The components were shipped in separate containers and assembled by the user.

The Littlejohn differs from the Honest John in not only its size but how it is stabilized in flight. The flight of the Honest John is stabilized by a spin that is imparted to the rocket by spin rockets after the round leaves the launcher. The Littlejohn rocket flight is stabilized by applying spin to the rocket while on the launcher, just before firing. This manual method of stabilization was called "spin-on-straight-rail" (SOSR). The system was manufactured by the Douglas Aircraft Company.

The missile and launcher system were light enough to be easily transported by helicopters and other aircraft or towed by a vehicle. The Phase II Littlejohn weapon system was initially deployed with the 1st Missile Battalion, 157th Field Artillery in Okinawa, Japan.

The missile was retired beginning in July, 1967, with the final missile removed from inventory in 1970. Five hundred missiles were produced during the life of the weapon program

Estes	Little John	#0819
Madcow	Little John (2.6")	K-101
Madcow	Little John (4")	K-142
Madcow	Little John Rocket (4") (FG)	K-157
Thrustline	Little John	TACL-020

MGM-5 Corporal Ordnance Family



The MGM-5 Corporal missile was the first guided weapon authorized by the United States to carry a nuclear warhead. A surface-to-surface guided missile, the Corporal could deliver either a nuclear fission or high-explosive warhead up to a range of 75 nautical miles (139 km).

Developed by the United States Army in partnership with Firestone Tire and Rubber Company, Gilfillan Brothers Inc., Douglas Aircraft Company and Caltech's pioneering Jet Propulsion Laboratory, the Corporal was designed as a tactical nuclear missile for use in the event of Cold War hostilities in Eastern Europe. The first U.S. Army Corporal battalion was deployed in Europe in 1955. Six U.S. battalions were deployed and remained in the field until 1964, when the system was replaced by the solid-fueled MGM-29 Sergeant missile system.

Rocket R&D

Corporal (4")

MIM-3 Nike Ajax Ordnance Family



The first successful Nike test was during November 1951, intercepting a drone B-17 Flying Fortress. The first type, Nike Ajax (MIM-3), were deployed starting in 1953. The Army initially ordered 1,000 missiles and 60 sets of equipment. They were placed to protect strategic and tactical sites within the US. As a last-line of defense from air attack, they were positioned to protect cities as well as military installations. The missile was deployed first at Fort Meade, Maryland during December, 1953. A further 240 launch sites were built up to 1962. They replaced 896 radar-guided anti-aircraft guns, operated by the National Guard or Army to protect certain key sites. This left a handful of 75 mm Skysweeper emplacements as the only anti-aircraft artillery remaining in use by the US. By 1957 the Regular Army AAA units had been replaced by missile battalions. During 1958 the Army National Guard began to replace their guns and adopt the Ajax system.

Each launch site had three parts, separated by at least 1,000 yards (914 m). One part (designated C) of about six acres (24,000 m²) contained the IFC (Integrated Fire Control) radar systems to detect incoming targets (acquisition and target tracking) and direct the missiles (missile tracking), along with the computer systems to plot and direct the intercept. The second part (designated L), around forty acres (160,000 m²), held 1-3 underground missile magazines each serving a group of four launch assemblies and included a safety zone. The site had a crew of 109 officers and men who ran the site continuously. One launcher would be on 15 minutes alert, two on 30 minutes and one on two hour alert. The third part was the administrative area (designated A), which was usually co-located with the IFC and contained the battery headquarters, barracks, mess, recreation hall, and motor pool. The actual configuration of the Nike sites differed depending on geography. Whenever possible the sites were placed on existing military bases or National Guard armories; otherwise land had to be purchased.

The Nike batteries were organized in Defense Areas and placed around population centers and strategic locations such as long-range bomber bases, nuclear plants, and (later) ICBM sites. The Nike sites in a Defense Area formed a circle around these cities and bases. There was no fixed number of Nike batteries in a Defense Area and the actual number of batteries varied from a low of two in the Barksdale AFB Defense Area to a high of 22 in the Chicago Defense Area. In the Continental United States the sites were numbered from 01 to 99 starting at the north and increasing clockwise. The numbers had no relation to actual compass headings, but generally Nike sites numbered 01 to 25 were to the northeast and east, those numbered 26 to 50 were to the southeast and south, those numbered 51 to 75 were to the southwest and west, and those numbered 76 to 99 were to the northwest and north. The Defense Areas in the Continental United States were identified by a one- or two-letter code which were related to the city name. Thus those Nike sites starting with C were in the Chicago Defense Area, those starting with HM were in the Homestead AFB/Miami Defense Area, those starting with NY were in the New York Defense Area, and so forth. As an example Nike Site SF-88L refers to the launcher area of the battery located in the northwestern part of the San Francisco Defense Area.

During the early-to-mid 1960s the Nike Ajax batteries were upgraded to the Hercules system. The new missiles had greater range and destructive power, so about half as many batteries provided the same defensive capability. Regular Army batteries were either upgraded to the Hercules system or decommissioned. Army National Guard units continued to use the Ajax system until 1964, when they too upgraded to Hercules. Eventually, the Regular Army units were replaced by the National Guard as a cost-saving measure, since the Guard units could return to their homes when off duty.

Estes	Nike Ajax	#1279
Roachwerks	Nike Ajax (13mm)	
Roachwerks	Nike Ajax (18mm)	
The Launch Pad	Nike Ajax MIM-3A	K060

MIM-14 Nike Hercules Ordnance Family



The MIM-14 Nike-Hercules (initially designated SAM-A-25), was a solid fuel propelled two-stage surface-to-air missile, used by US and NATO armed forces for high- and medium-altitude air defense. It could also be employed in a surface-to-surface role.

The Nike-Hercules system, a follow-up to the Nike-Ajax missile, was developed during the Cold War to destroy enemy bombers and enemy bomber formations, as well as serve as an anti-ballistic missile system. Western Electric, Bell Laboratories, and Douglas Aircraft Company were chief contractors for the system. Nuclear-armed Nike Hercules missiles were deployed in the United States, Greece, Italy, Korea and Turkey, and with Belgian, Dutch, and U.S. forces in West Germany. Conventionally armed Nike Hercules missiles also served in the United States, Germany, Denmark, Japan, Norway, and Taiwan. The first deployments in Europe began in 1959 and the last nuclear-armed Nike Hercules missiles in Europe were deactivated in 1988. The Nike-Hercules missile systems sold to Japan (Nike J) were subsequently fitted with upgraded internal guidance systems, the original vacuum tube systems being replaced with transistorized ones.

The Nike Hercules could carry either a nuclear warhead or a conventional high explosive warhead (T-45 fragmentation type). Initially the nuclear-armed version carried the W-7 Mod 2E nuclear warhead, with yields of 2.5 or 28 kt. Beginning in FY 1961 the older warheads were replaced by W-31 Mod 0 warheads, with yields of 2 kt (Y1) or 30 kt (Y2). The last versions carried the W31 Mod 2 warhead, with yields of 2 or 20 kt. The missile was 41 feet 6 inches (12.65 m) long with a wingspan of 6 feet 2 inches (1.88 m). 145 missile batteries were deployed during the cold war. The missile had a range of about 77 miles (124 km).

**Roachwerks
TLP**

**Nike Hercules (24mm)
Nike Hercules Plan Pack**

MIM-23 Hawk Ordnance Family



The Raytheon MIM-23 Hawk is a U.S. medium range surface-to-air missile. The Hawk was initially designed to destroy aircraft and was later adapted to destroy other missiles in flight. The missile entered service in 1960, and a program of extensive upgrades has kept it from becoming obsolete. It was superseded by the MIM-104 Patriot in United States Army service by 1994. It was finally phased out of U.S. service in 2002, the last users, the U.S. Marine Corps replacing it with the man-portable infrared-guided visual range FIM-92 Stinger. The missile was also produced outside the US in Western Europe, Japan and Iran.

Although the U.S. never used the Hawk in combat, it has been employed numerous times by other nations. Approximately 40,000 of the missiles were produced. Jane's reported that the original system's single shot kill probability was 0.56; I-Hawk improved this to 0.85

ASP

Madcow

TLP

Micro Hawk

Army Hawk MIM-23A

Hawk MIM-23A (1.6")

KHAWK-MM

K-106

K039

MIM-104 Patriot Ordnance Family



The MIM-104 Patriot is a surface-to-air missile (SAM) system, the primary of its kind used by the United States Army and several allied nations. It is manufactured by the Raytheon Company of the United States, and derives its name from the national football league (NFL) football franchise nearest the company headquarters in Cambridge, MA. The Patriot System replaced the Nike Hercules system as the U.S. Army's primary High to Medium Air Defense (HIMAD) system, and replaced the MIM-23 Hawk system as the U.S. Army's medium tactical air defense system. In addition to these roles, Patriot has been given the function of the U.S. Army's anti-ballistic missile (ABM) system, which is now Patriot's primary mission.

Patriot uses an advanced aerial interceptor missile and high performance radar systems. Patriot was developed at Redstone Arsenal in Huntsville, Alabama, which had previously developed the Safeguard ABM system and its component Spartan and Sprint missiles. The symbol for Patriot is a drawing of a Revolutionary War-era Minuteman.

Patriot systems have been sold to Taiwan, Egypt, Germany, Greece, Israel, Japan, Kuwait, the Netherlands, Saudi Arabia, United Arab Emirates, Jordan and Spain. Poland hosts training rotations of a battery of U.S. Patriot launchers. It was first deployed in Mora;g in 24 May 2010 but has since been moved to Torun'. The Republic of Korea also purchased several second-hand Patriot systems from Germany after North Korea test-launched ballistic missiles to the Sea of Japan and proceeded with underground nuclear testing in 2006.

Estes	Mini Patriot	#0896
Estes	Patriot Missile	#2056
Estes	Patriot Missile	#2066
Estes	Patriot RTF Starter Set	#1825
Estes	Patriot RTF Starter Set	#1843
Estes	Patriot Starter Set	#1450
Estes	US Army Patriot	#1248
Performance Rocketry	Patriot Missile 1/4 Scale	
Performance Rocketry	Patriot Missile 1/2 Scale	
Polecat Aerospace	7.5" Patriot MIM-104	#1

MM-38 Exocet Ordnance Family



The Exocet is built by MBDA, a European missile company. Development began in 1967 by Nord as a ship-launched missile named MM 38. A few years later Aerospatiale and Nord merged. The basic missile body design was based on the Nord AS30 air to ground tactical missile. The air-launched Exocet was developed in 1974 and entered service with the French Navy five years later.

The relatively compact missile is designed for attacking small- to medium-size warships (e.g. frigates, corvettes, and destroyers), although multiple hits are effective against larger vessels, such as aircraft carriers. It is guided inertially in mid-flight and turns on active radar late in its flight to find and hit its target. As a counter measure against the air defence around the target, it maintains a very low altitude during ingress, staying 1–2 m above the sea surface. Due to the effect of the radar horizon, this means that the target may not detect an incoming attack until the missile is only 6000 m from impact. This leaves little time for reaction and stimulated the design of CIWS.

Its solid propellant engine gives the Exocet a maximum range of 70 kilometres (43 mi; 38 nmi). The solid-propellant engine was replaced on the Block 3 MM40 ship-launched version of the missile with a solid-propellant booster and a turbojet sustainer engine which extends the range to 180 kilometres (110 mi; 97 nmi). The submarine-launched version places the missile inside a launch capsule.

The Exocet has been manufactured in a number of versions, including:

- MM38 (surface-launched)*
- AM38 (helicopter-launched - tested only)*
- AM39 (air-launched)*
- SM39 (submarine-launched)*

MM40 (surface-launched)

The chief competitors to the Exocet are the U.S.-made Harpoon, the Swedish RBS-15 and the Chinese Yingji series.

Estes	Exocet MM 38	#1925
TLP	Exocet AM.39	K041
TLP	Exocet MM.40	K008

MX-774 HIROC Ordnance Family



The MX-774 was the United States' first attempt at an intercontinental ballistic missile (ICBM). In 1946, Consolidated-Vultee was given an Army Air Forces research contract and began design and development of the MX-774, which led to Convair's development of the Atlas ICBM.

ARG

Convair MX-774 HIROC

PGM-11 Redstone Missile Ordnance Family



The PGM-11 Redstone was the first large American ballistic missile. A short-range surface-to-surface rocket, it was in active service with the U.S. Army in West Germany from June 1958 to June 1964 as part of NATO's Cold War defense of Western Europe. It was the first missile to carry a live nuclear warhead, first detonated in a 1958 Pacific Ocean weapons test, with two tests occurring over a period of 12 days.

A direct descendant of the German V-2 rocket, the missile was the foundation for the Redstone rocket family. It was developed by a team of predominantly German rocket engineers relocated to the United States after World War II as part of Operation Paperclip. Redstone's prime contractor was the Chrysler Corporation.

For its role as a field artillery theater ballistic missile, Redstone earned the moniker "the Army's Workhorse". It was retired by the U.S. in 1964, though in 1967 a surplus Redstone helped launch Australia's first satellite.

RIM-24 Tartar Ordnance Family



The General Dynamics RIM-24 Tartar was a medium-range naval surface-to-air missile (SAM), and was among the earliest surface-to-air missiles to equip United States Navy ships. The Tartar was the third of the so-called "3 T's", the three primary SAMs the Navy fielded in the 1960s and 1970s, the others being the RIM-2 Terrier and RIM-8 Talos.

The Tartar was born of a need for a more lightweight system for smaller ships, and something that could engage targets at very close range. Essentially, the Tartar was simply a RIM-2C Terrier without the secondary booster. The Tartar was never given a SAM-N-x designation, and was simply referred to as Missile Mk 15 until the unified Army-Navy designation system was introduced in 1963.

The Tartar was used on a number of ships, of a variety of sizes. Initially the Mk 11 twin-arm launcher was used, later ships used the Mk 13 and Mk 22 single-arm launchers. Early versions proved to be unreliable. The Improved Tartar retrofit program upgraded the earlier missiles to the much improved RIM-24C standard. Further development was canceled and a new missile, the RIM-66 Standard, was designed to replace it. Even after the upgrade to a new missile, ships were still said to be Tartar ships because they carried the Tartar Guided Missile Fire Control System.

Estes

Tartar

#1360

V-2 Ordnance Family



The V-2 rocket (German: Vergeltungswaffe 2, i.e. retaliation weapon 2), technical name Aggregat-4 (A4), was a ballistic missile that was developed at the beginning of the Second World War in Germany, specifically targeted at London and later Antwerp. The liquid-propellant rocket was the world's first long-range combat-ballistic missile and first known human artifact to enter outer space. It was the progenitor of all modern rockets, including those used by the United States and Soviet Union's space programs. During the aftermath of World War II the American, Soviet and British governments all gained access to the V-2's technical designs and the actual German scientists responsible for creating the rockets, via Operation Paperclip, Operation Osoaviakhim and Operation Backfire.

The weapon was presented by Nazi propaganda as a retaliation for the bombers that attacked ever more German cities from 1942 until Germany surrendered.

Over 3,000 V-2s were launched as military rockets by the German Wehrmacht against Allied targets during the war, mostly London and later Antwerp. The attacks resulted in the death of an estimated 7,250 military personnel and civilians, while 12,000 forced labourers were killed producing the weapons

ASP	V-2 (24mm)	#KV2-24
Apogee Components	Micro V-2	#5021
Centuri	V2	KS-19 or #5149
Currell Graphics	V-2 Rocket	
Estes	Maxi Brute V-2	#K-67 or #1267
Estes	Maxi-Brute V-2	#1952
Estes	V-2	K-22 or #1222
Estes	V-2	#1926
Hostile Projectiles	V-2 Rocket	
LOC/Precision	3.9" V-2	PK-57
LOC/Precision	7.5" V2	PK-100
Mountainside Hobbies	Sport Scale V-2	#103
Mountainside Hobbies	4" V-2	#500
Noris Raketen	A-4 Peenemunde	#004
Performance Rocketry	1/5 Scale V-2	
Semroc	V-2 xKit	XES-K22
Thrustline	V2	TA-019
Thrustline	V-2	TACL-016

XLIM-49 Nike Zeus Ordnance Family



Development continued, producing Improved Nike Hercules and then Nike Zeus A and B. The Zeus was aimed at intercontinental ballistic missiles (ICBMs).

Zeus, with a new 400,000 lbf (1.78 MN) thrust solid-fuel booster, was first test launched during August 1959 and demonstrated a top speed of 8,000 mph (12,875 km/h). The Nike Zeus system also included the Zeus Acquisition Radar (ZAR), a significant improvement over the Nike Hercules HIPAR system. Shaped like a pyramid, the ZAR featured a Luneburg lens receiver aerial weighing about 1,000 tons. The first successful intercept of an ICBM by Zeus was in 1962, at Kwajalein in the Marshall Islands. Despite its technological advancements, the Department of Defense terminated Zeus development in 1963. The Zeus system, which cost an estimated \$15 billion, still suffered from several technical flaws, that were believed to be uneconomical to overcome.

Still, the Army continued to develop an anti-ICBM weapon system referred to as "Nike-X" - that was largely based on the technological advances of the Zeus system. Nike-X featured phase-array radars, computer advances, and a missile tolerant of skin temperatures three times those of the Zeus. In September 1967, the Department of Defense announced the deployment of the LIM-49A Spartan missile system, its major elements drawn from Nike X development.

In March 1969, the Army started the Safeguard ABM program, which was designed to defend Minuteman ICBMs, and which was also based on the Nike-X system. It became operational in 1975, but was shut down after just three months.

Cox

Nike Zeus

#5150

Gabriel Missile Ordnance Family



Gabriel missiles, created by Israel Aerospace Industries, are a range of anti-ship missiles that use the technique of sea-skimming, created in response to an attack on an Israeli warship in 1967. The Mark IV version is in service with the Israeli Navy while other versions are in service with navies around the world.

Launch Pad

Gabriel III/AS

K010

Sounding Rocket Families




(Aerojet) Aerobee Sounding Rocket Family



American sounding rocket. In late 1945 James Van Allen was assigned by John Hopkins University to survey sounding rocket requirements for upper atmosphere research. The V-2 was found to be too heavy and complex. In 1946 Van Allen decided that what was needed was a small rocket, derived from the Aerojet Wac Corporal and the Bumblebee missile developed under a US Navy program. This combination of an Aerojet booster and a Bumblebee second stage was dubbed the Aerobee. Aerobees were launched for 53 m tall launch towers to provide the necessary stability until enough speed had been gained for the fins to be effective in controlling the rocket. Launch towers were built at White Sands, Fort Churchill, Wallops Island, and aboard the research ship USN Norton Sound. The Aerobee could take 68 kg to 130 km altitude.

Cosmodrome	Aerobee Hi	
Estes	Aerobee 300	K-17 or #1217
MMI	Aerobee Hi	#001-B
MMI	Aerobee Hi Deluxe	#001-A
MMI	Aerobee Hi Economy	#001-C
North Coast Rocketry	Aerobee Hi-Test	K-5
Rocket R&D	Aerobee Hi	
Semroc	Aerobee Hi	KV-2
Thrustline	Aerobee 300	TACL-013


(Atlantic Research) Arcas Sounding Rocket Family



Arcas — also designated ARCAS — was the designation of an American sounding rocket, which was launched between July 31, 1959 and August 9, 1991 at least 421 times. The Arcas has a maximum flight altitude of 52 kilometers, a takeoff thrust of 1.5 kN, a takeoff weight of 34 kilograms, and a diameter of 11 centimeters. The Arcas was 2.30 m long and had a fin span of 0.33 m.

Areotech	HV Arcas	#89012
Enertek	Arcas	#8820
Estes	ARCAS	K-26 or 1226
Madcow	Arcas HV	K-144
Rocket R&D	Arcas	
Semroc	SLS Arcas	KS-5
Semroc	Arcas	KS-8
Thrustline	Arcas	TACL-017

(Atlantic Research) Arcon Sounding Rocket Family



American sounding rocket. Similar to the Deacon and Cajun. Developed by the Atlantic Research Corp. for NRL. First used in 1958. Designed to lift 18 kg to 113 km. The two-stage vehicle consisted of two Arcon motors in tandem.

Centuri
Centuri
Centuri
Semroc
Semroc

Arcon
Arcon
Arcon-Hi
Arcon
Arcon-Hi

KB-2
KC-1 or #5061
KC-3 or #5063
KV-7
KV-15

(Grand Central Rocket) ASP Sounding Rocket Family



Sounding rocket (Atmospheric Sounding Projectile) originally designed against a US Navy Bureau of Ships requirement to sample the mushroom clouds of nuclear explosions. Developed by Cooper Development Corporation for the Naval Radiological Defense Laboratory. Flight test in 1956. Designed to lift 13.6 kg to 40 km.

The single stage vehicle used the Grand Central Rocket motor developed to replace the Deacon, but which had lost the Air Force competition to the Thiokol Cajun. After tests at White Sands, two salvos of six rockets were fired during the Operation Redwing nuclear tests. The rocket would later be combined with a Nike first stage for upper atmosphere and solar research.

MMWW

Rocket R&D


Rocket R&D

MMX Asp Sounding Rocket #305

Asp (4")

Asp (5.5")

(Aerojet) Astrobee Sounding Rocket Family



Astrobee is the designation of series of American sounding rockets with 1 - 3 stages. Several versions were realized.

The three-stage Astrobee 500 (first stage: Genius, second stage: Alcor, third stage: Asp) has a ceiling of 1000 km, a takeoff thrust of 161 kN, a takeoff weight of 900 kg, a diameter of 0.38 m and a length of 7.80 m.

The three-stage Astrobee 1500 (first stage: Recruit, second stage: Aero jet, third stage: Alcor) has a ceiling of 1000 km, a takeoff thrust of 566 kN, a takeoff weight of 5200 kg, a diameter of 0.79 m and a length of 10.40 m.

The two-stage Astrobee 200 (first stage: Genius, second stage: Alcor) has a ceiling of 350 km, a takeoff thrust of 161 kN, a takeoff weight of 800 kg, a diameter of 0.38 m and a length of 6.30 m.

The single-stage Astrobee D has a ceiling of 140 km, a takeoff thrust of 23.00 kN, a takeoff

weight of 100 kg, a diameter of 0.15 m and a length of 3.90 m.

The single-stage Astrobe F has a ceiling of 375 km, a takeoff thrust of 178.00 kN, a takeoff weight of 1500 kg, a diameter of 0.38 m and a length of 11.50 m.

AeroTech

Centuri

Enertek

Yank

Astobee D

Astrobe 350

Astrobe 1500

Astrobe D

#89015

KC-5 or #5065

#8821

(Carde) Black Brant II Sounding Rocket Family



The Black Brant is a Canadian-designed sounding rocket built by Bristol Aerospace in Winnipeg, Manitoba. Over 800 Black Brants of various versions have been launched since they were first produced in 1961, and the type remains one of the most popular sounding rockets ever built. They have been repeatedly used by the Canadian Space Agency and NASA.

Cosmodrome	Black Brant II	
Estes	Black Brant II	#1958
Madcow Rocketry	Black Brant II (2.6")	K-153

(Carde) Black Brant IV Sounding Rocket Family



The Black Brant is a Canadian-designed sounding rocket built by Bristol Aerospace in Winnipeg, Manitoba. Over 800 Black Brants of various versions have been launched since they were first produced in 1961, and the type remains one of the most popular sounding rockets ever built. They have been repeatedly used by the Canadian Space Agency and NASA.

ARG

Black Brant IV

(Carde) Black Brant V Sounding Rocket Family



The Black Brant V was essentially a Black Brant II with an improved propellant, a lighter casing, smaller fins and a redesigned nose cone. It was designed to carry 70 kg (150 lb) to 320 km (200 miles). This version eventually became the Black Brant VB, while a variant with the BB II's propellant was labeled Black Brant VA. The Black Brant VC was a four-finned version of the BB VB. The BB VA first flew successfully in April 1964, but it was not before June 1965 that the ultimate BB VB lifted off for the first time. The BB V series was highly successful, and has been widely used by NASA, NRCC and other research organizations. More than 200 rockets of this type have been fired so far, and NASA is still firing about one BB VB/VC per year. The U.S. Air Force's Cambridge Research Lab (AFCRL) has also launched more than 20 BB VA/VB/VC rockets, the last one in February 1974. The last USAF BB VC launch, an unidentified test mission, occurred in August 1996.

Cosmodrome

Black Brant VC

(Carde) Black Brant X Sounding Rocket Family



Canadian sounding rocket. Three stage vehicle consisting of 1 x Terrier + 1 x Black Brant VB or VC + 1 x Nihka. Payload 90 kg to 1,200 km or 317 kg to 550 km.

The Black Brant X rocket system was a three-stage system, and unique because the third stage motor was ignited once the vehicle system reached exoatmospheric conditions. The first stage booster consisted of a Terrier MK 12 Mod 1 rocket motor with four 0.22 square meter fin panels arranged in a cruciform configuration. The finless third stage was the Nihka rocket motor, developed specifically for the Black Brant X rocket system by Bristol Aerospace. The standard payload configuration for the Black Brant X vehicle was 44 cm in diameter with a 3:1 ogive nose shape. Payload length and weight limits for the Black Brant X were the same as the Black Brant V. Standard hardware systems available for Black Brant V motors included aft recovery systems, payload separation systems (including High Velocity Separation System) and despin systems. These units were modular "stackable" so that a great deal of flexibility existed in meeting experiment requirements.

Aardvark

Yank

Yank

Yank

Black Brant X

Black Brant X (2")

Black Brant X (3")

Black Brant X (4")

(Sandia) D Region Tomahawk Sounding Rocket Family



The Tomahawk, based on the Thiokol TE-416 Motor, was designed by the Sandia Corp. as a small sounding rockets in the International Quiet Sun Year (IQSY) in 1963. Initial tests from Tonopah, Nevada and Point Mugu, California failed. The fourth launch from Wallops Island was a success, but it was not used in the IQSY experiments. NASA used another Version, the D-Region Tomahawk in 1968, but little further use of it was made.

Although it lacked success as a single stage sounding rocket, it was highly successful as the second stage on Nike, Terrier, Taurus (Honest John), Ute, Paiute and Sandhawk boosters. Several hundred of these configurations were launched.

**Aerotech
Centuri
CMR**

**IQSY Tomahawk
Tomahawk
D-Region Tomahawk**

**#89014
KC-40 or #5100
S1**

Estes	D-Region Tomahawk	#1944
Estes	D-Region Tomahawk	#2037
Neubauer	D-Region Tomahawk	
Pratt Hobbies	D-Region Tomahawk (MMX)	
Semroc	I.Q.S.Y Tomahawk	KD-2
Thrustline	D-Region Tomahawk	TA-024
Yank	IQSY Tomahawk (3")	
Yank	IQSY Tomahawk (4")	

(Sandia) Doorknob Sounding Rocket Family

American test vehicle. Test vehicle developed by Sandia for aeronomy measurements during atmospheric nuclear tests. One (Doorknob-1) or two surplus Lacrosse (Doorknob-2) missile motors were mated with the payload section.

(Atlantic Research) IRIS Sounding Rocket Family



The Iris sounding rocket was built by Atlantic Research under contract from the rocket group of the Naval Research Laboratory (NRL). It was designed to combine the smooth acceleration profile of the liquid-fueled Aerobee with the simpler operation of solid-propellant rockets. When NRL's rocket group was transferred to NASA, the Iris became a NASA program. The first launch of the rocket occurred on 22 July 1960.

The Iris was fired from a launch tower, which stabilized the vehicle until the speed was high enough for the fins to become effective. A booster consisting of 7 clustered solid-fueled rockets provided a the initial accleration, and fell free before the Iris left the tower. With a payload of 45 kg (100 lb), the sounding rocket could reach an altitude of 320 km (200 miles). However, the Iris was apparently not regarded as a standard tool, because only four Iris rockets were launched by NASA (the last one in May 1962) with aeronomy payloads.

The U.S. Navy used the Iris rocket in the Hydra-Iris project. This vehicle was a modified three-finned Iris boosted by three Sparrow motors. It was launched from a floating, immersed sea platform. The advantage of this method was that the sounding rocket could be fired from any spot in the open ocean without the risk of a ship-board rocket launch. Between 10 August 1964 and 3 November 1968, eight Hydra-Iris rockets were launched, two of which failed. The payloads included magnetospheric, ionospheric and XR astronomy experiments.

Centuri	Iris	KC-14 or #5074
Rocket R&D	Iris (4")	
Semroc	Iris	KD-4
Yank	Iris (2")	
Yank	Iris (3")	
Yank	Iris (4")	

(Goddard) L-13 Sounding Rocket Family




Launched on March 26, 1937, L-13 flew higher than any of the other 35 liquid fueled rockets flown by Robert H. Goddard. From its launch pad at Roswell N. M. it achieved an altitude of an estimated 1.7 miles (2.7 km). The rocket used a gyroscope to control the air and blast vanes at the bottom of the fins, to keep it vertical during flight. It burned gasoline and liquid oxygen. Overall length was 200-3/8 inches (5.089 m) with a tube diameter of 9 inches (0.229 m). One quadrant of the steel and aluminum missile was painted red, as were the sides of the two fins parallel to the quadrant.

Fliskits

L-13

SC004

(Goddard) Nell Sounding Rocket Family



Goddard launched the first liquid-fueled (gasoline and liquid oxygen) rocket on March 16, 1926, in Auburn, Massachusetts. Present at the launch were his crew chief, Henry Sachs, Esther Goddard, and Percy Roope, who was Clark's assistant professor in the physics department.

Viewers familiar with more modern rocket designs may find it difficult to distinguish the rocket from its launching apparatus in the well-known picture of "Nell". The complete rocket is significantly taller than Goddard, but does not include the pyramidal support structure which he is grasping. The rocket's combustion chamber is the small cylinder at the top; the nozzle is visible beneath it. The fuel tank, which is also part of the rocket, is the larger cylinder opposite Goddard's torso. The fuel tank is directly beneath the nozzle, and is protected from the motor's exhaust by an asbestos cone. Asbestos-wrapped aluminum tubes connect the motor to the tanks, providing both support and fuel transport. This layout is no longer used, since the experiment showed that this was

no more stable than placing the rocket engine at the base. By May, after a series of modifications to simplify the plumbing, the engine was placed in the now classic position, at the lower end of the rocket.[citation needed] This was just ten years after colonel Ivan Platonovich Grave's first launch in 1916 (patent in 1924).

Fliskits

Nell

SC003

Nike Apache Sounding Rocket Family



The Nike Apache was a two-stage sounding rocket used by NASA to loft instruments into the upper atmosphere. The Nike Apache was launched 636 times between 1961 and 1978. It was a popular rocket due to its low cost (6000 USD) and ability to be fired from many locales.

The Nike Apache was used to carry a variety of payloads to study a wide range of topics including radio astronomy, meteorology, aeronomy, atmospheric conditions, plasma physics, and solar physics. NASA flew them from Brazil, Canada, India, Norway, Pakistan, Spain, Suriname, Sweden, all across the US, and off the USS Croatan (CVE-25). The maximum payload weight was 80 lbs (36 kg) and the maximum altitude about 125 miles (200 km).

The Nike-Apache configuration was also used by one variation of the MQR-13 BMTS target rocket

**Cosmodrome
Estes**

**Nike Apache
Nike Apache**

#1957

Nike Cajun Sounding Rocket Family



The Nike-Cajun was a two-stage sounding rocket built by combining a Nike base stage with a Cajun upper stage. It was launched 714 times between 1956 and 1976 and was the most frequently used sounding rocket of the western world. The Nike Cajun had a launch weight of 698 kg (1539 lb), a payload of 23 kg (51 lb), a launch thrust of 246 kN (55,300 lbf) and a maximum altitude of 120 km (394,000 ft). It had a diameter of 42 cm (1 ft 4½ in) and a length of 7.70 m (25 ft 3 in). The fuel time of the Nike amounted to 3 seconds, those the Cajun 2.8 seconds. The maximum speed of the Nike-Cajun was 4,200 mph (6760 km/h).

The Cajun stage of this rocket was named for the Cajun people of south Louisiana because one of the rocket's designers, J. G. Thibodaux, was a Cajun.

The Nike-Cajun configuration was also used by one variation of the MQR-13 BMTS target rocket

Enertek

Nike Cajun

#8822

Nike Smoke Sounding Rocket Family



Centuri	Nike Smoke	KE-3 or #5183
Centuri	Nike Smoke	KS-15 or #5145
Cosmodrome	Nike Smoke	
Estes	Nike Smoke	#9704
FSI	Nike Smoke	#1030
InFlight	Nike Smoke	IF-K114
ModelRockets.US	Nike Smoke 2.6:	#01039
Neubauer	Micro Nike Smoke	
Performance Rocketry	1/4 Scale Nike Smoke	
Performance Rocketry	1/3 Scale Nike Smoke	
Polecat Aerospace	4" Nike Smoke	#23
Polecat Aerospace	10" Nike Smoke	#6

(Sandia) Sandhawk Sounding Rocket Family



The Sandhawk was a sounding rocket developed by Sandia National Laboratories in 1966. This single-stage, sub-orbital rocket had a mass of 700 kg (1,540 lb), a takeoff thrust of 80 kN (18,000 lbf), and could reach heights around 200 km or so. Sandia launched eight of these rockets between 1966 and 1974 as part of experiments conducted for the United States Atomic Energy Commission. About 25% of the launches failed.

Rocket R&D	Sandhawk (2.6")
Rocket R&D	Sandhawk (3.9")
Rocket R&D	Sandhawk (5.5")
Yank	Sandhawk (2")
Yank	Sandhawk (3")

Terrier Orion Sounding Rocket Family



The Terrier Orion is a combination of the Terrier booster rocket with the Orion rocket used as a second stage. This spin stabilized rocket configuration is most often used by the Goddard Space Flight Center, who operate out of the Wallops Flight Facility for sounding rocket operations. The system supports payloads ranging from 200 to 800 pounds (91 to 360 kg), and is capable of achieving altitudes as high as 200 kilometres (120 mi), but at least 80 kilometres (50 mi), depending on payload size

The Terrier Orion system is designed to be rail launched, and can be supported at most fixed and mobile launch sites. The Terrier MK 12 Mod 1 or Mk70 rocket used for the first stage uses an 18 inches (460 mm) diameter motor along with 2.5 square feet (0.23 m²) or 4.8 square feet (0.45 m²) cruciform configured tail fins. The Improved Orion motor used in the second stage is 14-inch (360 mm) in diameter and 110-inch (2,800 mm) long. The system typically uses spin motors and has a total weight of approximately 2,900 pounds (1,300 kg), excluding payload.

The Improved Orion motor uses a "bi-phase propellant" system which provides it with around 19,000 pounds (8,600 kg) of thrust during the first four seconds of motor burn. The thrust then tails off to approximately 3,000 pounds (1,400 kg) of thrust until burnout occurs at around 25 seconds. The fins are normally configured so that the rocket will have a stabilizing spin rate of approximately four cycles per second

Quest

Terrier Orion

#2015

(IAE) VS-40 Sounding Rocket Family



The VS-40 (Foguete Suborbital VS-40) is a Brazilian sounding rocket using solid fuel, stabilized aerodynamically, distributed between the first stage S40TM (4,200 kg) engine and the second stage S44M (810 kg) engine. This configuration corresponds to the upper stages of the VLS-1 rocket.

Aries Paper Models

VS-40

WAC Corporal Sounding Rocket Family



The WAC or WAC Corporal was the first sounding rocket developed in the United States. Begun as a spinoff of the Corporal program, the WAC was a "little sister" to the larger Corporal. It was designed and built jointly by the Douglas Aircraft Company and the Guggenheim Aeronautical Laboratory.

The WAC Corporal was a liquid-fuel rocket, with fuming nitric acid and aniline used as oxidizers and furfuryl alcohol as fuel, launched with the help of a solid fuel Tiny Tim booster.

The first WAC Corporal dummy round was launched on September 16, 1945 from White Sands Missile Range near Las Cruces, New Mexico. After a White Sands V-2 rocket had reached 69 miles on May 10, a White Sands WAC Corporal reached 80 km (49 mi) on May 22, 1946 — the first U.S.-designed rocket to reach the edge of space (under the U.S. definition of space at the time). On February 24, 1949, a Bumper (a German V-2 rocket acting as first stage) bearing a WAC Corporal

at White Sands accelerated to 5,150 mph to become the first flight of more than five times the speed of sound.

Scientists were later surprised when almost a year after the launch, tail fragments of the WAC Corporal rocket that reached 5,150 mph and an altitude of over 250 miles, were found and identified in the New Mexico desert near the launch site.

A few WAC Corporals survive in museums, including one at the National Air and Space Museum and another in the White Sands Missile Range Museum.

ASP	18mm WAC Corporal	KWAC-18
ASP	38mm WAC Corporal	KWAC-29 or KWAC-38
ASP	Micro WAC Corporal	KWAC-MM
Estes	WAC Corporal	K-11 or #1211
Rocket R&D	WAC Corporal (3.9")	
Thrustline	WAC Corporal	TACL-014

Aircraft Families



This consists of airplanes and other aircraft not normally thought of as “rockets”.

(McDonnell Douglas) F-15 Eagle Aircraft Family



The McDonnell Douglas (now Boeing) F-15 Eagle is a twin-engine, all-weather tactical fighter designed by McDonnell Douglas to gain and maintain air superiority in aerial combat. It is considered among the most successful modern fighters, with over 100 aerial combat victories with no losses in dogfights. Following reviews of proposals, the United States Air Force selected McDonnell Douglas' design in 1967 to meet the service's need for a dedicated air superiority fighter. The Eagle first flew in July 1972, and entered service in 1976.

Since the 1970s, the Eagle has been exported to Israel, Japan, Saudi Arabia, and other nations. The F-15 was originally envisioned as a pure air superiority aircraft. Its design included a secondary ground-attack capability that was largely unused. The design proved flexible enough that an all-weather strike derivative, the F-15E Strike Eagle, was later developed, and entered service in 1989. The F-15 Eagle is expected to be in service with the U.S. Air Force past 2025

Estes

Screaming Eagle

#2117

(Lockheed) F-104 Starfighter Aircraft Family



The Lockheed F-104 Starfighter is a single-engine, high-performance, supersonic interceptor aircraft originally developed for the United States Air Force (USAF) by Lockheed. One of the Century Series of aircraft, it served with the USAF from 1958 until 1969, and continued with Air National Guard units until it was phased out in 1975. The National Aeronautics and Space Administration (NASA) flew a small mixed fleet of F-104 types in supersonic flight tests and spaceflight programs until they were retired in 1994.

USAF F-104Cs saw service during the Vietnam War, and F-104A aircraft were deployed by Pakistan briefly during the Indo-Pakistani wars. Republic of China Air Force (Taiwan) F-104s also engaged the People's Liberation Army Air Force (China) over the disputed island of Quemoy. The ultimate production version of the basic fighter model F-104 was the F-104S all-weather interceptor designed by Aeritalia for the Italian Air Force, and equipped with radar-guided AIM-7 Sparrow missiles. An advanced F-104 with a high-mounted wing, known as the CL-1200 Lancer, did not proceed past the mock-up stage.

A set of modifications produced the F-104G model, which won a NATO competition for a new fighter-bomber. Several two-seat trainer versions were also produced, the most numerous being the TF-104G. A total of 2,578 Starfighters were eventually produced, mostly by NATO members. The F-104 served with the air forces of over a dozen nations. The operational service of the Starfighter ended with its retirement by the Italian Air Force in May 2004, some 46 years after its introduction in 1958 by the USAF.

Fat Cat

F104 Starfighter

(North American) X-15 Aircraft Family



The North American X-15 rocket-powered aircraft/spaceplane was part of the X-series of experimental aircraft, initiated with the Bell X-1, that were made for the USAAF/USAF, NACA/NASA, and the USN. The X-15 set speed and altitude records in the early 1960s, reaching the edge of outer space and returning with valuable data used in aircraft and spacecraft design. As of 2012, it holds the official world record for the fastest speed ever reached by a manned rocket-powered aircraft.

During the X-15 program, 13 different flights by eight pilots met the USAF spaceflight criteria by exceeding the altitude of 50 miles (80 km) thus qualifying the pilots for astronaut status. The USAF pilots qualified for USAF astronaut wings, while the civilian pilots were awarded NASA astronaut wings in 2005, 35 years after the last X-15 flight.

Of all the X-15 missions, two flights (by the same pilot) qualified as space flights per the international (Fédération Aéronautique Internationale) definition of a spaceflight by exceeding 100 kilometers (62.1 mi, 328,084 ft) in altitude.

Cox	X-15	#5000
Hanger 11	X-15 (4")	
Hanger 11	X-15 (6")	
Shrox	SHX-15	
Shrox	SHX-15B	
Shrox	SHX-15D	

Launch Vehicle Families



Ares I Launch Vehicle Family



Ares I was the crew launch vehicle that was being developed by NASA as part of the Constellation Program. The name "Ares" refers to the Greek deity Ares, who is identified with the Roman god Mars. Ares I was originally known as the "Crew Launch Vehicle" (CLV).

NASA planned to use Ares I to launch Orion, the spacecraft intended for NASA human spaceflight missions after the Space Shuttle was retired in 2011. Ares I was to complement the larger, unmanned Ares V, which was the cargo launch vehicle for Constellation. NASA selected the Ares designs for their anticipated overall safety, reliability and cost-effectiveness. However, the Constellation program, including Ares I was canceled in October 2010 by the passage of the 2010 NASA authorization bill. Existing Constellation contracts remain in place until Congress passes a new funding bill.

Dr. Zooch

Ares I-X

Atlas Agena Launch Vehicle Family



The Atlas-Agena was an American expendable launch system derived from the SM-65 Atlas missile. It was a member of the Atlas family of rockets, and was used for 119 orbital launches between 1960 and 1978.

The Atlas-Agena was a two and a half stage rocket, with a stage and a half Atlas missile as the first stage, and an RM-81 Agena second stage. Initially, Atlas D missiles, redesignated as the LV-3, were used as the first stage. These were later replaced by the standardised Atlas SLV-3, and its derivatives, the SLV-3A and B. The final Atlas-Agena launch used an Atlas E/F.

Launches were conducted from Launch Complexes 12, 13 and 14 at the Cape Canaveral Air Force Station, and Launch Complexes 1 and 2 at Point Arguello (now SLC-3 and 4 at Vandenberg Air Force Base).

Dr Zooch

Atlas Agena

(X-Prize) Canadian Arrow Launch Vehicle Family



The Canadian Arrow is a 54-ft long, two-stage, three person sub-orbital rocket with the second stage doubling as an escape system. The first stage is 33.5 ft. long and 5.4 ft. in diameter with four fins at the base for aerodynamic stability. Steering of the vehicle is accomplished using graphite jet vanes and aerodynamic flaps on the fins. The second stage (crew cabin) is 20-ft. long and 5.4 ft. in diameter at the base, and contains four jet-assisted-take-off type rocket engines for second stage propulsion. The four solid rockets can be ignited at any point during the flight, including before launch, to initiate a zero altitude launch pad abort or an in-flight recovery sequence.

Estes

Canadian Arrow

#2188

(X-Prize) Cosmos Mariner Launch Vehicle Family



American manned spaceplane. Study 2004. X-Prize suborbital spaceplane concept of Lone Star Space Access, Houston, Texas.

Cosmos Mariner was a concept of Dr. Norman LaFave of Lone Star Space Access, Houston, Texas. The rocketplane would takeoff and land from conventional airfields. Dr. LaFave was a Houston-based physicist who advised NASA on space rendezvous matters. The Cosmos Mariner employed airbreathing jet propulsion for take-off and landing from conventional airports, and rocket propulsion for ascent to 65 km altitude. From there, the vehicle coasted to a target altitude of 120 km. The airframe was designed to interface with two turbofan engines, each with 11,300-kgf static thrust. For rocket propulsion, the Cosmos Mariner was to use three 40,800 kgf thrust, staged-combustion engines. No details of the design ever emerged.

Estes

Cosmos Mariner

#2190

Delta II Launch Vehicle Family



Delta II was an American space launch system, originally designed and built by McDonnell Douglas. Delta II is part of the Delta rocket family and was in service from 1989 until November 1, 2011. Delta II vehicles included the Delta 6000, the Delta 7000, and two 7000 variants ("Light" and "Heavy").

After McDonnell Douglas merged with Boeing in 1997, Delta II rockets were built by Boeing Integrated Defense Systems, until Delta rocket production became the responsibility of United Launch Alliance (ULA) on December 1, 2006. ULA now markets Delta II to U.S. government customers, and Boeing Launch Services (BLS) markets Delta II to commercial companies

DFR Technologies

Delta II (18mm)

Delta IV Launch Vehicle Family



Delta IV is an active expendable launch system in the Delta rocket family. Delta IV uses rockets designed by Boeing's Integrated Defense Systems division and built in the United Launch Alliance (ULA) facility in Decatur, Alabama. Final assembly is completed at the launch site by ULA. The rockets were designed to launch payloads into orbit for the United States Air Force Evolved Expendable Launch Vehicle (EELV) program and commercial satellite business. Delta IV rockets are available in five versions: Medium, Medium+ (4,2), Medium+ (5,2), Medium+ (5,4), and Heavy, which are tailored to suit specific payload size and weight ranges. Delta IV was primarily designed to satisfy the needs of the U.S. military.

The rockets are assembled at the Horizontal Integration Facility for launches from SLC-37B at Cape Canaveral, and in a similar facility for launches from SLC-6 at Vandenberg AFB.

DFR Technologies

Delta IV Medium 5+4 (24mm)

(Space X) Falcon 9 Launch Vehicle Family



Falcon 9 is a rocket-powered spaceflight launch system designed and manufactured by SpaceX, headquartered in Hawthorne, California. Both stages of its two-stage-to-orbit vehicle use liquid oxygen (LOX) and rocket-grade kerosene (RP-1) propellants. The Falcon 9 can lift payloads of 10,450 kilograms (23,000 lb) to low Earth orbit, and 4,450 kilograms (9,800 lb) to geostationary transfer orbit, which places the Falcon 9 design in the medium-lift range of launch systems.

The first Falcon 9 flight was launched, after several delays, from Cape Canaveral Air Force Station on June 4, 2010, at 2:45 pm EDT (19:45 UTC) with a successful orbital insertion.

The second launch of the Falcon 9, and the first of the SpaceX Dragon spacecraft atop it, occurred at 10:43 EST (15:43 UTC) on December 8, 2010, from Cape Canaveral. The Dragon spacecraft completed two orbits, then splashed down in the Pacific Ocean.

The Falcon 9 and Dragon combination won a Commercial Resupply Services (CRS) contract from NASA to resupply the International Space Station under the Commercial Orbital Transportation Services (COTS) program.

SpaceX

Falcon 9 with Dragon

(X-Prize) Gauchito Launch Vehicle Family



Argentinan manned spacecraft. Study 2004. X-Prize suborbital ballistic spacecraft concept of Pablo De Leon of Buenos Aires, Argentina. Reached the stage of engineering tests by 2003.

Gauchito (Little Cowboy) was a concept of Pablo De Leon and Associates of Buenos Aires, Argentina. The vehicle would use a hybrid rocket powered vertical takeoff and parachute descent on water landing. Pablo de Leon was an experienced aerospace engineer, co-founder and president of the Argentine Association for Space Technology (AATE), and a graduate of the International Space University. The Gauchito was a clustered design made up of four hybrid engines producing a maximum acceleration of 3.5 G. The engines would burn until the vehicle reached an altitude of 34 km, followed by a coast to 120 km. After five minutes of weightlessness, the pilot was to orient the thermal shield for re-entry. The vehicle was recovered via parachute. De Leon flew a subscale test capsule to 30 km and conducted one-third scale rocket test firings. Testing of flight suits and other critical systems were conducted in May 2003 and a half-scale flight test of the Gauchito vehicle was conducted in June 2003.

Estes

Gauchito

#0809

Gemini Titan Launch Vehicle Family



Project Gemini was the second human spaceflight program of NASA, the civilian space agency of the United States government. Project Gemini was conducted between projects Mercury and Apollo, with ten manned flights occurring in 1965 and 1966. Its objective was to develop space travel techniques in support of Apollo, which had the goal of landing men on the Moon. Gemini achieved missions long enough for a trip to the Moon and back, perfected extra-vehicular activity (working outside a spacecraft), and orbital maneuvers necessary to achieve rendezvous and docking. All manned Gemini flights were launched from Cape Canaveral, Florida using the Titan II GLV launch vehicle

Estes	Gemini-Titan	K-21 or #1221
Estes	Gemini Titan	#1978
Neubauer	Gemini Titan (4")	
Neubauer	Micro Gemini Titan	
Sheri's Hot Rockets	Gemini Titan	

Juno I Launch Vehicle Family



The Juno I was a four-stage American booster rocket which launched America's first satellite, Explorer 1, in 1958. A member of the Redstone rocket family, it was derived from the Jupiter-C sounding rocket. It is commonly confused with the Juno II launch vehicle, which was derived from the PGM-19 Jupiter medium-range ballistic missile.

Neubauer

1/100 Juno I

Juno II Launch Vehicle Family



Juno II was an American space launch vehicle used during the late 1950s and early 1960s. It was derived from the Jupiter missile, which was used as the first stage.

Dr Zooch

Juno II

Little Joe Launch Vehicle Family



Little Joe was an unmanned United States solid-fueled booster rocket used for eight launches from 1959–1960 from Wallops Island, Virginia to test the launch escape system and heat shield for Project Mercury capsules, as well as the name given to the test program using the booster. The first rocket designed solely for manned spacecraft qualifications, Little Joe was also one of the pioneer operational launch vehicles using the rocket cluster principle.

A successor, Little Joe II, was used for flight testing of the Apollo launch escape system from 1963–1966.

**Dr Zooch
Neubauer
Urban Kartonmodelle**

**Mercury Little Joe
Little Joe I
Mercury Little Joe**

Little Joe II Launch Vehicle Family



Little Joe II was an American space launch vehicle used for five unmanned tests of the launch escape system (LES) and to verify the performance of the command module parachutes for the Apollo spacecraft from 1963–66. Launched from White Sands Missile Range in New Mexico, it was the smallest of four boosters used in the Apollo program

Centuri	Little Joe II (1/45)	KS-8 or #5138
Centuri	Little Joe II (1/100)	KS-9 or #5139
Cox	Apollo Little Joe II	#5100
Estes	Little Joe II	K-30 or #1230
Estes	Little Joe II (1/100)	#0892
Quest	Little Joe II (MMX)	#5611
Semroc	Little Joe II	KS-3

(X-Prize) Lucky Seven Launch Vehicle Family



American manned spacecraft. Study 2004. X-Prize suborbital ballistic spacecraft concept of Acceleration Engineering, Bath, Michigan.

Lucky Seven was a design of Mickey Badgero of Acceleration Engineering, Bath, Michigan. The concept used rocket-powered vertical takeoff launch and parafoil landing. Lucky Seven was to be a conical rocket 9 meters long and 3 meters between fin tips. For launch and landing, the rocket was to be supported on four fixed leg-fins, each 1.5 m tall. These legs were part of a metal frame that supported the propulsion system, a pressurized cabin, and a nose cone/recovery system. Launching vertically, the main engine, a pressure-fed, liquid oxygen/liquid methane design, was to burn for 90 seconds, after which the rocket was to coast for another 100 seconds past the 100-kilometre altitude mark. Passengers were to experience weightlessness for about three and a half minutes. Upon re-entering the atmosphere, a drogue parachute was to be deployed to slow the

ascent. When the air thickened, a parafoil was to be deployed. The spacecraft was to then return to the launch site, using a Global Positioning System satellite guidance system, gliding to a vertical landing.

Estes

Lucky Seven

#0807

Mercury Atlas Launch Vehicle Family



Mercury-Atlas was a subprogram of Project Mercury which comprised most of the flights and tests using the Atlas LV-3B launch vehicle. The Atlas was also used for one Mercury flight under the Big Joe subprogram.

**Estes
Neubauer**

**Mercury Atlas #2111
Mercury Atlas (1/100)**

Mercury Redstone Launch Vehicle Family



The Mercury-Redstone Launch Vehicle, designed for NASA's Project Mercury, was the first American manned space booster. It was used for six sub-orbital Mercury flights from 1960–61; culminating with the launch of the first, and 11 weeks later, the second American (and the second and third humans) in space.

A member of the Redstone rocket family, it was derived from the U.S. Army's Redstone ballistic missile and the first stage of the related Jupiter-C launch vehicle; but to make it man-rated, its structure and systems were modified to improve safety and reliability.

The four subsequent Mercury manned flights used the more powerful Atlas booster to enter low Earth orbit.

Centuri
Dr Zooch
Estes
Estes
Neubauer
Neubauer
Neubauer
Sheri's Hot Rockets

Mercury Redstone KS-1 or #5131
Mercury Redstone
Mercury Redstone K-41 or #1241
Mercury Redstone #1921
Mercury Redstone 1/100
Mercury Redstone 2.6"
Mercury Redstone 4"
Mercury Redstone

(Orbital Sciences Corp.) Pegasus Launch Vehicle Family



The Pegasus rocket is a winged space launch vehicle capable of carrying small, unmanned payloads (443 kilograms (980 lb)) into low Earth orbit. It is air-launched, as part of an expendable launch system developed by Orbital Sciences Corporation (Orbital). Three main stages burning solid propellant provide the thrust. It flies as a rocket-powered aircraft before leaving the atmosphere.

The Pegasus is carried aloft below a carrier aircraft and launched at approximately 40,000 ft (12,000 m). The carrier aircraft provides flexibility to launch the rocket from anywhere rather than just a fixed pad. A high-altitude, winged flight launch also allows the rocket to avoid flight in the densest part of the atmosphere where a larger launch vehicle, carrying more fuel, would be needed to overcome air friction and gravity.

John Leslie

1/48 Pegasus

(NASA) PEPP Aeroshell Launch Vehicle Family



NASA's Planetary Entry Parachute Program (PEPP) aeroshell, tested in 1966, was created to test parachutes for the Voyager Mars landing program. To simulate the thin Martian atmosphere, the parachute needed to be used at an altitude more than 160,000 feet above the earth. A balloon launched from Roswell, New Mexico was used to initially lift the aeroshell. The balloon then drifted west to the White Sands Missile Range, where the vehicle was dropped and the engines beneath the vehicle boosted it to the required altitude, where the parachute was deployed.

The Voyager program was later canceled, replaced by the much smaller Viking program several years later. NASA reused the Voyager name for the Voyager 1 and Voyager 2 probes to the outer planets, which had nothing to do with the Mars Voyager program.

There is one PEPP Aeroshell left, at White Sands Missile Range in New Mexico.

Saturn I Launch Vehicle Family



The Saturn IB (pronounced "one B", alternatively known as the Up-rated Saturn I) was an American launch vehicle commissioned by the National Aeronautics and Space Administration (NASA) for use in the Apollo program. It was an up-rated version of the Saturn I rocket, which replaced its S-IV second stage with the much more powerful S-IVB, which gave it enough payload capability to allow it be used for early testing of the Apollo spacecraft while the larger Saturn V needed to send Apollo to the Moon was still being developed. Unlike the earlier Saturn I, it could launch either the partially fueled Apollo Command/Service Module (CSM), or the fully fueled Lunar Module (LM) into low Earth orbit.

The Saturn IB was used for two unmanned CSM suborbital flights, one unmanned LM orbital flight, and for the first manned CSM orbital mission (first planned for Apollo 1, later Apollo 7). It was also used for one orbital mission, AS-203, in which it carried neither a CSM nor a LM, so that

the S-IVB would have unburned liquid hydrogen fuel remaining in its tank in orbit. The purpose of this mission was to support design of the restartable version of the S-IVB used in the Saturn V, by observing the behavior of the liquid hydrogen in weightlessness.

After completion of the Apollo Moon landing program, the Saturn IB was used to launch the Apollo CSM on three crew missions to the Skylab space station, and a joint US-USSR space mission, the Apollo Soyuz Test Project.

Centuri	Saturn 1B	KS-10 or #5140
Cox	Up-rated Saturn 1B	#5025
Dr Zooch	Saturn SA5	
Dr Zooch	Saturn Ib	
Estes	Saturn 1B	K-29 or #1229
Estes	Saturn 1B	#2048
Neubauer	Micro Saturn 1B	
Roachwerks	Saturn 1B	
Semroc	Saturn 1B	KS-1

Saturn V Launch Vehicle Family



The Saturn V (pronounced "Saturn Five") was an American human-rated expendable rocket used by NASA's Apollo and Skylab programs from 1967 until 1973. A multistage liquid-fueled launch vehicle, NASA launched 13 Saturn Vs from the Kennedy Space Center, Florida with no loss of crew or payload. It remains the tallest, heaviest and most powerful rocket ever brought to operational status and still holds the record for the heaviest launch vehicle payload.

The largest production model of the Saturn family of rockets, the Saturn V was designed under the direction of Wernher von Braun and Arthur Rudolph at the Marshall Space Flight Center in Huntsville, Alabama, with Boeing, North American Aviation, Douglas Aircraft Company, and IBM as the lead contractors. Von Braun's design was based in part on his work on the Aggregate series of rockets, especially the A-10, A-11, and A-12, in Germany during World War II.

To date, the Saturn V is the only launch vehicle to transport human beings beyond Low Earth Orbit. A total of 24 men were flown out to the Moon in the four years spanning December 1968 through December 1972.

Apogee	Saturn V	#05026
Centuri	Saturn 5	KS-12 or #5142
Cox	Apollo Saturn V	#5075
Dr Zooch	Saturn V	
Estes	Saturn V	K-36 or #1236
Estes	Saturn V	#2001
Estes	Saturn V	#2157
Estes	Semi-Scale Saturn V	K-39 or #1239
Neubauer	Micro Saturn V	

Soyuz Launch Vehicle Family



Soyuz is a family of expendable launch systems developed by OKB-1, and manufactured by TsSKB-Progress in Samara, Russia. According to the European Space Agency, the Soyuz launch vehicle is the most frequently used and most reliable launch vehicle in the world.

The Soyuz vehicles are used as the launcher for the manned Soyuz spacecraft as part of the Soyuz program, as well as to launch unmanned Progress supply spacecraft to the International Space Station and for commercial launches marketed and operated by Starsem and Arianespace. All Soyuz rockets use RP-1 and liquid oxygen (LOX) propellant, with the exception of the Soyuz-U2, which used Syntin, a variant of RP-1, with LOX. In the United States, it has the Library of Congress designation A-2. The Soyuz family is a subset of the R-7 family.

Dr Zooch
Sero

Soyuz
Sojus

Thor Agena Launch Vehicle Family



The Thor-Agena was a series of orbital launch vehicles. The rockets used Thor first stages and Agena second stages. They are thus cousins of the more famous Thor-Deltas, which founded the Delta rocket family. The first attempted launch of a Thor-Agena was in January 1959. The first successful launch was on February 28, 1959, launching Discoverer-1.

**Estes
MMWW**

**Thor Agena-B
(Estes) Thor Agena-B**

**K-28 or #1228
#360**

Titan III Launch Vehicle Family



The Titan III was a modified Titan II with optional solid rocket boosters. It was developed on behalf of the United States Air Force as a heavy-lift satellite launcher to be used mainly to launch American military payloads and civilian intelligence agency satellites such as the Vela Hotel nuclear-test-ban monitoring satellites, observation and reconnaissance satellites (for intelligence-gathering), and various series of defense communications satellites.

The Titan IIIA was a prototype rocket booster, which consisted of a standard Titan II rocket with a Transtage upper stage. The Titan IIIB with its different versions (23B, 24B, 33B, and 34B) had the Titan III core booster with an Agena D upper stage. This combination was used to launch the KH-8 GAMBIT series of intelligence-gathering satellites. They were all launched from Vandenberg Air Force Base, California, due south over the Pacific into polar orbits. Their maximum payload mass was about 7,500 lb (3,000 kg).

The powerful Titan IIIC used a Titan III core rocket with two large strap-on solid-fuel boosters to increase its launch thrust, and hence the maximum payload mass capability. The solid-fuel boosters that were developed for the Titan IIIC represented a significant engineering advance over previous solid-fueled rockets, due to their large size and thrust, and their advanced thrust-vector control systems. The Titan IIID was a derivative of the Titan IIIC, without the upper transtage, that was used to place members of the Key Hole series of reconnaissance satellites into low Earth orbits. The Titan IIIE, the one with an additional high-specific-impulse Centaur upper stage, was used to launch several scientific spacecraft, including both of NASA's two Voyager space probes to Jupiter, Saturn and beyond, and both of the two Viking missions to place two orbiters around Mars and two instrumented landers on its surface.


The first guidance system for the Titan III used the AC Spark Plug company IMU (inertial measurement unit) and an IBM ASC-15 guidance computer from the Titan II. For the Titan III, the ASC-15 drum memory of the computer was lengthened to add 20 more usable tracks, which increased its memory capacity by 35%.

The more-advanced Titan IIIC used the Delco Carousel VI IMU and the Magic 352 guidance computer.

Dr Zooch

Titan IIIC SLV5

V-2 Launch Vehicle Family



The V-2 rocket (German: Vergeltungswaffe 2, i.e. retaliation weapon 2), technical name Aggregat-4 (A4), was a ballistic missile that was developed at the beginning of the Second World War in Germany, specifically targeted at London and later Antwerp. The liquid-propellant rocket was the world's first long-range combat-ballistic missile and first known human artifact to enter outer space. It was the progenitor of all modern rockets, including those used by the United States and Soviet Union's space programs. During the aftermath of World War II the American, Soviet and British governments all gained access to the V-2's technical designs and the actual German scientists responsible for creating the rockets, via Operation Paperclip, Operation Osoaviakhim and Operation Backfire.

The weapon was presented by Nazi propaganda as a retaliation for the bombers that attacked ever more German cities from 1942 until Germany surrendered.

Over 3,000 V-2s were launched as military rockets by the German Wehrmacht against Allied targets during the war, mostly London and later Antwerp. The attacks resulted in the death of an estimated 7,250 military personnel and civilians, while 12,000 forced labourers were killed producing the weapons

ASP	V-2 (24mm)	#KV2-24
Apogee Components	Micro V-2	#5021
Centuri	V2	KS-19 or #5149
Currell Graphics	V-2 Rocket	
Estes	Maxi Brute V-2	#K-67 or #1267
Estes	Maxi-Brute V-2	#1952
Estes	V-2	K-22 or #1222
Estes	V-2	#1926
Hostile Projectiles	V-2 Rocket	
LOC/Precision	3.9" V-2	PK-57
LOC/Precision	7.5" V2	PK-100
Mountainside Hobbies	Sport Scale V-2	#103
Mountainside Hobbies	4" V-2	#500
Noris Raketen	A-4 Peenemunde	#004
Performance Rocketry	1/5 Scale V-2	
Semroc	V-2 xKit	XES-K22
Thrustline	V2	TA-019
Thrustline	V-2	TACL-016

Vostok Launch Vehicle Family



Vostok (translated as "East") was a family of rockets derived from the Soviet R-7 Semyorka ICBM designed for the human spaceflight programme. This family of rockets launched the first artificial satellite ("sputnik") and the first manned spacecraft in human history. It was a subset of the R-7 family of rockets.

Cosmodrome
Roachwerks

Vostok
Vostok

X-Prize Family



The Ansari X-Prize was to be awarded to the first, non-governmental, repeatable launch into space by a private enterprise. Although many entries registered, most did not make it past the design phase. The prize was won by Scaled Composites' Spaceship One.

Estes	Canadian Arrow	#2188
Estes	Cosmos Mariner	#2190
Estes	Gauchito	#0809
Estes	Lucky Seven	#0807

Marketing Families

Manufacturers sometimes lump rockets together as parts of series. The relationship within the series can be almost anything and sometimes boils down to “because we said so.” These series will be listed here.

Centuri Marketing Families



Centuri Stellar Family

Centuri

Hercules

KD-13 or #5213

Centuri Super Kit Family

Centuri

E.S.S. Raven

#5312

Centuri

S.S.V. Scorpion

#5307

Centuri

U.S.S. America

#5310

Estes Marketing Families



Estes Aerospace Club Family

Estes	EAC Viper	#0820
-------	-----------	-------

Estes Citation Family

Estes	Patriot	KC-3, MK-3 or #0652
Estes	Starship Vega	KC-4 or #0653

Estes Coldpower Family

Estes	Scamp	KL-1 or #1101
Estes	Teros	KL-5 or #1105

Estes Collector's Series Family

Estes	Mars Snooper	#2063
-------	--------------	-------

Estes Goonybird Family

Estes	Cloud Hopper	#0851
-------	--------------	-------

Estes Launchables Family

Estes	Fat Boy	#1273
Estes	Mk-109 Stingray	#1232
Estes	Python 4 ASRAAM	#1245
Estes	US Army Patriot M-104	#1248

Estes Maxi Brute Family

Estes	Maxi Alpha	#1291
Estes	Maxi-Brute V-2	#1952
Estes	(Maxi) Honest John	#2166
Estes	Maxi Honest John	#1269
Estes	Maxi V-2	K-67 or #1267
Estes	Saturn V	#1236

Estes Mini Brute Family

Estes	Big Yank	#0868
Estes	Condor	#0807
Estes	Eclipse	#0846
Estes	Estes Starliner	#0863
Estes	Hornet	TK-4 or #0804
Estes	Javelin	#0815
Estes	Little John	#0819
Estes	Midget	TK-40 or #0840
Estes	Mini Bomarc	TK-5 or #0805

Estes	Mini Mean Machine	#0865
Estes	Mosquito	TK-1 or #0801
Estes	Pegasus	#0806
Estes	Rogue	#0818
Estes	Super Flea	#0815

Estes Pro Series Family

Estes	Pro Series Patriot Missile	#2066
Estes	Pro Series Jayhawk	#2085

Estes Pro Series II Family

Estes	Leviathan	#9700
Estes	Nike Smoke	#9704
Estes	Partizon	#9702
Estes	Ventris	#9701

Estes X-Prize Family

Estes	Canadian Arrow	#2188
Estes	Cosmos Mariner	#2190
Estes	Gauchito	#0809
Estes	Lucky Seven	#0807

FlisKits Marketing Families



Fliskits Jig-Tech Family

Fliskits	dooDad	SP025
Fliskits	doo-Hickey	MX009
Fliskits	Thing-a-ma-Jig	SP015
Fliskits	Whatchamacallit	SP017

Fliskits Micro-to-the-Maxx Family

Fliskits	Buck Shot	MX020
Fliskits	Dead Ringer	MX017
Fliskits	Diminutive Deuce	MX005
Fliskits	doo-Hickey	MX009
Fliskits	Honest John	MX008
Fliskits	Mudwasp	MX013

Fliskits Robert H. Goddard Historic Series Family

Fliskits	L-13	SC004
Fliskits	Nell	SC003

Leading Edge Marketing Families



Leading Edge Micro Classics Family

Leading Edge	Micro Goblin	LE-05
Leading Edge	Micro Max	LE-07

LOC/Precision Marketing Families



LOC Advanced Series Family

LOC	Big Nuke	PK-82
LOC	Bruiser	PK-88
LOC	Bruiser EXP	PK-96
LOC	King Viper III	PK-92
LOC	LOC-IV	PK-48
LOC	Nuke Pro Max	PK-5
LOC	Viper III	PK-20

LOC ISP Performance Series Family

LOC	Big Nuke 3E	PK-82-3E
LOC	EZI-65	PK-64
LOC	Hi-Tech	PK-56
LOC	Minie-Magg	PK-68
LOC	Warlock	PK-80

LOC Mini Missile Family

LOC	Big Nuke Mini	#0174
LOC	EZI-65 Mini	#0175

LOC Novice Kit Series Family

LOC	Lil' Nuke	PK-4
LOC	Onyx	PK-12

MPC Marketing Families



MPC Mach 10 Series Marketing Family

MPC

Icarus C

R-205

Rocketry Warehouse Marketing Families



Rocketry Warehouse Econoline Family

Rocketry Warehouse

Broken Arrow G12

EK-BKNARW-G12

QModeling Marketing Families



QModeling Retro MEGA Family

QModeling

QModeling

NIKEX

Rogue

Quest Marketing Families



Quest Advanced Rocketry Family

Quest

Big Dog

#5010

Quest

High-Q

#5012

Semroc Marketing Families



Semroc Bal-Rock Retro Repro Family

Semroc	Mark II	KV-1
--------	---------	------

Semroc Centuri Retro Repro Family

Semroc	Arcon	KV-7
Semroc	Arcon-Hi	KV-15
Semroc	Astro-1	KV-30
Semroc	BatRok	KV-53
Semroc	Magnum Hornet	KV-69
Semroc	Centaur	KV-12
Semroc	Defender Space Probe	KV-60
Semroc	Excalibur	KV-43
Semroc	Javelin	KV-16
Semroc	Laser-X	KV-33
Semroc	Lil' Hercules	KV-14
Semroc	Marauder	KV-32
Semroc	Recruiter Space Probe	KV-22
Semroc	SLS Explorer	KV-56
Semroc	SLS Aero-Dart	KV-6
Semroc	SLS Hustler	KV-11
Semroc	SLS Lil' Hustler	KV-57
Semroc	Snipe Hunter	KV-51
Semroc	SST Shuttle-1 xKit	XCE-KC17
Semroc	Swift Boost Glider	KV-27
Semroc	Taurus Fleet Ship	KV-42
Semroc	Vector V	KV-44

Semroc Deci Scale Family

Semroc	I.Q.S.Y Tomahawk	KD-2
Semroc	Iris	KD-4

Semroc Estes Retro Repro Family

Semroc	Blue Bird Zero	KV-45
Semroc	Golden Scout	KV-4
Semroc	Little Joe II	KS-3
Semroc	Mark xKit	XES-K2
Semroc	Omega	KV-64
Semroc	Orbital Transport	KV-66
Semroc	Saturn 1B	KS-1
Semroc	SpaceMan	XES-K9
Semroc	Sprite	KV-86
Semroc	Starship Vega	KV-78

Semroc MMI Retro Repro Family

Semroc	Aerobee Hi	KV-2
--------	------------	------

Semroc Ready to Build Family

Semroc	Mini Explorer	KA-22
--------	---------------	-------

Semroc Rocket Development Retro Repro Family

Semroc	Mini Explorer	KA-22
--------	---------------	-------

Semroc Retro Repro Family

Semroc	Hydra VII	KV-29
Semroc	Lune R-1	KV-35
Semroc	Vega	KV-25

Semroc SLS Family

Semroc	SLS Aero-Dart	KV-6
Semroc	SLS Arcas	KS-5
Semroc	SLS Explorer	KV-56
Semroc	SLS Hustler	KV-11
Semroc	SLS Javelin	KLX-16
Semroc	SLS Laser-X	KLX-33
Semroc	SLS Lil' Hustler	KV-57

Semroc xKit Family

Semroc	Mark xKit	XES-K2
Semroc	SpaceMan	XES-K9
Semroc	SST Shuttle-1 xKit	XCE-KC17
Semroc	V-2 xKit	XES-K22

Sirius Rocketry Marketing Families



Sirius Elite Mid-Power Series Marketing Family

Sirius	Mid-Power Interrogator	S-0012
--------	------------------------	--------

Sirius Transition Series Marketing Family

Sirius	Interrogator G	S-0015
--------	----------------	--------

US Rockets Marketing Families



USR 6 Inch Marketing Family

USR

Sentra SRB 6”

#1128

USR 12 Inch Marketing Family

USR

Sentra SRB 12”

#1169

USR 18mm Mass Marketing Family

USR

Micro-Sentra SRB

#1181

USR Custom Cluster Marketing Family

USR

Sentra SRB 2.7”

#1187

USR Experimental Rocket Marketing Family

USR

Sentra SRB

#1063

USR Sport and School Marketing Family

USR

Moquito 2.2

#1174

Other Families

Some things are just difficult to categorize any way apart from “other” but they belong together anyway. These families have nothing in common except that they seem to “belong” together.

Egg Lofter Family



The challenge of launching a raw hen’s egg and recovering it safely is one that has long appealed to the rocket community. This family features rockets intended to do just that.

ASC	Hard Boiled	K4
ASC	Preem Palvor	K1
CMR	Double Eggle	C19
CMR	ELO	C3
CMR	Humpty Dumpty (Plastic)	C13
CMR	Humpty Dumpty	C14
CMR	Robin	C9
Estes	(Astron) Scrambler	K-37 or #1237
Semroc	Scrambler	KV-34

Helicopter Duration Family



This family does not include all helicopterter recovery rockets. It does include those rockets designed for helicopter duration competition.

CMR

Helichopper

C18

Goony Family



The original Goonies were from Estes but they morphed and expanded. They are difficult to define but seem to have the BT-60 body tube in common along with a Baby Bertha Nosecone. People love them and hate them but they are goonies all.

Estes	Cloud Hopper	#0851
Excelsior	Der Fat Max	
Excelsior	Der Grosser Vati	
Excelsior	Goony Max	
Excelsior	Goony Ghost	
Excelsior	Goonybird Zero	
Excelsior	Honest Goon	
Excelsior	Polar 1	

Parachute Duration Family



This covers all rockets intended for parachute duration competition.

ASC	Terminus	K5
BMS	Astron Drifter	K14
Centuri	Starfire	KC-12 or #5072
CMR	Break Away	C1
CMR	Paratrooper	C8
CMR	Start	C7
Estes	Astron Drifter	K-14 or #1214
FSI	Sprint	MRK-7 or #1007
Semroc	Starfire	KV-20
Thrustline	Drifter	TACL-010

Scribe Family



There seems to be a fascination with turning writing implements into rockets and launching them. This has been done by several manufacturer. All of these crayons, pencils and pens are lumped together here in the Scribe Family

Art Applewhite Bic Stic

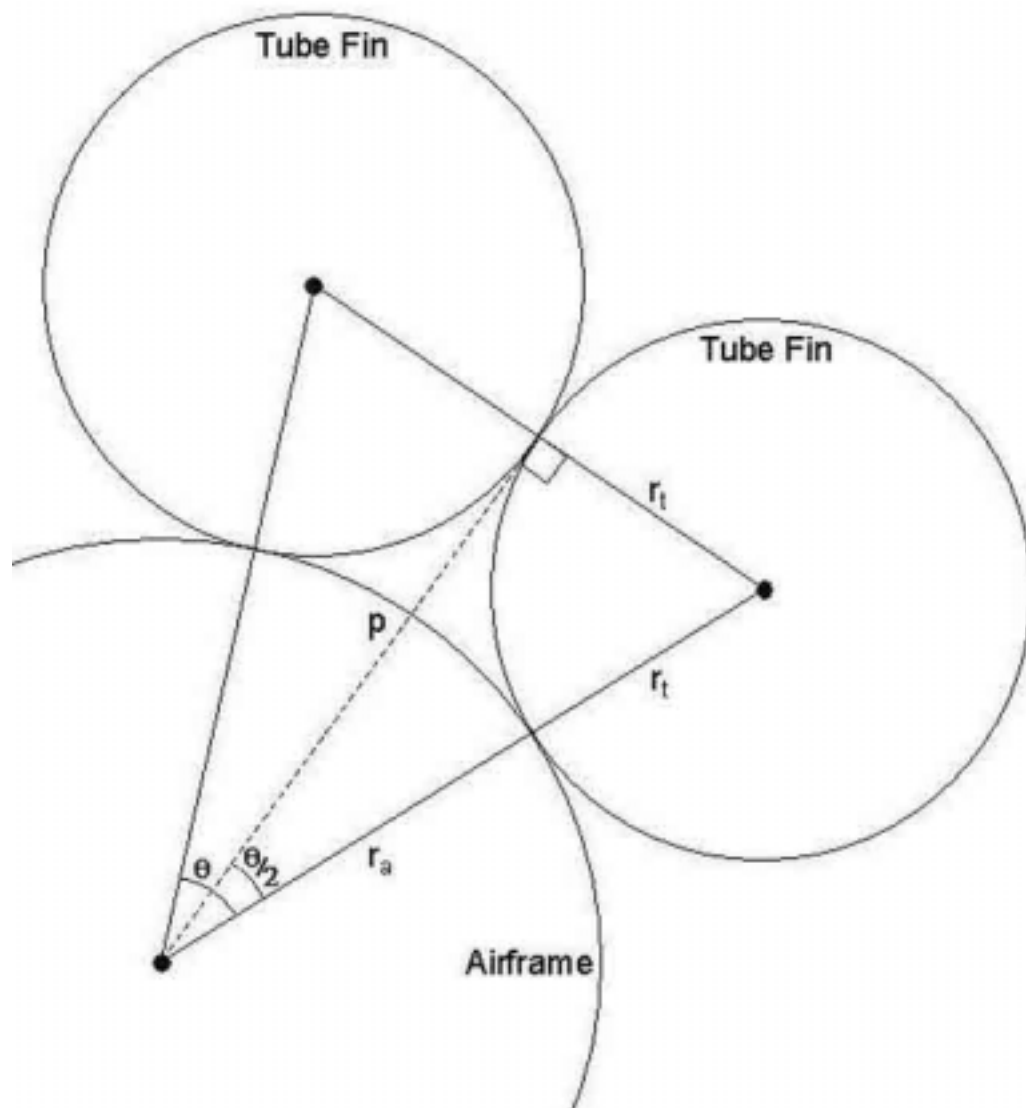
Streamer Duration Family



This covers all rockets designed specifically for streamer duration competition.

ASC	Screamin' Streamer	K3
CMR	Start	C7
CMR	V.I.P.	C11
Estes	(Astron) Sprint	K-49 or #1249
Thrustline	Sprint	TACL-018

Tube Fin Family



Rockets that derive their aerodynamic stability from tubes as opposed to planar fins.

BMS	FSI Viking 1	FSIVK1
Custom	Razor	#10017
Fliskits	Long OverDue	SP008
Fliskits	Mudwasp	MX013
Fliskits	OverDue	OD001
FSI	Viking 1	MRK-9 or #1009
FSI	Viking II	MRK-10 or #1010
FSI	Viking III	MRK-11 or #1011
FSI	Viking IV	MRK-12 or #1012


**FSI
LOC
Neubauer
NewWay
PemTech
PemTech**

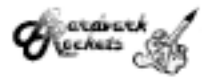
**Viking V
Cyclotron
Super Tube
4 Square
King Kraken
Kraken**

**#1029
PK-47**



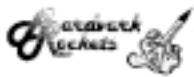
Aardvark Rockets





Master List for **Aardvark Rockets** by Name

Black Brant X



Black Brant X

MODEL NAME: **Black Brant X**

Also known as:

NUMBER:

Introduced:

Final Year:

Designer:

Type: Scale

Motor Mount: 1x29mm

Recovery: Parachute

Stages: 1

Length: 71"

Diameter: 2.6"

Span:

Weight:

Mfg. Description:

Editorial Note:

Catalog Liveries

Web Liveries

Face Card(s)


Instruction Header

Also of interest: (Carde) Black Brant X Sounding Rocket Family



Ace Rocket Mfg.

Ace Rockets
545 N. Orange Grove
San Fernando, CA
91340





Master List for **Ace Rocket Mfg.** by Name

Andante
Mini-Allegro
Shark
Sonic
\Ultra

Andante

ACE ROCKET MFG.

MODEL NAME: **Andante**

Also known as:

NUMBER:

Introduced:

Final Year:

Designer:

Type: Sport

Motor Mount:

Recovery: Parachute

Stages: 1

Length: 42"

Diameter: 2.6"

Span: 8.65"

Weight:

Out
Of
Production

Mfg. Description: The Ace Andante is a classic six fin design for high altitude flights. This high stability rocket was designed as the most reliable kit for low thrust motors like the end burners. Flights to over 2000 ft are possible with F15-4 motors. This kit has been flight tested for drop staging, with F20-0 or F80-0 boosters. Can be modified as an excellent payload rocket. (Ace Catalog)

Editorial Note:

Catalog Liveries



Unknown Catalog

Web Liveries

Face Card(s)

Instruction Header

Also of interest:



Mini-Allegro

MODEL NAME: **Mini-Allegro**

Also known as:

NUMBER:

Introduced:

Final Year:

Designer: Korey Kline

Type: Sport, Cluster

Motor Mount: 4x18mm

Recovery: Parachute

Stages: 1

Length: 37.25"

Diameter: 1.6"

Span: 4.75"

Weight: 12 oz

Mfg. Description:

Editorial Note:



Catalog Liveries

Web Liveries

Face Card(s)



Instruction Header



Also of interest:



Shark

MODEL NAME: **Shark**

Also known as:

NUMBER:

Introduced:

Final Year:

Designer:

Type: Sport

Motor Mount:

Recovery: Parachute

Stages: 1

Length: 36"

Diameter: 4"

Span: 9.25"

Weight:



Mfg. Description: The Ace Shark is designed after the Sears-Haack body of revolution, the most efficient shape for rockets, with its shark like appearance. It is possible to truly combine good looks with high performance. Even with the 4" dia., it still has less drag than a standard 2" model. Flights to 2300 ft are possible with F15-4 motors. Plastic nose cone and boat tail make this kit a pleasure to both build and fly. A real must for any serious rocket collection. (Ace Catalog)

Editorial Note:

Catalog Liveries



Unknown Catalog

Web Liveries

Face Card(s)

Instruction Header

Also of interest:

Sonic

ACE ROCKET MFG.

MODEL NAME: **Sonic** *Also known as:*

NUMBER:

Introduced:

Final Year:

Designer:

Type: Sport

Motor Mount:

Recovery: Parachute

Stages: 1

Length: 34"

Diameter: 4"

Span: 9.25"

Weight:


Out
Of
Production

Mfg. Description: The Ace Sonic is the little brother of the Shark, but with a difference. Thru the use of modern computer science we have been able to optimize the performance. This kit has the lowest drag of any kit available. At .174 CDr computer run simulations show that this kit is capable of speeds approaching mach 1 using a G125 motor. With the 4" maximum dia. this kit will out perform any 2" dia. model.

Due to the high performance of this kit, it is recommended for advanced rocketeers with high thrust experience. (Ace Catalog)

Editorial Note:

Catalog Liveries



Unknown Catalog

Web Liveries

Face Card(s)



Ultra

MODEL NAME: **Ultra**

Also known as:

NUMBER:

Introduced:

Final Year:

Designer:

Type: Sport

Motor Mount:

Recovery:

Stages: 1

Length: 52"

Diameter: 4"

Span: 14"


Weight:



Mfg. Description: The Ace Ultra is designed to be the largest model rocket kit available. Its large simple construction make it an excellent first high power kit. Its super stable design allows a wide variety of motor choices. Flights to 1300 ft. with an F15-4 are possible. This kit has also been flight tested for drop staging using F20-0 or F80-0 as a booster. Its large size provides for slow realistic take offs, a real crowd pleaser at demo launches. (Ace Catalog)

Editorial Note:

Catalog Liveries



Unknown Catalog

Web Liveries

Face Card(s)

Instruction Header

Also of interest:



Advanced Rocketry Group

(ARG)



Master List for **ARG** by Name

Black Brant IV

Convair MX-774 HIROC

Skyprobe

Trident 13

#117-13



Master List for **ARG** by *Number*

#117-13

Trident 13



Convair MX-774 HIROC

MODEL NAME: **Convair MX-774 HIROC**

Also known as:

NUMBER:

Introduced:

Final Year:

Designer:

Type: Scale

Motor Mount: 1x38mm

Recovery: Parachute

Stages: 1

Length: 37.5"

Diameter: 3"

Span: 7.75"

Weight: 32 oz

Mfg. Description: America's first supersonic rocket! Historical scale model, an "in between" vehicle (V-2 and the Atlas), the Convair MX-774 Hiroc.

Our kit contains plastic nose cone, pre-slotted plastic boattail, laser cut centering rings, plywood fins and balsa laminate fins (for that true scale look).

Complete with a 38mm motor mount for the ascent and a highly visible 36" rip stop nylon parachute for the descent.

Spectacular Flights over 1500' on a Pro38 G motor.

Overall length almost 38" tall, with a 3" diameter and a net weight of approximately 650 grams. (ARG 2008 Web Ad)

Catalog Liveries

Web Liveries



2008

Face Card(s)

Also of interest:

Black Brant IV



MODEL NAME: **Black Brant IV**

Also known as:

NUMBER:

Introduced:

Final Year:

Designer:

Type: Scale

Motor Mount:

Recovery: Parachute

Stages: 1

Length: 43"

Diameter: 1.72"

Span:

Weight: 4.6oz/130g

Mfg. Description: 1/10th flying scale model of the Canadian sounding rocket, in Bristol Aerospace Limited's 1960's markings. (ARG 2009 Web Ad)

Catalog Liveries

Web Liveries



2009

Face Card(s)

Also of interest:



Skyprobe

MODEL NAME: **Skyprobe**

Also known as:

NUMBER:

Introduced:

Final Year:

Designer:

Type: Sport, Payload

Motor Mount: 1x29mm

Recovery: Parachute

Stages: 1

Length: 42.5"

Diameter: 2.26"/1.72"

Span:

Weight: 14.2oz/400g.

Mfg. Description: The heavy lift payload carrier rocket with a 2.26" diameter payload section. (ARG 2009 Web Ad)

Catalog Liveries

Web Liveries



2009

Face Card(s)

Also of interest:

Trident 113 (#117-13)



MODEL NAME: **Trident 13**

*Also known as: **Trident 117-13***

NUMBER: #117-13

Introduced:

Final Year:

Designer:

Type: Sport, Cluster

Motor Mount: 3x13mm

Recovery: Parachute

Stages: 1

Length: 21.25"

Diameter: 1.17"

Span:

Weight:

Mfg. Description: The newest introduction and smallest trident in the series (ARG 2009 Web Ad)

Catalog Liveries

Web Liveries




2009

Face Card(s)

Also of interest:

**AERONAUTIC
& SPACE
COMPANY**

**Aeronautic & Space
Company
(ASC)**



About ASC

Hi!

Welcome to our catalog!! You are welcome to browse through the following pages and to window shop. We feel that we have one of the most comprehensive lines of competition and FUN (that is the key word) model rocket kits today. We have a great advantage over other ModRoc companies because we are responsive to YOUR (another key word) ideas and opinions. At ASC if you write a letter to the president, it gets read by him and he gives you a personal reply. He does this because he feels that communicating and exchanging ideas is more important than making a “FAST BUCK”!!!!!! Of course We want and need your business, but we want you, as a rocketeer, to be happy.

Our rockets have been designed by various rocketeers across the country just like you. If you don't like our line of rockets or feel it needs improvements please write and tell us. Or even send in your own designs and if we can use them we will reward you for them. All of our models have won in contests, some have even applied for national records with the NAR.

(Company Catalog Statement 1975)

Master List for **ASC** by Name

Flying Ounce	K2
Hard Boiled	K4
MatterFly	G1
Preem Palvor	K1
Screamin' Streamer	K3
Terminus	K5

Master List for **ASC** by *Number*

G1	MatterFly
K1	Preem Palvor
K2	Flying Ounce
K3	Screamin' Streamer
K4	Hard Boiled
K5	Terminus

Flying Ounce (K2)

AERONAUTIC
& SPACE
COMPANY

MODEL NAME: **Flying Ounce** *Also known as:*

NUMBER: K2

Introduced: 1975

Final Year:

Designer:

Type: Payload

Motor Mount: 1x18mm

Recovery: Parachute

Stages: 1

Length: 11.28"

Diameter:

Span:

Weight: 0.4 oz



Mfg. Description: This superb contest model uses fins that are smaller than most people dare. Die cut, high quality thin plywood fins make this rocket the best in the business. It's super light weight of four tenths of one ounce (without one ounce payload weight) amazes everyone. Its performance is tremendous and its reliability incredible. It features the optimum length of 11.28 inches. The special molded nosecone fits exactly a NAR official lead one ounce payload weight. The Flying Ounce has a 14" diameter parachute that will bring it down safely and gently. It also features a CMR pop launch lug.

We suggest that you use either B3-3X or B3-5X with preference on the B3-3X engines for the first flights. Its bound to make your friends envious of you and win you some trophies. (ASC 1975 Catalog)

Editorial Note:

Catalog Liveries



1975

Face Card(s)

Instruction Header

Also of interest:

Hard Boiled (K4)

MODEL NAME: **Hard Boiled** *Also known as:*

NUMBER: K4

Introduced: 1975

Final Year:

Designer:

Type: Egglofter

Motor Mount: 1x18mm

Recovery: Parachute

Stages: 1

Length:

Diameter:

Span:

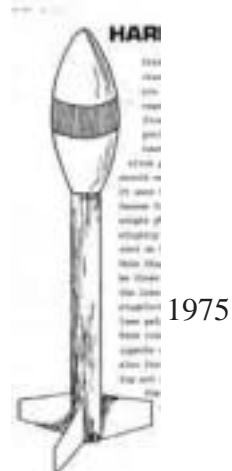
Weight:



Mfg. Description: This rocket is capable of reaching altitudes that you would not believe it capable of. It should be flown with C6-5's for best performance on the whole, however if you put a really slick paint job on yours it should only be flown on C6-7. It uses the trapezoidal fin ASC is famous for. It is made of light weight plywood and is only slightly larger than the fin used on the Screamin' Streamer. This single egg lofter can also be flown using two stages, for the lower stage (JUST the lower stage) order catalog number - S2 (see price list for price). This rocket uses a special nose cone shaped like an egg. It also features a CMR pop launch lug and a 14" chute. A really Fun, Fun, Fun kit that is simple to build and fly. (ASC 1975 Catalog)

Editorial Note:

Catalog Liveries



Face Card(s)

Instruction Header

Also of interest: Egglofter Family

MatterFly (G1)

AERONAUTIC
& SPACE
COMPANY

MODEL NAME: **MatterFly**

Also known as:

NUMBER: G1

Introduced: 1975

Final Year:

Designer: George Gassaway

Type: Boost Glider

Motor Mount:

Recovery: Streamer/Glide

Stages: 1

Length:

Diameter:

Span:

Weight: 0.34 oz



Mfg. Description: The MatterFly was designed in 1972 by George Gassaway and since that day has never failed to place in any contest. The MatterFly weighs only two tenths of one ounce and the pod less than that!!!! It has turned in times of more than 300 seconds. There is only one rocket known to be able to beat this one in competition, and we will be selling it within the next year we hope. This rocket is great for fun flying. picture [sic.] yourself at a public launch just sitting around smiling as your model glides lazily against the clear blue sky. (ASC 1975 Catalog)

Editorial Note:

Catalog Liveries



1975

Face Card(s)

Instruction Header

Also of interest:

242

Preem Palvor (K1)

MODEL NAME: **Preem Palvor** *Also known as:*

NUMBER: K1

Introduced: 1975

Final Year:

Designer: Andy Katz

Type: Egglofter, Cluster

Motor Mount: 1x24mm + 2x18mm

Recovery: Parachute

Stages: 1

Length: 22.75"

Diameter: 2.217"

Span:

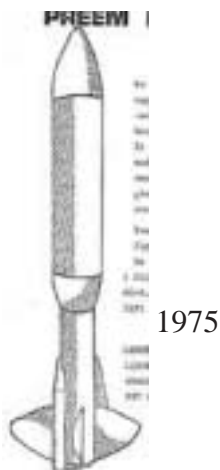
Weight: 4.8 oz



Mfg. Description: The Preem Palvor was designed to carry two (2) Raw Grade A Large eggs to the highest altitude possible and to recover the eggs without haveing [sic.] an omelette on your hands. It is one of our favorite competition models and one of our most spectacular demonstration model [sic.]. A real crowd pleaser and a must for every serious competitor. NOT for beginners!!!! You will find it a very straight flyer to tremendous altitudes. We suggest the use of 1 D12-3 or 1 D12-5 fired in unison with two C6-0. However the D12 alone will lift it and two eggs. (ASC 1975 Catalog)

Editorial Note:

Catalog Liveries



Face Card(s)

Instruction Header

Also of interest: Egglofter Family

Screamin' Streamer (K3)

AERONAUTIC
& SPACE
COMPANY

MODEL NAME: **Screamin' Streamer** *Also known as:*

NUMBER: K3

Introduced: 1975

Final Year:

Designer:

Type: Streamer Duration

Motor Mount:

Recovery: Streamer

Stages: 1

Length:

Diameter: 0.59"

Span:


Weight: 0.2 oz



Mfg. Description: The Screamin' Streamer is a high class, high quality (the best made) streamer duration model that has applied for a national record. It uses our new A.S.C. mini engines, types 1/2A3-3X, A3-6X and B3-7X. It is a true performer using a CMR pop launch lug (INCLUDED) and a lightweight PARABOLIC nose cone (also the best to be found). It has a 10 foot by 4 inch mylar streamer that will keep it up for long enough to win any contest or really impress your friends! This model also features the smallest fins possible, die cut from thin plywood they are perfect trapezoids, THE perfect fin shape! It weighs only two tenths of one ounce and has a diameter of .59" only.
FUNFUNFUNFUNFUNFUNFUNFUNFUNFUN (ASC 1975 Catalog)

Editorial Note:

Catalog Liveries



Face Card(s)

Instruction Header

Also of interest: Streamer Duration Family

Terminus (K5)

MODEL NAME: **Terminus**

Also known as:

NUMBER: K5

Introduced: 1975

Final Year:

Designer:

Type: Parachute Duration

Motor Mount: 1x18mm

Recovery: Parachute

Stages: 1

Length: 11.5"

Diameter:

Span:


Weight: 0.3"



Mfg. Description: Tired of all the competition going around????? Then break out of the ordinary with a Terminus or two. We promise you that when this rocket leaves the pad with a C6-7 thundering inside its body and the 36" parachute pops out and opens up you are in for some of the longest duration time you will ever have (maybe too long)!!!! Of course this kit has all the fantastic features of our competitions kits such as light weight trapezoidal fins, CMR pop launch lug on up to the perfect parabolic nose cone and the huge 36" diameter chute. Just because this kit is great fun is no reason not to enter it in class 2 parachute duration or class 3 parachute duration. It was originally designed as a competition by our R & D crew now in California. If you like a fun rocket don't pass this one up. It is 11 1/2" tall so as for better altitude. It weighs only three tenths of one ounce!!!!!!!!!!!! (ASC 1975 Catalog)

Editorial Note:

Catalog Liveries



1975

Face Card(s)

Instruction Header

Also of interest: Parachute Duration Family

**AEROSPACE
SPECIALITY
PRODUCTS**

Aerospace Specialty Products (ASP)

Aerospace Speciality Products

P.O. Box 1408

Gibsonton, FL 33534

Phone: (813) 741-0032

<http://www.asp-rocketry.com>



About ASP

Thank you for your interest in Aerospace Speciality Products! We manufacture Scale, Competition, Educational and Sport Model Rocket Kits as well as colorful metallized polyester Sport 'Chutes and Hang Time competition recovery devices. Our kits are designed for the modeler who actually likes to build rockets, as opposed to just putting together a totally prefabricated kit - our philosophy is that the more you put into a model, the more pride and enjoyment you get out of it!

We carry a wide variety of top-quality components as well as building and finishing materials. Engines, launch equipment, books, clothing and much more are available as well!

We have been in continuous business under the same ownership for nearly a dozen years, something only a select few speciality rocketry and hobby suppliers can say. We're proud of our quick and reliable service, and even more proud to have been selected as one of the officially recommended vendors for the Team America Rocketry Challenge.

We strive to constantly improve upon our existing products and selection to better serve the rocketry community. We welcome your comments and suggestions as to how we may better serve your needs!

(Company Web Statement 2011)

Master List for **ASP** by Name

Micro Hawk	KHAWK-MM
Micro Jayhawk	
Micro WAC Corporal	KWAC-MM
Stubby	KSTU-13
V2 (24mm)	KV2-24
WAC Corporal (18mm)	KWAC-18
WAC Corporal (38mm)	KWAC-29
WAC Corporal (38mm)	KWAC-38

Master List for **ASP** by Number

KHAWK-MM	Micro Hawk
KSTU-13	Stubby
KV2-24	V2 (24mm)
KWAC-18	WAC Corporal (18mm)
KWAC-29	WAC Corporal (38mm)
KWAC-38	WAC Corporal (38mm)
KWAC-MM	Micro WAC Corporal

Micro Hawk (KHAWK-MM)

**AEROSPACE
SPECIALITY
PRODUCTS**

MODEL NAME: **Micro Hawk** *Also known as:*

NUMBER: KHAWK-MM

Introduced:

Final Year:

Designer:

Type: Scale

Motor Mount: 1x6mm

Recovery: Streamer

Stages: 1

Length: 4.13"/104.8 mm

Diameter: 0.282"/7.16 mm

Span:

Weight: 0.18 oz/5 gm

Mfg. Description: The Hawk (an acronym for "Homing All-the-Way Killer") was created for the US Army in 1954 and put into service in 1959. Designed as an anti-aircraft missile, the Hawk was also sold to many countries, and later has been used as a sounding rocket for research. The model to the right in the picture is the Hawk.

Our Micro kits are designed to use the Quest TM Micro Maxx TM motors. They are all based on our "Minimum Diameter" T-MM body tubes. As a result they will generally fly higher than most of the other models available for the Micro Maxx TM motors. All kits include Kevlar shock cords, metallized polyester streamers (or Break-Apart recovery), water-slide decals and our usual complete instructions. Due to the small parts involved, these kits are not recommended for the first-time modeler. Younger modelers should have the assistance of an adult when trying to construct these small kits. (ASP 2007 Web Ad)

Catalog Liveries

Web Liveries



2007



2010

Face Card(s)

Micro Jayhawk

MODEL NAME: **Micro Jayhawk**

Also known as:

NUMBER:

Introduced:

Final Year:

Designer:

Type: Scale

Motor Mount: 1x6mm

Recovery: Streamer

Stages:

Length:

Diameter:

Span:

Weight:

Mfg. Description: DESC



Catalog Liveries

Web Liveries



2008

Face Card(s)

Micro WAC Corporal (KWAC-MM)

**AEROSPACE
SPECIALITY
PRODUCTS**

MODEL NAME: **Micro WAC Corporal**

Also known as:

NUMBER: KWAC-MM

Introduced:

Final Year:

Designer:

Type: Scale

Motor Mount: 1x6mm

Recovery: Streamer

Stages: 1

Length: 7"/177.8 mm

Diameter: 0.282"/7.16 mm

Span:

Weight: 0.23 oz/6.5 gm

Mfg. Description: The Wac Corporal was the United States first sounding rocket. Seventeen Wac and Wac B rockets were flown from 1945 to 1947. The Wac was launched with the aid of the Tiny Tim solid propellant booster. After the booster burned out, it fell away and the liquid fuel propelled sustainer stage continued its' upward flight.

Although it looks like a two-stage kit, this model is cleverly designed to fly on a single Micro motor.

Our Micro kits are designed to use the Quest TM Micro Maxx TM motors. They are all based on our "Minimum Diameter" T-MM body tubes. As a result they will generally fly higher than most of the other models available for the Micro Maxx TM motors. All kits include Kevlar shock cords, metallized polyester streamers (or Break-Apart recovery), water-slide decals and our usual complete instructions. Due to the small parts involved, these kits are not recommended for the first-time modeler. Younger modelers should have the assistance of an adult when trying to construct these small kits. (ASP 2008 Web Ad)

Catalog Liveries

Web Liveries



2011

Face Card(s)

2 5 2

Also of interest:

Stubby (KSTU-13)

MODEL NAME: **Stubby**

Also known as:

NUMBER: KSTU-13

Introduced:

Final Year:

Designer:

Type: Sport

Motor Mount: 1x13mm

Recovery: Parachute

Stages: 1

Length: 7.25"/18.4 cm

Diameter: 1.637"/41.58 mm

Span:

Weight: 1.5 oz/42.5 gm

Mfg. Description: Cute, fun, easy to build model! Ideal for flying on small fields! Makes a great first or second rocket kit! Designed with the beginner in mind, but it's also a great sport flier for the more experienced modeler.

Features laser-cut balsa fins and balsa nose cone, quick change engine hook and bright parachute recovery. Designed to fly on economical 13 mm "Mini" engines.

Great model to learn basic rocketry modeling. Perfect for school or scout groups - bulk packaging available. (ASP 2011 Web Ad)

Catalog Liveries

Web Liveries



2011

Face Card(s)

V2 (24mm) (KV2-24)

**AEROSPACE
SPECIALITY
PRODUCTS**

MODEL NAME: **V2 (24mm)** *Also known as:*

NUMBER: KV2-24

Introduced:

Final Year:

Designer:

Type: Scale

Motor Mount: 1x24mm

Recovery: Parachute

Stages: 1

Length: 14.125"/35.88 cm

Diameter: 1.637"/41.6 mm

Span:

Weight: 3.7 oz/105 gm

Mfg. Description: The V - 2 ("Vengeance Weapon 2") is perhaps the most famous, and certainly the most infamous, rocket ever built. Designed by Werner von Braun for the Nazi war effort during WWII, the V - 2 was the world's first large liquid-fueled rocket. Originally designated the A - 4, thousands were built by prisoners during the early 1940s. After the war, many captured V - 2s were flown by the U.S. as well as the Soviet Union. Despite its' horrific inception as a weapon of destruction, the V - 2 was the forerunner of all the large liquid-fuel rockets which were to follow.

Our most popular kit! Like our other V - 2 kits, this model has a pre-drilled balsa boattail & balsa nose cone, laser-cut basswood fins and is accurately scaled. Designed primarily to fly on D12 motors, it will also fly "outta - sight" on a composite E! Also flies great on 18mm Bs & Cs with adapter EA18/24 (not included). (ASP 2011 Web Ad)

Catalog Liveries

Web Liveries



2011

Face Card(s)

2 5 4

WAC Corporal (18mm) (KWAC-18)

MODEL NAME: **WAC Corporal (18mm)**

Also known as:

NUMBER: KWAC-18

Introduced:

Final Year:

Designer:

Type: Scale

Motor Mount: 1x18mm

Recovery: Parachute

Stages: 1

Length: 15.75"/40 cm

Diameter: 0.976"/24.8 mm

Span:

Weight: 1.47 oz/42 gm

Mfg. Description: The Wac Corporal was the United States first sounding rocket. Seventeen Wac and Wac B rockets were flown from 1945 to 1947. The Wac was launched with the aid of the Tiny Tim solid propellant booster. After the booster burned out, it fell away and the liquid fuel propelled sustainer stage continued its' upward flight.

This "Fun - Scale" model of America's first Sounding Rocket is easy to build & flies well on A through C motors - perfect for any size field! (ASP 2011 Web Ad)

Catalog Liveries

Web Liveries



2011

Face Card(s)

Also of interest:

WAC Corporal (38mm) (KWAC-29 of KWAC-38)

MODEL NAME: WAC Corporal (38mm)

Also known as:

NUMBER: KWAC-29 or KWAC-38

Introduced:

Final Year:

Designer:

Type: Scale

Motor Mount: 1x38mm with 1x29mm Adapter

Recovery: Parachute

Stages: 1

Length: 43"/109.2 cm

Diameter: 2.65"/67.3 mm

Span:

Weight: 24 oz/680 gm

Mfg. Description: We're sure that this version of the ever-popular WAC Corporal will soon be one of our top-sellers! Custom turned hard balsa nose cone and boattail, laminated, easily shaped fins along with plastic and wood conduit make this a model that looks and flies like a dream! Although designed primarily for 29mm F and G engines, this model has a main 38mm mount and is fully capable of flying on higher impulse engines. An adapter is included to fly 29mm engines (ASP Catalog 7)

=====

The Wac Corporal was the United States first sounding rocket. Seventeen Wac and Wac B rockets were flown from 1945 to 1947. The Wac was launched with the aid of the Tiny Tim solid propellant booster. After the booster burned out, it fell away and the liquid fuel propelled sustainer stage continued its' upward flight.

At 2.6" in diameter and over 3 1/2 feet tall, we're sure that this version of the ever-popular WAC Corporal would be a welcome addition to anyones rocket fleet! Custom turned hard balsa nose cone and boattail, laminated, easily shaped fins along with plastic and wood conduit make this a model that looks and flies like a dream! Although designed primarily for 29mm F and G engines, this model has a main 38mm engine mount and is fully capable of flying on higher impulse engines. An adapter is included to fly 29mm engines. (ASP 2013 Web Ad)

Editorial Note: This rocket is listed in the ASP Catalog 7 as KWAC-29 and on their website as KWAC-38.

Catalog Liveries



Catalog 7

Web Liveries



2013

Face Card(s)

Instruction Header(s)

Also of interest: WAC Corporal Sounding Rocket Family



Aerotech Consumer Aerospace

AeroTech Consumer Aerospace Division

RCS Rocket Motor Components, Inc.

2113 W. 850 N. Street

Cedar City, UT 84721

By telephone: 1-435-865-7100

By fax: 1-435-865-7120

<http://www.aerotech-rocketry.com>



About AeroTech

After the acquisition, AeroTech began to design and develop an advanced line of rocket kits, ground support equipment, igniters and propellant formulations for the "E" through "G" segment of the hobby rocket market. These products were designed to be innovative, durable, easy to assemble with precision, of high quality and with large-rocket adult appeal. AeroTech received a number of patents for these design innovations. The new products first began to be introduced at the end of 1989.

In 1990, AeroTech debuted the revolutionary "RMS™" or Reloadable Motor System™ to the high-power (initially "H" through "K" class) hobby rocket motor market, under the ISP trade name. The RMS was partly based on work that had been performed by ISP during the development of man-rated parachute extraction systems for light aircraft. RMS, then a breakthrough technology, consists of a reusable aluminum alloy casing and separate solid propellant "reload kits". For the first time, hobbyists could fly their rockets for about 1/2 the cost per flight of single-use motors. In 1991, the reloadable motor concept was expanded to include the model rocket portion of the market as well.

In 1995, AeroTech introduced its "RMS/Hybrid™" line of hybrid rocket motors to the high-power rocket motor market. These nitrous oxide and cellulose-fueled reloadable motors offered an alternative to the traditional solid propellant technology and have a per-flight cost of about 1/2 that of solids. AeroTech received a patent for the pyrotechnic valve technology used in the RMS/Hybrid motor in 1996. The hybrid product line was later expanded to include a variation of the hybrid technology that AeroTech has dubbed "RMS/Turbo™". RMS/Turbo combines nitrous oxide injection with a fuel-rich conventional solid propellant for a significant boost in delivered performance at a slightly increased cost per flight.

In 1997, AeroTech introduced the "Econojet" line of single-use motors. AeroTech combined features of performance, design and packaging in the Econojets to create a line of motors that could be sold at a price point midway between its traditional single-use motors and RMS reload kits.

In November 1999, AeroTech was acquired by RocketAdventure, an investment partnership formed by Ken Biba, Dr. Michael Reiner and John Coker, and later joined by Dirk Gates. Also in November, AeroTech introduced its first new kit in several years, the 4" diameter "G-Force", and expanded the Econojet line with the F23 and G38 "Black Max" propellant motors.

In 2000, AeroTech announced two major upgrades to its line of high power RMS motors, the RMS-Plus™ advanced delay sealing system and the FirstFire™ two-lead

igniter. AeroTech and Dr. Franklin Kosdon revealed that an agreement was reached whereby AeroTech would manufacture the Kosdon TRM™ line of reloadable motors under an exclusive licensing arrangement. AeroTech expanded its website to include instructional videos in QuickTime format to assist customers in the assembly of its products. In addition, AeroTech announced the upcoming availability of its new Redline™ propellant formulation.

In May of 2001, AeroTech introduced the Sumo, its second 4" diameter kit and the first to be "convertible" for the use of high power motors. Throughout the Summer of 2001, AeroTech released the previously announced Kosdon TRM™ line under the "Kosdon by AeroTech™" (KBA™) trade name, as well as the Redline™ propellant high power reloads in a wide variety of motor sizes.

On October 15, 2001 AeroTech suffered two devastating fires, the second of which completely destroyed the 1955 South Palm St. propellant and motor manufacturing facilities. Plans were quickly made to rebuild the plant and a suitable site was located in nearby Cedar City, UT. AeroTech initiated construction in early 2002, and the first shipments began from the new facility in April of 2003. Shortly after the fire, AeroTech forged a business relationship with Ellis Mountain Rocket Works of Jacksonville, TX to produce many of its products under a contract manufacturing arrangement.

In April of 2004, the intellectual and physical assets of AeroTech and ISP were purchased by RCS Rocket Motor Components (RCS), Inc., a Utah corporation. RCS initiated the manufacturing of AeroTech and ISP products under the "AeroTech Consumer Aerospace", "Econojet", "Kosdon by RCS", "Industrial Solid Propulsion" and "ISP" brand names.

AeroTech has been producing rocket motors for the motion picture special effects industry since the early 1980's. AeroTech rocket motors have been featured in numerous motion pictures since then, and you can look for them in "Iron Eagle", Delta Force 2", "Tank Girl", "Star Trek: Generations," "Tomorrow Never Dies," and "October Sky". AeroTech also supplies rocket motors to educational institutions and rocket parts to other hobby rocket kit manufacturers. AeroTech kits and motors have been featured in a National Geographic article and PBS television show on thunderstorm research, a Travel Channel special on Ray Halm's "Aries" project, a "Junkyard Wars" episode and a Discovery Channel "Mythbusters" program on the legend of Wan Hu.

The core strength of AeroTech's product line is its composite propellant rocket motor technology. Compared to conventional black powder propellant, composite propellant can produce up to three times the power for the same propellant weight. In addition, composite propellant technology permits the creation of rocket motors with



performance characteristics and sound and visual effects not possible with black powder propellant technology.

Since its founding in 1982, AeroTech has grown to become the largest supplier of "D" through "G" power composite model rocket motors, mid-power rocket kits and related products and "H" through "N" high power rocket motors in the world.

(Company Web Statement 2011)



Master List for Aerotech by Name

Arreaux	#89013
Astrobee D	#89015
Barracuda	#89020
Cheetah	#89016
G-Force	#89021
HV Arcas	#89012
Initiator	#89011
IQSY Tomahawk	#89014
Mirage	#89019
Mustang	#89010
Phoenix	#91010
Stong Arm	#89017
Sumo	#89024
Wart-Hog	#89018



Master List for **Aerotech** by Number

#89010	Mustang
#89011	Initiator
#89012	HV Arcas
#89013	Arreaux
#89014	IQSY Tomahawk
#89015	Astrobee D
#89016	Cheetah
#89017	Strong Arm
#89018	Wart-Hog
#89019	Mirage
#89020	Barracuda
#89021	G-Force
#89024	Sumo
#91010	Phoenix

Arreaux (#89013)



MODEL NAME: **Arreaux**

Also known as:

NUMBER: #89013

Introduced: 1989

Final Year:

Designer:

Type: Sport, Payload

Motor Mount: 1x29mm

Recovery: Parachute

Stages: 1

Length: 43"

Diameter: 1.9"

Span:

Weight:

Mfg. Description: The perfect rocket to carry a variety of payloads. Launch altimeters, accelerometers, and other experimental projects. Try flying an egg and recovering it unbroken. (Aerotech 1990 Catalog)

=====

This is the secret: ARREAUX is pronounced "aero" as in "AEROTECH". This trademark design rocket is just the ticket to carry a variety of payloads: launch altimeters, accelerometers, and other experimental projects. Try flying an egg and recovering it unbroken. (AeroTech 1992 Catalog)

=====

Our trademark rocket. Pronounced "aero," the Arreaux's payload section makes it perfect for lofting altimeters, accelerometers, and other experimental projects. With "G" powered flights approaching 3000 feet, this rocket cranks! (Aerotech 2013 Web Ad)

Catalog Liveries



1990



1992



2007



Face Card(s)

Instruction Header(s)



Astrobee D (#89015)



MODEL NAME: **Astrobee D** *Also known as:*

NUMBER: #89015

Introduced: 1989

Final Year:

Designer: Dan Meyer, Marc McReynolds

Type: Scale

Motor Mount: 1x29mm

Recovery: Parachute

Stages: 1

Length: 68"/173 cm

Diameter: 2.6"/6.7 cm

Span:

Weight: 28oz/790gms

Mfg. Description: The largest rocket in the AeroTech line - nearly 6 feet tall! This scale model is almost one-half the size of the real sounding rocket. Impressive flights! Molded fins have beautiful precision airfoils. Detailed blueprint. (AeroTech 1990 Catalog)

=====

This is the rocket you've been waiting for. Our phone has been ringing off the hook with people calling to make sure we bring out "The D". Nearly 6 feet tall, this scale model is almost one half the size of the real sounding rocket. The D is impressive -- on the pad and in flight. Molded plastic fins have beautiful precision scale airfoils. Comes with a detailed blueprint. (Aerotech 1992 Catalog)

=====

This is the rocket you've been waiting for. Nearly 6 feet tall, this scale model is almost one-half the size of the real sounding rocket. The D is impressive--on the pad and in flight. Molded plastic fins have beautiful precision scale airfoils. Comes with a detailed blueprint. (AeroTech 2013 Web Ad)

Editorial Note:

Catalog Liveries



1990



1992

Web Liveries



2013

Face Card(s)

Instruction Header(s)



Also of interest: Astrobee Sounding Rocket Family



Barracuda (#89020)

MODEL NAME: **Barracuda**

Also known as:

NUMBER: #89020

Introduced: 1992

Final Year:

Designer: Bob Sanford

Type: Sport

Motor Mount: 1x29mm

Recovery: Parachute

Stages: 1

Length: 56"/142 cm

Diameter: 1.9"/4.7 cm

Span:

Weight: 14oz/400gms

Mfg. Description: Sleek, slender and over 4 feet long, BARRACUDA is sure to grab the attention of your friends at the launch field. A look that emphasizes its high flying potential. Flights are majestic. (Aerotech 1992 Catalog)

=====

Sleek, slender and over 4 feet tall, the Barracuda is sure to impress everyone with its standout good looks and majestic flights. As with all our kits, the features include molded fins and nose cone, and a no-wadding ejection system! (Aerotech 2013 Web Ad)

Editorial Note:

Catalog Liveries



1992

Web Liveries



2013

Face Card(s)

Instruction Header(s)



Also of interest:



Cheetah (#89016)

MODEL NAME: **Cheetah**

Also known as:

NUMBER: #89016

Introduced: 1992

Final Year:

Designer: Bob Sanford

Type: Sport

Motor Mount: 1x29mm

Recovery: Parachute

Stages: 1

Length: 32"/81 cm

Diameter: 1.9"/4.7 cm

Span:

Weight: 10oz/280gms

Mfg. Description: Like its namesake, this rocket is simply fast! If speed and altitude are what you're after, then CHEETAH is for you. Fly it with a wide variety of motors. A parachute brings this cat right back home. Our highest flying kit. (Aerotech 1992 Catalog)

=====

Like its namesake, this rocket is simply fast! The Cheetah is also AeroTech's altitude champ, soaring to over 3000 feet on "G" power. Our patented no-wadding ejection system and nylon parachute bring this cat back home flight after flight. (Aerotech 2013 Web Ad)

Editorial Note:

Catalog Liveries



1992

Web Liveries



2013

Face Card(s)

Instruction Header(s)



Also of interest:



G-Force (#89021)

MODEL NAME: **G-Force**

Also known as:

NUMBER: #89021

Introduced:

Final Year:

Designer:

Type: Sport

Motor Mount: 1x29mm

Recovery: Parachute

Stages: 1

Length: 60"

Diameter: 4"

Span:

Weight: 32 oz

Mfg. Description: This kit stands over five feet tall! Featuring a big, four inch diameter, the G-Force provides spectacular, slow lift-offs when powered by Aerotech "G" motors. (2007-08 Aerotech Catalog)

Catalog Liveries



2007

Web Liveries



2012

Face Card(s)

Also of interest:



HV Arcas (#89012)

MODEL NAME: **HV Arcas**

Also known as:

NUMBER: #89012

Introduced: 1989

Final Year:

Designer: Dan Meyer , Marc McReynolds

Type: Scale

Motor Mount: 1x29mm

Recovery: Parachute

Stages: 1

Length: 56"

Diameter: 2.6"

Span:

Weight: 22 oz

Mfg. Description: This replica of the high-velocity version of the ARCAS sounding rocket is nearly 60% the size of the real one! Complete with a detailed blueprint. (1990 Aerotech Catalog)

=====

This replica of the high-velocity version of the ARCAS sounding rocket is nearly 60% the size of the real one! The ARCAS' precision scale molded fins reflect details right down to the bolt head. Complete with a detailed blueprint and data plate. (1992 Aerotech Catalog)

=====

This replica is 60% the size of the actual high velocity Arcas sounding rocket and features precision molded fins, authentic decals, a data plate and detailed engineering blue-print. (2007-08 Aerotech Catalog)

=====

This replica of the high-velocity version of the Arcas sounding rocket is nearly 60% the size of the real one! The Arcas' precision scale molded fins reflect details right down to the bolt head. Complete with detailed blue print and data plate. (AeroTech 2013 Web Ad)

Catalog Liveries



1990



1992



2007

Web Liveries



2013

Face Card(s)

Instruction Header(s)



Also of interest: ARCAS Sounding Rocket Family



Initiator (#89011)

MODEL NAME: Initiator

Also known as:

NUMBER: #89011

Introduced: 1989

Final Year:

Designer: Bob Sanford

Type: Sport

Motor Mount: 1x29mm

Recovery: Parachute

Stages: 1

Length: 39"

Diameter: 2.6"

Span:

Weight: 14 oz

Mfg. Description: The innovative, versatile and durable introduction to advanced model rocket design. Large colorful adhesive decals. (1990 Aerotech Catalog)

=====

The INITIATOR established AEROTECH's reputation for innovation and versatile advanced rocket design. Large, colorful, adhesive decals and molded plastic fins make it easy for you to achieve great looking results. (Aerotech 1992 Catalog)

=====

Itching to fly F and G motors? The Initiator is simply the best big rocket to build first. It features molded fins, beautiful color coordinated decals, and no-wadding ejection system. An impressive 3 feet tall, the Initiator is one gorgeous rocket. (Aerotech 2013 Web Ad)

Catalog Liveries



1990



1992



2007

Web Liveries



2013

Face Card(s)

Instruction Header(s)



Also of interest: Enertek: Initiator Family



IQSY Tomahawk (#89014)

MODEL NAME: **IQSY Tomahawk**

Also known as:

NUMBER: #89014

Introduced: 1989

Final Year:

Designer:

Type: Scale

Motor Mount: 1x29mm

Recovery: Parachute

Stages: 1

Length: 41"

Diameter: 1.9"

Span:

Weight: 11oz

Mfg. Description: A detailed scale model of a sounding rocket used for scientific studies. The blueprint that comes with the kit shows scale details and color patterns. (Aerotech 1990 Catalog)

=====

A detailed scale model of a sounding rocket used for scientific studies. If you've never built a scale model before, the TOMAHAWK is a great place to start. The blueprint that comes with the kit shows scale details and color patterns. This rocket turns in beautiful flights. (Aerotech 1992 Catalog)

=====

If you have never built a scale model before, the Tomahawk makes the perfect first project. Loaded with striking detail and E, F, and G power capable, this is one scale model that flies like a real sounding rocket. (Aerotech 2013 Web Ad)

Editorial Note:

Catalog Liveries



1990



1992

Web Liveries



2013

Face Card(s)

Instruction Header(s)



Also of interest: (Sandia) D-Region Tomahawk Sounding Rocket Family



Mirage (#89019)

MODEL NAME: **Mirage**

Also known as:

NUMBER: #89019

Introduced: 1992

Final Year:

Designer: Bob Sanford

Type: Sport

Motor Mount: 1x29mm

Recovery: Parachute

Stages: 1

Length: 87"/220 cm

Diameter: 2.6"/6.7 cm

Span:

Weight: 31oz/880gms

Mfg. Description: Seeing is believing - not just a mirage - it's a dream come true! This rocket is big! But don't let its size scare you. Like all our rocket kits, MIRAGE is easy to build. The molded fins have more angles and planes than ever seen on a sport rocket. Liftoffs are slow and majestic. (Aerotech 1992 Catalog)

=====

For those who want to fly a really big rocket, the Mirage is it! Lift-offs are impressively slow and realistic when this 7 foot monster roars off the pad on "G" power. Recovery is on two big nylon parachutes. (Aerotech 2103 Web Ad)

Editorial Note:

Catalog Liveries



1992

Web Liveries



2013

Face Card(s)

Instruction Header(s)



Also of interest:



Mustang (#89010)

MODEL NAME: **Mustang**

Also known as:

NUMBER: #89010

Introduced: 1989

Final Year:

Designer: Scott Pearce

Type: Sport

Motor Mount: 1x29mm

Recovery: Parachute

Stages: 1

Length: 31"

Diameter: 1.9"

Span:

Weight:

Mfg. Description: Sleek, high performance design. The MUSTANG produces impressive, high speed flights that can reach altitudes of 3,300 feet. Durable polymer fins with precision molded airfoils. (Aerotech 1990 Catalog)

=====

The MUSTANG's sleek, high performance design produces great high speed flights that can go to 3,300 feet (1,010 m). Precision molded airfoils make it easy to obtain a beautiful finish. Sure beats shaping, filing and sanding wood fins! Flies great with "E", "F" or "G" power. (Aerotech 1992 Catalog)

=====

3,000 foot flights, striking self-adhesive graphics, molded fins, and a durable nylon parachute give the Mustang performance and value that can't be equaled in any other mid-power rocket kit. (Aerotech 2013 Web Ad)

Editorial Note:

Catalog Liveries



1990



1992

Web Liveries



2013

Face Card(s)

Instruction Header(s)



Also of interest:



Phoenix (#91010)

MODEL NAME: **Phoenix**

Also known as:

NUMBER: #91010

Introduced: 1991

Final Year:

Designer: Bob Sanford

Type: Rocket Glider

Motor Mount: 1x32mm

Recovery: Glide

Stages: 1

Length:

Diameter:

Span: 50"

Weight: 25 oz



Mfg. Description: PHOENIX is a high performance, rocket launched, fully aerobatic glider. An AEROTECH Reloadable Motor System (RMS) rocket motor provides a low cost, high speed launch to 1,000 feet (300 meters) in altitude. PHOENIX's launch is smooth and precise, transitioning to graceful aerobatics during the glide. The PHOENIX pilot uses aileron, elevator and rudder controls for fully aerobatic performance. PHOENIX is intended for the experienced R/C pilot looking for new excitement in the hobby. R/C pilots will enjoy a high L/D and a large speed range during glide. With a balsa sheet/foam core wing and light weight design, PHOENIX is strong enough for all normal flight loads while being light enough for good performance. Special attention has been given to preventing control surface flutter.

Each PHOENIX comes with a reusable AEROTECH RMS-RC 32/60-100 motor, designed especially for rocket gliders. Simply install an inexpensive propellant module and the PHOENIX is ready for flight! (Aerotech 1992 Catalog)

Editorial Note:

Catalog Liveries



1992

Web Liveries

Face Card(s)

Instruction Header(s)

Also of interest:

Strong Arm (#89017)

MODEL NAME: Strong Arm

Also known as:

NUMBER: #89017

Introduced: 1992

Final Year:

Designer: Bob Sanford

Type: Pseudo Scale

Motor Mount: 1x29mm

Recovery: Parachute

Stages: 1

Length: 44"

Diameter: 2.6"

Span:

Weight: 18 oz

Mfg. Description: Styled after the real military Standard ARM missile, this rocket is a real attention grabber. Fins and strakes are molded plastic to make assembly easy and to give a great finish. Comes with lots of decals to give the Strong Arm just the right look. (Aerotech 1992 Catalog)

=====

Featuring molded plastic fins and strakes, a huge self-adhesive decal sheet, and the styling of the Navy's Standard ARM missile, the Strong Arm is as beautiful to look at as it is to fly. (Aerotech 2013 Web Ad)

Catalog Liveries



1992



2007

Web Liveries



2007

Face Card(s)

Instruction Header(s)



Also of interest: Enertek: Strong Arm Family



Sumo (#89024)

MODEL NAME: Sumo *Also known as:*

NUMBER: #89024

Introduced:

Final Year:

Designer:

Type: Sport

Motor Mount: 1x29mm

Recovery: Parachute

Stages: 1

Length: 39"

Diameter: 4"

Span:

Weight: 32 oz

Mfg. Description: For those who love to see a short, fat rocket with slow lift offs, this is it! A big, 4 inch diameter kit with impressive decals, the Sumo really stands out! (Aerotech 2007-2008 Catalog)

Catalog Liveries



Web Liveries

Face Card(s)

Also of interest:

Wart Hog (#89018)



MODEL NAME: **Wart Hog**

Also known as: Warthog

NUMBER: #89018

Introduced: 1992

Final Year:

Designer: Bob Sanford

Type: Sport

Motor Mount: 1x29mm

Recovery: Parachute

Stages: 1

Length: 37"

Diameter: 2.6"

Span:

Weight: 14 oz

Mfg. Description: Not exactly an aerodynamic beauty, but it's a lot of fun to build and fly. WAR-THOG borrows design features from a number of missiles and research rockets to give a "special" look. Finish the way you see here or use the multitude of decals to reflect your own unique style. (AeroTech 1992 Catalog)

=====

As tough and stout as its namesake, the Aerotech Wart-Hog blends E, F, and G performance with the construction convenience of molded fins and self-adhesive decals to create a large rocket of a different breed. (Aerotech 2007-2008 Catalog)

Catalog Liveries



1992



2007

Web Liveries

Face Card(s)

Also of interest:

290



Always Ready Rocketry (ARR)

Always Ready Rocketry

Dave Ebersole

314 Myrtle street

Mount Vernon, WA 98273

360-336-3533

sales@alwaysreadyrocketry.com

<http://www.alwaysreadyrocketry.com>



About ARR

I, like a lot of other rocket enthusiasts, got interested in model rocketry when my son, Mike, was in middle school. After building and launching a series of Estes kits in our 3 acre field south of Mount Vernon, Washington, the rocketry hobby fell victim to the reality of not enough time, and insufficient funding, to pursue it any further. After seeing a documentary on the Discovery Channel about launching outhouses and bowling balls in a Midwest field, the spark was again ignited. I looked for a local club here in Northwest Washington. I found and joined the WA Aerospace Club and got really hooked after meeting a great group of creative and excited members. I became a "Born Again Rocketeer".

One of the members I met was John Hawkins. He is a skilled builder and good teacher. He encouraged me and pushed me into attending my first and the largest WAC launch of the year. "Fire in the Sky 2010" was held on the Memorial Day Weekend in the town of Mansfield, Washington. At that launch, with John's help, I certified Level 1 on a modified AeroTech Initiator with an H123W.

During my own building experience and with the lack of a local source of building supplies, I decided to add rocketry supplies to my existing brick & mortar business of almost 20 years, Skagit Lapidary Supply. On July 5th, 2010, Skagit Rocketry was born. I was looking to offer support to the local fliers that helped me get into this hobby.

I wanted to sell Blue Tube because of its strength and affordable price, so I applied to become a Blue Tube dealer and the rest is, as they say, history. I liked the product so much, when an opportunity arose, I bought the company. ARR is now located south of Mount Vernon, Washington.

Yes, like Randy, I too am passionate about Rocketry. Yes, I'm an addict and getting more addicted. Not much has changed. I plan to carry on the legacy of the company that Randy started. You will still find the most common items needed to build and fly rockets right here. Products by LOC, AeroTech and TopFlite, surplus items, the now famous Blue Tube 2.0 airframes and couplers. EX supplies, casting tubes and liners, along with new additions like CNC cut custom fins and centering rings.

We are always interested in adding new products, so send us your suggestions.

Sincerely,

Dave Ebersole

"May all your flights be high, and landings gentle".

(Company Web Statement 2011)



Master List for **ARR** by Name

Basic Blues 38
Basic Blues 3
Basic Blues 4
Predator Jr.

Basic Blues 38



MODEL NAME: **Basic Blues 38**

Also known as:

NUMBER:

Introduced:

Final Year:

Designer:

Type: Sport

Motor Mount: 1x29mm

Recovery: Parachute

Stages: 1

Length: 44"

Diameter: 38mm

Span:

Weight: ~22 oz

Mfg. Description: Introducing the next line in rocketry kits from ARR, "Basic Blues" a line of economy 3FNC kits for the builder who just want a good solid basic barebones kit featuring Blue Tube 2.0! These rockets all consist of a single deploy configuration with a beautiful 5:1 Ogive plastic nose cone, classic swept fin design, CNC slotted airframes and no hardware or recovery components. You can purchase the electronics bays featured on this site to go along with it, as well as the chutes and shock cords separately, or use your own! Also note that several of the full retail packaged kits below are also offered in a "Basic Blues" configuration as well!

NOTE: When you purchase a Basic Blues kit and an Ebay, the coupler and bulkhead are not used in that configuration. (ARR 2012 Web Ad)

Editorial Note:

Web Liveries



2011

Face Card(s)

Instruction Header

Also of interest: ARR Basic Blues Family

294



Basic Blues 3

MODEL NAME: **Basic Blues 3** *Also known as:*

NUMBER:

Introduced:

Final Year:

Designer:

Type: Sport

Motor Mount: 1x28mm or 1x54mm

Recovery: Parachute

Stages: 1

Length: 63"

Diameter: 3"

Span:

Weight: ~42 oz

Mfg. Description: Introducing the next line in rocketry kits from ARR, "Basic Blues" a line of economy 3FNC kits for the builder who just want a good solid basic barebones kit featuring Blue Tube 2.0! These rockets all consist of a single deploy configuration with a beautiful 5:1 Ogive plastic nose cone, classic swept fin design, CNC slotted airframes and no hardware or recovery components. You can purchase the electronics bays featured on this site to go along with it, as well as the chutes and shock cords separately, or use your own! Also note that several of the full retail packaged kits below are also offered in a "Basic Blues" configuration as well!

NOTE: When you purchase a Basic Blues kit and an Ebay, the coupler and bulkhead are not used in that configuration. (ARR 2012 Web Ad)

Editorial Note:

Web Liveries



2011

Face Card(s)

Instruction Header

Also of interest: ARR Basic Blues Family

Basic Blues 4



MODEL NAME: **Basic Blues 4** *Also known as:*

NUMBER:

Introduced:

Final Year:

Designer:

Type: Sport

Motor Mount: 1x54mm

Recovery: Parachute

Stages: 1

Length: 60"

Diameter: 4"

Span:

Weight: ~60 oz

Mfg. Description: Introducing the next line in rocketry kits from ARR, "Basic Blues" a line of economy 3FNC kits for the builder who just want a good solid basic barebones kit featuring Blue Tube 2.0! These rockets all consist of a single deploy configuration with a beautiful 5:1 Ogive plastic nose cone, classic swept fin design, CNC slotted airframes and no hardware or recovery components. You can purchase the electronics bays featured on this site to go along with it, as well as the chutes and shock cords separately, or use your own! Also note that several of the full retail packaged kits below are also offered in a "Basic Blues" configuration as well!

NOTE: When you purchase a Basic Blues kit and an Ebay, the coupler and bulkhead are not used in that configuration. (ARR 2012 Web Ad)

Editorial Note:

Web Liveries



2011

Face Card(s)

Instruction Header

Also of interest: ARR Basic Blues Family

296



Predator Jr.

MODEL NAME: **Predator Jr.**

Also known as:

NUMBER:

Introduced:

Final Year:

Designer:

Type: Sport, Altitude

Motor Mount: 1x54mm

Recovery: Dual Deploy Parachute

Stages: 1

Length: 65"

Diameter:

Span:

Weight: ~4 lbs.

Mfg. Description: These quasi-minimum diameter kits feature the high quality Acme fin cans nested INSIDE the next size up laser slotted airframe. These kits come fully dual deploy ready with electronics bays and have the longest motor mount tubes available in a kit to accommodate the 54mm Loki L1500 (Predator 10k) and the Aerotech J510W (Predator Jr.) for amazing altitude and velocity. These kits come with a SHRED WARRANTY too. (ARR 2011 Web Ad)

Catalog Liveries

Web Liveries




2011

Face Card(s)

Also of interest:



American Alliance Rocketry





Master List for **American Alliance** by Name

Avenger	F2
Emulator	NB5

Master List for **American Alliance** by *Number*

F2	Avenger
NB5	Emulator

Avenger (F2)



MODEL NAME: **Avenger**

Also known as:

NUMBER: F2

Introduced:

Final Year:

Designer:

Type: Exotic

Motor Mount: 1x24mm

Recovery: Parachute

Stages: 1

Length:

Diameter:

Span:

Weight:

Mfg. Description:

Web Liveries



2009

Face Card(s)

Also of interest:



Emulator (NB5)

MODEL NAME: **Emulator**

Also known as:

NUMBER: NB5

Introduced:

Final Year:

Designer:

Type: Sport

Motor Mount: 1x24mm

Recovery: Triple Rear Ejection Parachute

Stages: 1

Length:

Diameter:

Span:

Weight:

Mfg. Description:

Catalog Liveries


Web Liveries




2009

Face Card(s)

Also of interest:



AMROCS





Master List for **AMROCS** by Name

Liberty Bell	K-1
Scorpion	K-2
Wombat	K-5

Master List for **AMROCS** by *Number*

K-1	Liberty Bell
K-2	Scorpion
K-5	Wombat

Liberty Bell (K-1)



MODEL NAME: **Liberty Bell** *Also known as:*

NUMBER: K-1

Introduced: 1965

Final Year: 1969

Designer:

Type: Sport

Motor Mount:

Recovery: Tumble

Stages: 1

Length: 5.5"

Diameter: 0.75"

Span:


Weight: 2.3 oz



Mfg. Description: Rugged, high performance bird good for the beginner as well as a contest entry. Hardwood fins are pre-cut to speed construction. Hardwood cone takes a lot of punishment. (AMROCS 1967 Catalog)

Editorial Note:

Catalog Liveries



1967

Web Liveries

Face Card(s)

Instruction Header

Also of interest:



Scorpion (K-2)

MODEL NAME: **Scorpion**

Also known as:

NUMBER: K-2

Introduced: 1965

Final Year: 1969

Designer:

Type: Sport

Motor Mount:

Recovery: Streamer

Stages: 1

Length: 15.3"

Diameter: 0.75"

Span:

Weight: 0.68 oz



Mfg. Description: This all purpose rocket, with streamer recovery, will last through many flights and will fly straight as an arrow. This bird is ideal for testing rocket characteristics and can be fitted with a payload section or our new AMROC ACCELEROMETER. The 3 1/2 inch hardwood nose cone adds durability as well as beauty to this simple kit. (AMROCS 1967 Catalog)

Editorial Note:

Catalog Liveries



1967

Web Liveries

Face Card(s)

Instruction Header

Also of interest:

Wombat (K-5)



MODEL NAME: **Wombat**

Also known as:

NUMBER: K-5

Introduced: 1965

Final Year: 1969

Designer:

Type: Boost Glider

Motor Mount: 1x18mm

Recovery: Glide

Stages: 1

Length: 8.7"

Diameter: 0.75"

Span: 5.4"

Weight: 0.5 oz



Mfg. Description: The simplicity of this rocket glider makes it ideal as a first boost glider for the new rocketeer or as a quick-to-build contest bird for the more experienced modeler. Due to its design, it can fly even in stiff breezes and is built to take a beating. Containing only 9 pieces (none of them moveable) this glider can be flown less than an hour after construction is started. Weighing about .5 ounces after painting, this glider will fly to amazing heights for long glides and spectacular flights. Complete instructions which include alterations so the glider conforms to NAR rulings. (AMROCS 1967 Catalog)

Editorial Note:

Catalog Liveries




1967

Web Liveries

Face Card(s)

Instruction Header



Also of interest:



Apogee Components

Apogee Components
3355 Fillmore Ridge Heights
Colorado Springs, CO, 80907

Tel: (719) 535-9335

Fax: (719) 534-9050

<http://www.apogeerockets.com/>



About Apogee

Our Mission Statement: To provide a rewarding experience to any person wanting to further their growth in rocketry, by providing exciting products that teach, as well as showing how fun and safe the hobby can be. We also provide in-depth information about rockets, so that customers can make informed decisions about rocketry so they save money. Our motto is: "The first step into space is an Apogee model rocket."

Why We Do What We Do

Why and what we do here is not by accident. Rocketry is ALL we do. We don't carry airplanes, RC cars, or trains. We specialize in just one thing: "Model Rockets." Period!

Obviously, you have a lot of choices to pick from for your rocketry supplies. There are literally hundreds of manufacturers, and probably thousands of kit re-sellers. But why buy from Apogee Components?

You were drawn to our web site for some reason. If it isn't clear why we're different from everyone else, I'll try to explain.

You got this far, and to this particular web page because you had a sense that Apogee really seems to know what rocketry is all about. More than anyone else, we "get" rocketry. Other sites may tell you "how rockets work," but we show you how much fun you really can have with this hobby. That is probably very important to you -- isn't it? Industry leaders in their fields, Estes and COX will continue to turn kids and adults on to flight with innovative new products that will go FASTER, FURTHER AND HIGHER.

(Company Web Statement 2011)

Master List for **Apogee Components** by Name

Bolaero Z		<i>Free Plan</i>
Diamondback	#05034	
Micro V-2	#05021	
Saturn V	#05026	

Master List for **Apogee Components** by *Number*

	Bolaero Z	<i>Free Plan</i>
#05021	Micro V-2	
#05026	Saturn V	
#05034	Diamondback	

Bolaero Z

MODEL NAME: **Bolaero Z**

Also known as:

NUMBER:

Introduced:

Final Year:

Designer: Shrox

Type: Pseudo Ordnance

Motor Mount:

Recovery:

Stages: 1

Length:

Diameter:

Span:

Weight:



Mfg. Description: They are here and they are not friendly! Take them out with the BolAeroZ!
(Apogee 2013 Web Ad)

Editorial Note:

Catalog Liveries

Web Liveries



2013

Face Card(s)

Instruction Header

Also of interest:

Diamondback (#05034)



MODEL NAME: **Diamondback**

Also known as:

NUMBER: #05034

Introduced: 2007

Final Year:

Designer:

Type: Sport

Motor Mount: 1x18mm

Recovery: Streamer

Stages: 1

Length: 30.26" (76.86 cm)

Diameter: 1.18" (29.97 mm)

Span:

Weight: 5.02 oz (142.21 gm)

Mfg. Description: The Diamondback rocket is a stunning rocket that will get heads turning like windmills every time you bring it out. Not only does it have colorful graphics, it has a double-trapezoid fin shape with a triangular opening that is totally unique in model rocketry.

The Diamondback is also long and sleek. Combined with its diamond-shaped graphics gives this rocket the appearance of a snake. It slithers into the sky and can bite a cloud faster than you can shake a stick at it.

With an Apogee D10-7 motor in its tail, this rocket can easily climb to over 1100 feet (335m). But because it has a streamer instead of a parachute, it will be back near the launch pad with minimum wind drift. (Apogee 2011 Web Ad)

Web Liveries



2011

Face Card(s)

Also of interest:

Micro V-2 (#05021)

MODEL NAME: **Micro V-2**

Also known as:

NUMBER: #05021

Introduced:

Final Year:

Designer:

Type: Scale

Motor Mount: 1x10.5mm

Recovery: Streamer

Stages: 1 or 2 with optional Blitzkrieg Booster

Length: 17.15 cm (6.75")

Diameter: 18 mm (0.736")

Span:

Weight: 10.0 grams (.35 oz)


Mfg. Description: The blitz is back with another vengeance! The micro-motor powered V-2 Rocket is ready to thunder into your fleet. At just under seven inches tall, this little dynamo will capture those nostalgic feelings for the glory days of rocketry.

Real balsa wood is used for both the nosecone and tailcone. The tailcone is pre-drilled, ready to accept the motor tube for the 10.5 mm motors. Add the balsa fins, launch lug, and recovery system, and you're ready to launch! (Apogee 2004 Web Ad)

Web Liveries



2001



2004

Face Card(s)

Also of interest: All V-2 Families

Saturn V (#05026)



MODEL NAME: **Saturn V**

Also known as:

NUMBER: #05026

Introduced:

Final Year:

Designer:

Type: Scale

Motor Mount: 1x29mm

Recovery: Parachute

Stages: 1

Length: 62.20" (157.99 cm)

Diameter: 5.60" (14.22 cm)

Span:

Weight: 17.00 oz (481.94 g)

Mfg. Description: The Saturn V rocket may be gone — but it will never be forgotten. After all, it was the only rocket used to put men on the surface of the moon.

The 1/70th scale Apogee Saturn V is the largest kit version in the world that doesn't require a special waiver to launch. It stands well over 62 inches tall and 5.6 inches diameter. Erect it on your desk and it will nearly touch the ceiling. People coming into the room will have no choice but to look "up." It is the similar situation when looking at the real moon rocket, which stood 363 feet in the sky. It's big, and you gotta look up at it.

There is so much surface detail on the rocket, you can count the number of stringers (on the corrugated sections) and compare it to the real vehicle. You'll be able to immediately tell that this was a model build for scale enthusiasts like you. It will mesmerize you for hours on end as you slowly inspect every square centimeter of its surface. It will ignite your imagination as you dream about what it must have been like to have been an engineer working on it, or an astronaut to ride it into space.

When you are finished building the model, you will have a huge sense of accomplishment and a can-do attitude to tackle other complex rockets. If you can build this one, you can build any rocket kit!

The Apogee Saturn V is more than just space memorabilia. When you look at this new rocket, you'll be awe struck by its size, and commanding presence. Your eyes will be glued to it, like it has cast some sort of hypnotic trance on you. It demands your attention, like a Marine Drill Sergeant barking in your face.

We mean it when we say "museum quality." These models of the Saturn V and the Saturn 1B (built by Tim Doll), are on display at the Seattle Museum of Flight. Other museums have displayed our Saturn V model too.

Its Fun To Build! Upon seeing it, you'll relive the glory days of the space program, and the pride that swells up due to the achievement of man walking on the moon. You'll feel like you were an integral part of the launch team.

While being a Skill Level 5 kit, this rocket will not be difficult for you to build. The instructions are detailed, and easy to follow. Instead of a printed manual with complicated text and fuzzy



illustrations, these instructions are video clips that you watch.

You just slip the instruction DVDs into your computer and turn the electronic pages with your mouse. Each page has a short movie that explains what is done in each assembly step, as well as how to perform the technique. Everyone that has watched the videos has commented that these are the best kit instructions ever made for a model rocket.

By following the techniques in the video instructions, your completed model will be a flawless work of art. People will marvel at the way you have the tube so smooth, and the paint applied with such crisp edges.

And besides building a museum-quality display model, your rocket can be launched in the sky! Yes, it was really designed to be blasted off into space. (Apogee 2012 Web Ad)

Editorial Note:

Catalog Liveries

Web Liveries



2012

Face Card(s)

Instruction Header

Also of interest: Saturn V Launch Vehicle Family



Aries Paper Models

<http://www.ariespapermodels.nl/>



Master List for **Aries Paper Models** by Name

VS-40

VS-40



MODEL NAME: **VS-40**

Also known as:

NUMBER:

Introduced: 2006

Final Year:

Designer: E. te Groen

Type: Scale, Cardstock

Motor Mount:

Recovery:

Stages:

Length:

Diameter:

Span:

Weight

Mfg. Description:

Editorial Note:

Catalog Liveries

Web Liveries



2013



Face Card(s)



Instruction Header

Also of interest: (IAE) VS-40 Sounding Rocket Family



Art Applewhite Rockets

Art Applewhite Rockets

P.O. Box 294064

Kerrville TX 78029-4064

rocket877@aol.com

<http://www.artapplewhite.com/>



About Art Applewhite Rockets

I'm a BAR or born again rocketeer. I was born in Fort Worth Texas in 1951 and I've been flying model rockets off and on since I was 10 years old. I served 20 years in the U.S. Air Force (mostly overseas) and retired in 1991. I spent another 10 years with the Air Force in various capacities before setting down in my home state of Texas in 2001. I started designing, manufacturing and sell model rocket kits in February of 2002.

(Company Web Statement 2007)

Master List for Art Applewhite by Name

Bic Stic
Cinco (13mm)
Cinco (38mm)
Double Helix (24mm)
Helix (13mm)
Helix (18mm)
Helix (20mm)
Helix (24mm)
Helix (29mm)
Micro Maxx Flying Saucer
Micro Maxx Qubit
Micro Maxx Scimitar
Micro Maxx Stealth
Pinwheel (18mm)
Qubit (13mm)
Spartan (13mm)
Super Stealth

Bic Stic

MODEL NAME: **Bic Stic**

Also known as:

NUMBER:

Introduced: 2002

Final Year:

Designer: Art Applewhite

Type: Oddroc

Motor Mount: 1x6mm

Recovery:

Stages: 1

Length:

Diameter:

Span:

Weight:


Mfg. Description: These kits contain everthing you need to build a high performance rocket.

Recommended engine: Quest Micro Maxx® II.

Warning: These rockets will fly completely out of sight in a heartbeat!

Satisfaction guaranteed or your money back. (Art Applewhite 2004 Web Ad)

Web Liveries



Face Card(s)

Also of interest: Scribe Family

Cinco (13mm)



MODEL NAME: **13mm Cinco**

Also known as:

NUMBER:

Introduced: 2005

Final Year:

Designer: Art Applewhite

Type: Oddroc, Saucer

Motor Mount: 1x13mm

Recovery: Aerobrake

Stages: 1

Length:

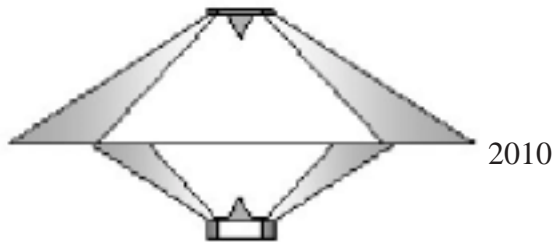
Diameter:

Span:

Weight:

Mfg. Description:

Web Liveries



Face Card(s)

Also of interest: Art Applewhite Cinco Family

Cinco (38mm)

MODEL NAME: **38mm Cinco** *Also known as:*

NUMBER:

Introduced: 2007

Final Year:

Designer: Art Applewhite

Type: Oddroc, Saucer

Motor Mount: 1x38mm

Recovery: Aerobrake

Stages: 1

Length: 6"


Diameter: 11"

Span: 11"

Weight: 4.2 oz.

Mfg. Description: Recommended motors: Any 38mm G, H or I motor with an average thrust between 50 and 250 Ns. This kit can be built in a few hours using white glue and a sharp craft knife. This five-sided flying saucer's "low and slow" ascent makes it perfect for small field and windy days. The foolproof aerobrake recovery system ensures this rocket descends slowly and safely and lands close to the pad every time. (Art Applewhite 2011 Web Ad)

Web Liveries



2009 Web Ad

Face Card(s)

Also of interest: Art Applewhite Cinco Family

Double Helix (24mm)



MODEL NAME: **24mm Double Helix** *Also known as:*

NUMBER:

Introduced:

Final Year:

Designer: Art Applewhite

Type: Bi-Copter, Cluster

Motor Mount: 2x24mm

Recovery: Tumble

Stages: 1

Length:

Diameter:

Span:

Weight:

Mfg. Description: All Helix and Double Helix kits are constructed from the highest quality Basswood sheets, Poplar dowels and LOC Precision tubing. Their simple and robust construction means they will continue to fly long after other rockets have been retired. Launch preparation is super simple, just insert the motor and launch! These rockets fly very well even in windy conditions and always land close to the pad. The Double Helix kits use two motors for a unique and exciting, high performance, cluster flight.

Each kit comes with all materials need except glue. They can be built in a single evening using ordinary craft tools and supplies. This kit is recommended for experienced modelers who will appreciate it unusual construction techniques and flight characteristics. The Helix requires a strong launch pad with a short 1/4" rod. (Applewhite 2008 Web Ad)

Web Liveries



2011

Face Card(s)

Also of interest: Applewhite Helix Family

Helix (13mm)

MODEL NAME: **13mm Helix**

Also known as:

NUMBER:

Introduced:

Final Year:

Designer: Art Applewhite

Type: MonoCopter

Motor Mount: 1x13mm

Recovery: Tumble

Stages: 1

Length:

Diameter:

Span: 4"

Weight: 0.3 oz (7 grams)

Mfg. Description: All Helix kits are constructed from the highest quality Basswood sheets, Poplar dowels and LOC Precision tubing. Their simple and robust construction means they will continue to fly long after other rockets have been retired. Launch preparation is super simple, just insert the motor and launch! These rockets fly very well even in windy conditions and always land close to the pad. The Double Helix kits use two motors for a unique and exciting, high performance, cluster flight.

Each kit comes with all materials need except glue. They can be built in a single evening using ordinary craft tools and supplies. This kit is recommended for experienced modelers who will appreciate it unusual construction techniques and flight characteristics. The Helix requires a strong launch pad with a short 1/4" rod. Instructions for building a suitable pad out of readily available materials are included with the kit and also shown below.

Web Liveries



2010

Face Card(s)

Also of interest: Applewhite Helix Family

Helix (18mm)



MODEL NAME: **18mm Helix** *Also known as:*

NUMBER:

Introduced:

Final Year:

Designer: Art Applewhite

Type: MonoCopter

Motor Mount: 1x18mm

Recovery: Tumble

Stages: 1

Length:

Diameter:

Span: 6"

Weight: 0.6 oz (17 grams)

Mfg. Description: All Helix kits are constructed from the highest quality Basswood sheets, Poplar dowels and LOC Precision tubing. Their simple and robust construction means they will continue to fly long after other rockets have been retired. Launch preparation is super simple, just insert the motor and launch! These rockets fly very well even in windy conditions and always land close to the pad. The Double Helix kits use two motors for a unique and exciting, high performance, cluster flight.

Each kit comes with all materials need except glue. They can be built in a single evening using ordinary craft tools and supplies. This kit is recommended for experienced modelers who will appreciate it unusual construction techniques and flight characteristics. The Helix requires a strong launch pad with a short 1/4" rod. Instructions for building a suitable pad out of readily available materials are included with the kit and also shown below.

Web Liveries



2010

Face Card(s)

Also of interest: Applewhite Helix Family

3 2 8

Helix (20mm)

MODEL NAME: **20mm Helix**

Also known as: D5 Helix

NUMBER:

Introduced:

Final Year:

Designer: Art Applewhite

Type: MonoCopter

Motor Mount: 1x20mm

Recovery: Tumble

Stages: 1

Length:

Diameter:

Span:

Weight:



Mfg. Description: All Helix kits are constructed from the highest quality Basswood sheets, Poplar dowels and LOC Precision tubing. Their simple and robust construction means they will continue to fly long after other rockets have been retired. Launch preparation is super simple, just insert the motor and launch! These rockets fly very well even in windy conditions and always land close to the pad. The Double Helix kits use two motors for a unique and exciting, high performance, cluster flight.

Each kit comes with all materials need except glue. They can be built in a single evening using ordinary craft tools and supplies. This kit is recommended for experienced modelers who will appreciate it unusual construction techniques and flight characteristics. The Helix requires a strong launch pad with a short 1/4" rod. Instructions for building a suitable pad out of readily available materials are included with the kit and also shown below.

Web Liveries

Face Card(s)

Also of interest: Applewhite Helix Family

Helix (24mm)



MODEL NAME: **24mm Helix** *Also known as:*

NUMBER:

Introduced:

Final Year:

Designer: Art Applewhite

Type: MonoCopter

Motor Mount: 1x24mm

Recovery: Tumble

Stages: 1

Length:

Diameter:

Span: 8"

Weight: 1.4 oz (39 grams)

Mfg. Description: Description: All Helix kits are constructed from the highest quality Basswood sheets, Poplar dowels and LOC Precision tubing. Their simple and robust construction means they will continue to fly long after other rockets have been retired. Launch preparation is super simple, just insert the motor and launch! These rockets fly very well even in windy conditions and always land close to the pad. The Double Helix kits use two motors for a unique and exciting, high performance, cluster flight.

Each kit comes with all materials need except glue. They can be built in a single evening using ordinary craft tools and supplies. This kit is recommended for experienced modelers who will appreciate it unusual construction techniques and flight characteristics. The Helix requires a strong launch pad with a short 1/4" rod. Instructions for building a suitable pad out of readily available materials are included with the kit and also shown below.

Web Liveries



2010

Face Card(s)

Also of interest: Applewhite Helix Family

330

Helix (29mm)

MODEL NAME: **29mm Helix**

Also known as:

NUMBER:

Introduced:

Final Year:

Designer: Art Applewhite

Type: MonoCopter

Motor Mount: 1x29mm

Recovery: Tumble

Stages: 1

Length:


Diameter:

Span:

Weight:

Mfg. Description:

Web Liveries



2010

Face Card(s)

Also of interest: Applewhite Helix Family

Micro Maxx Flying Saucer



MODEL NAME: **Micro Maxx Flying Saucer**

Also known as:

NUMBER:

Introduced: 2002

Final Year:

Designer: Art Applewhite

Type: Flying Saucer

Motor Mount: 1x6mm

Recovery: Aerobrake

Stages: 1

Length: 1"

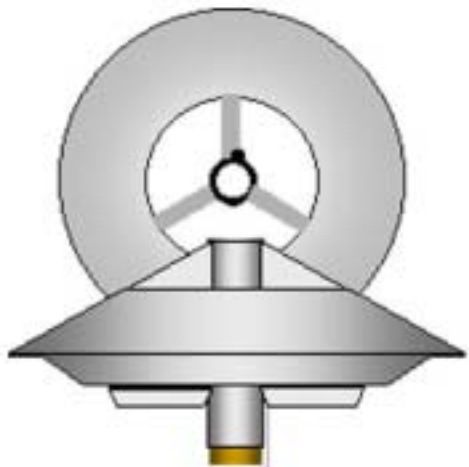
Diameter: 3"

Span:

Weight: 0.2 oz

Mfg. Description: As these rockets climb, they spin like real flying saucers. At apogee the Saucer Section separates from the Power Pod and they glide safely down. The fins are 3/32" Basswood and the Saucer Section is 110 lb Card Stock. Engine hooks are used for positive engine retention. The plain flying saucer are white for easy decorating and finishing. Custom colors are available upon request. These kits are intended for the experienced rocketeer looking for a new challenge and something out of the ordinary. With their high visibility and slow ascent and recovery, they are real crowd pleasers. (Art Applewhite 2002 Web Ad)

Web Liveries




2002



2003

Face Card(s)



Also of interest: Applewhite Flying Saucer Family

Micro Maxx Qubit



MODEL NAME: **Micro Maxx Qubit** *Also known as:*

NUMBER:

Introduced: 2004

Final Year:

Designer: Art Applewhite

Type: Oddroc, Saucer, Cardstock

Motor Mount: 1x6mm

Recovery: Aerobrake

Stages: 1

Length:

Diameter:

Span:

Weight:

Mfg. Description: DESC

Catalog Liveries

Web Liveries



2004

Face Card(s)

Also of interest: Applewhite Qubit Family

Micro Maxx Scimitar

MODEL NAME: **Micro Maxx Scimitar**

Also known as:

NUMBER:

Introduced:

Final Year:

Designer: Art Applewhite

Type: Oddroc

Motor Mount: 1x6mm

Recovery: Aerobrake

Stages: 1

Length:

Diameter:

Span:

Weight:

Mfg. Description:

Catalog Liveries

Web Liveries

Face Card(s)

Also of interest: Applewhite Qubit Family

Micro Maxx Stealth



MODEL NAME: **Micro Maxx Stealth** *Also known as:*

NUMBER:

Introduced:

Final Year:

Designer: Art Applewhite

Type: Oddroc

Motor Mount: 1x6mm

Recovery: Aerobrake

Stages: 1

Length:

Diameter:

Span:

Weight:

Mfg. Description:

Catalog Liveries

Web Liveries

Face Card(s)

Also of interest: Applewhite Qubit Family

Pinwheel (18mm)

MODEL NAME: **Pinwheel (18mm)**

Also known as:

NUMBER:

Introduced: 2012

Final Year:

Designer: Art Applewhite

Type: Oddroc

Motor Mount: 1x18mm

Recovery: Helicopter

Stages: 1

Length:

Diameter:

Span:

Weight:

Mfg. Description:

Catalog Liveries

Web Liveries



2012

Face Card(s)

Instruction Header

Also of interest: Applwhite Pinwheel Family

Qubit (13mm)



MODEL NAME: **13mm Qubit**

Also known as:

NUMBER:

Introduced: 2004

Final Year:

Designer: Art Applewhite

Type: Oddroc, Saucer, Cardstock

Motor Mount: 1x13mm

Recovery: Aerobrake

Stages: 1

Length: 3.0 inches (7.6cm)

Diameter:

Span: 4 inch (10 cm)

Weight: 0.2 oz (5 gm)

Mfg. Description: All these rockets ascend rapidly. They are very stable in flight, even with high winds. At apogee they flip over and descend slowly using aerobrake recovery. Preparation is quick and recovery is foolproof. These kits are intended for the rocketeer looking for a new challenge and something out of the ordinary. With their high visibility and dramatic ascent and recovery, they are real crowd pleasers. No long walks to recover your rocket even on a windy day. (Art Applewhite 2011 Web Ad)

Web Liveries



2004

Face Card(s)

Also of interest: Applewhite Qubit Family

Spartan (13mm)

MODEL NAME: **Spartan (13mm)**

Also known as:

NUMBER:

Introduced: 2012

Final Year:

Designer: Art Applewhite

Type: Sport

Motor Mount: 1x13mm

Recovery: Streamer

Stages: 1

Length:

Diameter:

Span:

Weight:

Mfg. Description:

Catalog Liveries

Web Liveries

Face Card(s)

Also of interest: Applewhite Spartan Family

Super Stealth



MODEL NAME: **Super Stealth** *Also known as:*

NUMBER:

Introduced:

Final Year:

Designer: Art Applewhite

Type: Oddroc, Cardstock

Motor Mount: 1x18mm or 1x24mm

Recovery: Aerobrake

Stages: 1

Length: 3.75"

Diameter: 5"

Span: 5"

Weight: 0.5 oz

Mfg. Description: Recommended motors: 18mm version: B4-2,B6-0,B6-2, C6-0,C6-3 24mm version: C11-0, C11-3, D11-P, D12-0, D12-3, E9-4, E9-P and any Aerotech 24mm single use or RMS 24/40 reload. This rocket can be built to use either 18mm (A, B & C) or 24mm motors (C, D & E). You decide at build time which size to make. (Applewhite 2011 Web Ad)

Catalog Liveries

Web Liveries



2011

Face Card(s)

Also of interest: Applewhite Qubit Family



BaddAzz Rocketry

<http://www.baddazzrocketry.com/>



Master List for **BaddAzz** by Name

Das Blitzkrieg



Das Blitzkrieg

MODEL NAME: **Das Blitzkrieg**

Also known as:

NUMBER:

Introduced: 2011

Final Year:

Designer: Eric Foster

Type: Sport

Motor Mount: 1x38mm

Recovery: Dual Deploy Parachute

Stages: 1

Length: 49.875"

Diameter: 2.375"

Span:

Weight: 3 lbs.

Mfg. Description: Earth year 104906

After reaching a peace agreement with Trogons. We had years of goodwill. Due to their reptilian breeding they constantly encroached upon the Frontier line.

Negotiations failed, We are at War !!

Our Best defenzze is the BLITZZKRIEG Missiles. Featuring a Positronic Seeker they cannot be evaded. Two part warhead gave the Missile it's Name. A High yield EMP PLASMA burst coupled with a Sodium Zylon Gas. EMP takes down the Trogon shields, Sodium Zylon Vaporizes the Trogon's Flesh.

Do not worry when the Atmospheric Defenzze's engage! BLITZZKRIEG is at work!!!!

Web Liveries



2011



2011


Face Card(s)

Also of interest:

Bal-Rock Industries

Norfolk, Nebraska

Bal-Rock Industries (Bal-Rock)



Master List for **Bal-Rock** by Name

Rock-a-Chute Mark I	Mrk-I
Rock-a-Chute Mark II	Mrk-II

Master List for **Bal-Rock** by Number

Mrk-I	Rock-a-Chute Mark I
Mrk-II	Rock-a-Chute Mark II

Rock-a-Chute Mrk-I

Bal-Rock Industries
Toronto, Ontario

MODEL NAME: **Rock-a-Chute Mark I**

Also known as:

NUMBER: Mrk-I

Introduced: 1954

Final Year:

Designer: Robert Carlisle

Type: Sport

Recovery: Parachute

Stages: 1

Length:

Diameter:

Span:

Weight:

Mfg. Description: The ROCK-A-CHUTE is a working model of a type of guided missile. It is powered by an expendable solid fuel rocket motor. The ROCK-A-CHUTE rises, under its own power, from its launching ramp to a height of from 100 to 500 feet, depending upon the size of the rocket motor used. After passing the apex of its flight, the time element activates the parachute expelling charge. After the parachute is expelled and opens, the entire model floats slowly to the ground where it can be retrieved, the parachute re-packed as instructed, and a new rocket motor installed. It is then ready to be launched again. The time of the expulsion of the parachute can be extended by withdrawing 1/16 to 1/4 inch of the time element from the hole located nearest the red end of the rocket motor. The position of the launching ramp enables the operator to select the direction the ROCK-A-CHUTE will take. (Bal-Rock 1954 Rock-a-Chute Instructions)

Face Card(s)



1954 Instruction

Also of interest:

3 4 6

MODEL NAME: **Roc-A-Chute Mark II**

Also known as:

NUMBER: Mrk II

Introduced: 1956

Final Year: 1957

Designer: Orville Carlisle

Type: Sport

Motor Mount:

Recovery: Parachute

Stages: 1

Length:

Diameter:

Span:

Weight:


Mfg. Description:

Catalog Liveries

Web Liveries

Face Card(s)

Also of interest: Bal-Rock Roc-A-Chute Mark II Family



Balsa Machining Services (BMS)

Balsa Machining Service

11995 Hillcrest Dr.

Lemont, IL 60439

630-257-5420

<http://www.balsamachining.com/>



Master List for **BMS** by Name

(Estes) Astron Drifter	K14
(Estes) Gyroc	K24
(Estes) Mini Bomarc	08005(TK-5)
(FSI) Viking 1	FSIVK1

Master List for **BMS** by Number

0805(TK-5)	(Estes) Mini Bomarc
K14	(Estes) Astron Drifter
K24	(Estes) Gyroc
FSIVK1	(FSI) Viking 1

Astron Drifter (K14)



MODEL NAME: **Astron Drifter**

Also known as:

NUMBER: K14

Introduced:

Final Year:

Designer: Bill Simon

Type: Sport. Parachute Competition, Clone

Motor Mount: 1x18mm

Recovery: Parachute

Stages: 1

Length:

Diameter:

Span:

Weight

Mfg. Description:

Catalog Liveries

Web Liveries



2009

Face Card(s)

Also of interest: Estes Drifter Family, Parachute Duration Family



(Estes) Gyroc (K24)

MODEL NAME: **Gyroc** *Also known as:*

NUMBER: K24

Introduced:

Final Year:

Designer:

Type: Sport, Helicopter, Clone

Motor Mount: 1x18mm

Recovery: Helicopter

Stages: 1

Length:

Diameter:

Span:

Weight:

Mfg. Description:

Catalog Liveries

Web Liveries

Face Card(s)

Also of interest: Estes Gyroc Family

Mini Bomarc (0805(TK-5))



MODEL NAME: **Mini Bomarc** *Also known as:*

NUMBER: 0805(TK-5)

Introduced:

Final Year:

Designer: Larry Renger

Type: Scale, Clone

Motor Mount: 1x13mm

Recovery: parachute

Stages: 1

Length: 11.75"

Diameter: 0.736"

Span: 4.5"

Weight:

Mfg. Description:

Catalog Liveries

Web Liveries

Face Card(s)

Also of interest: CIM-10 Bomarc Ordnance Family

(FSI) Viking 1 (FSIVK1)

MODEL NAME: **FSI Viking 1** *Also known as:*

NUMBER: FSIVK1

Introduced:

Final Year:

Designer:

Type: sport/tubefin/clone

Motor Mount: 1x18mm

Recovery: parachute

Stages: 1

Length:

Diameter:

Span:

Weight:

Mfg. Description:

Catalog Liveries



2009

Web Liveries

Face Card(s)



Also of interest: FSI Viking Family, Tube Fin Family



BARCLONE

<http://barclone.rocketshoppe.com/about.htm>



About BARCLONE

Who We Are....

Craig McGraw -- The Estes Avenger was my first experience with building an Estes kit back in 1975. It was a disaster because it was beyond my skills at the time, but I remember it fondly nevertheless. Over the years I have built and flown for a while, stopped, then started up again when I had the time and resources. I'm now in my 40's and have rediscovered the world of rocketry all over again. I have rockets in my collection today that I could only drool over in my youth.

The hobby today is richer and broader than it has ever been, even with reduced volume coming from the big names of years past. There are more people providing the stuff we use, with very little remaining that cannot be purchased from somewhere. And with the Internet, sharing ideas with fellow enthusiasts is easier and instant, with constructive feedback that didn't exist back in the "golden age" of the hobby. I'm enjoying the hobby today in a way that wasn't possible before.

Scott D. Hansen -- I grew up and live in Milwaukee, WI. My cousin got me into model rocketry back in 1969 when he gave me his '69 Centuri catalog, which I still have today. My first kit was a Payloader II. I still have the bottom half of that rocket along with the Centuri LIA-77 wooden tripod launch pad I used. Most of my rockets when I was young were from Centuri. I guess I just liked their designs better.

I never did join the NAR as a kid, but I did belong to a NAR sanctioned club in the early 70's. I've got super 8 movies from some of the club launches down at Warnimont Park by Lake Michigan.

I got back into model rocketry in February of 1998. Since I really like the "old style" designs of rockets where the person actually did some building, I wanted to help preserve the history. Hence, Ye Olde Rocket Shoppe and its many spin-offs was born.

(Web Statement 2012)



Master List for **BARCLONE** by Name

Arrow Head

Arrow Head



MODEL NAME: **Arrow Head**

Also known as:

NUMBER:

Introduced:

Final Year:

Designer: James Pierson

Type: Exotic

Motor Mount: 1x13mm

Recovery:

Length: 10.0"

Diameter: 0.736" (BT-20)

Fin Span: 4.08"

Weight: 0.98 oz

Mfg. Description:

Editorial Note:

Catalog Liveries

Web Liveries



Face Card(s)

Instruction Header

Also of interest:



Binder Design

Binder Design
P.O. Box 13376
Salem, OR 97309

Phone: (503) 581-3180

<http://binderdesign.com/>



About Binder Design

Welcome to Binder Design....The standard for high quality rocket kits and accessories. From our mid-power kits for beginners to high power rocketry, premium kits like the Velociraptor, or extreme experimental motor hardware like the 38mm L project above, we have something for everyone.

(Company Web Statement 2011)



Master List for **Binder Design** by Name

Aspire 29mm

Excel

Excel 38mm Dual Deploy

Excel 54mm

Excel 54mm Dual Deploy

Excel Jr.

Excel Plus

Jackhammer

Stealth 38mm

Stealth 54mm

Stealth Jr. 29mm

Thug

Aspire 29mm



MODEL NAME: **Aspire 29mm** *Also known as: Aspire*

NUMBER:

Introduced:

Final Year:

Designer:

Type: Sport

Motor Mount: 1x29mm

Recovery: parachute

Stages: 1

Length: 46"

Diameter: 2.6"

Span:

Weight: 1 lb 1 oz

Mfg. Description: Easy to build sport rocket with illustrated instructions, 1/8" aircraft grade birch plywood fins with "through the wall" mounting. Plywood centering rings and bulkhead. 3/16" Tubular nylon recovery harness, and high quality 18" chute. Now, the kit even comes with one piece delrin rail buttons!

Perfect rocket for beginners in high power. E through H motors recommended. (approx. empty weight 1lb. 1oz.) (Binder Design 2012 Web Ad)

Editor's Note:

Catalog Liveries

Web Liveries



2012

Face Card(s)

Also of interest:

3 6 2



Excel

MODEL NAME: **Excel** *Also known as:*

NUMBER:

Introduced:

Final Year:

Designer:

Type: Sport

Motor Mount: 1x38mm

Recovery: Parachute

Stages: 1

Length: 50"

Diameter: 4"

Span:

Weight:

Mfg. Description: The Excel is perfect for level 1 certifications! Pre-slotted airframe makes for an easy build along with all new fin-can instructions. Kit contains 3/16" aircraft grade plywood fins, plywood centering rings, and a high quality parachute. Now comes with motor retention and new decal package! H through K motors recommended.(Binder Design 2012 Web Ad)

Editor's Note:

Catalog Liveries

Web Liveries



2012

Face Card(s)

Also of interest: Binder Design Excel Family

Excel 38mm Dual Deploy



MODEL NAME: **Excel 38mm Dual Deploy** *Also known as: Excel 38mm DD*

NUMBER:

Introduced:

Final Year:

Designer:

Type: Sport

Motor Mount: 1x38mm

Recovery: Parachute

Stages: 1

Length: 71"

Diameter: 4"

Span:

Weight:

Mfg. Description: We've added the optional dual deploy kit to this popular classic. The dual deploy Excel is perfect for Level 2 certifications and features our popular avionics bay kit and extra recovery components to fly dual deploy. Pre-slotted airframe makes for an easy build along with all new fin-can instructions. Kit contains 3/16" aircraft grade plywood fins, plywood centering rings and bulkhead, and a high quality parachute. Now comes with motor retention! H through K motors recommended. (Binder Design 2012 Web Ad)

Editor's Note:

Web Liveries



2011

Face Card(s)

Also of interest: Binder Design Excel Family



Excel 54mm

MODEL NAME: **Excel 54mm** *Also known as:*

NUMBER:

Introduced:

Final Year:

Designer:

Type: Sport

Motor Mount: 1x54mm

Recovery: Parachute

Stages: 1

Length: 50"

Diameter: 4"

Span:

Weight:

Mfg. Description: The Excel is perfect for level 1 certifications! Pre-slotted airframe makes for an easy build along with all new fin-can instructions. Kit contains 3/16" aircraft grade plywood fins, plywood centering rings, and a high quality parachute. Now comes with motor retention and new decal package! H through K motors recommended.

Same as pictured above but comes with a 54mm motor mount. (Binder Design 2012 Web Ad)

Editor's Note:

Catalog Liveries

Web Liveries



2012

Face Card(s)

Also of interest: Binder Design Excel Family

Excel 54mm Dual Deploy



MODEL NAME: **Excel 54mm Dual Deploy** *Also known as: Excel 54mm DD*

NUMBER:

Introduced:

Final Year:

Designer:

Type: Sport

Motor Mount: 1x54mm

Recovery: Parachute

Stages: 1

Length: 71"

Diameter: 4"

Span:

Weight:

Mfg. Description: We've added the optional dual deploy kit to this popular classic. The dual deploy Excel is perfect for Level 2 certifications and features our popular avionics bay kit and extra recovery components to fly dual deploy. Pre-slotted airframe makes for an easy build along with all new fin-can instructions. Kit contains 3/16" aircraft grade plywood fins, plywood centering rings and bulkhead, and a high quality parachute. Now comes with motor retention! H through K motors recommended.

Same as pictured above, except comes with a 54MM motor mount. (Binder Design 2012 Web Ad)

Editor's Note:

Catalog Liveries

Web Liveries



2012

Face Card(s)

Also of interest: Binder Design Excel Family

3 6 6



Excel Jr.

MODEL NAME: Excel Jr.

Also known as:

NUMBER:

Introduced:

Final Year:

Designer:

Type: Sport

Motor Mount: 1x29mm

Recovery: Parachute

Stages: 1

Length: 33"

Diameter: 2.6"

Span:

Weight:

Mfg. Description: The Excel Jr. is a downscale of one of our most popular designs. Perfect for younger flyers who want to fly the same rockets as the "big boys". Awesome performance on F and G class motors, but light enough to fly on D and E motors with optional adapter. Detailed 10 page instruction manual is geared for the beginner to mid/high power. Instructions include special detailing tips for fin finishing, as well as printed Rocksim stability data courtesy of APOGEE COMPONENTS.

Should weigh less than a pound when fully loaded for flight depending on construction methods. Expect about 3,000 ft. on a G motor!

Comes with 1/8" aircraft plywood fins, 12 feet of 3/16" tubular nylon shock cord, and a Binder Design premium chute. This new kit includes pre-slotted airframe for an easier build, and comes with a fin alignment guide! (Binder Design 2012 Web Ad)

Editor's Note:

Web Liveries



2012

Face Card(s)

Also of interest: Binder Design Excel Family

Excel Plus



MODEL NAME: **Excel Plus**

Also known as:

NUMBER:

Introduced:

Final Year:

Designer:

Type: Sport

Motor Mount: 1x38mm

Recovery: Parachute

Stages:

Length:

Diameter:

Span:

Weight:



Mfg. Description: The Excel Plus was replaced by the Excel DD version. It is the same except the DD version uses our avionics bay kit between the booster and payload tube. (Binder Design Personal Communication)

Editor's Note:

Catalog Liveries

Web Liveries



2011

Face Card(s)

Also of interest: Binder Design Excel Family



Jackhammer

MODEL NAME: **Jackhammer** *Also known as:*

NUMBER:

Introduced:

Final Year:

Designer:

Type: Pseudo Scale

Motor Mount: 1x38mm

Recovery: Parachute

Stages: 1

Length: 33"

Diameter: 3.9"

Span:

Weight:

Mfg. Description: Inspired by a popular video game series, this is our rendition of a shoulder launched missile of the future. This stout kit features unique military styling and decals, with a simulated armor piercing nosecone design. This sport kit was designed with short duration high thrust motors in mind but it can be flown on most 38mm motors. Tough and stout, this rocket is great for L1 certifications and is even tough enough for a J motor if you dare.

Instructions include Rocksim stability data courtesy of Apogee Components. This kit also features a Binder Design exclusive.....Modular fin can assembly instructions!

This kit includes pre-slotted airframe for an easier build, and comes with a fin alignment guide! (Binder Design 2012 Web Ad)

Editor's Note:

Web Liveries



2012

Face Card(s)

Also of interest:

Stealth 38mm



MODEL NAME: **Stealth 38mm** *Also known as: Stealth*

NUMBER:

Introduced:

Final Year:

Designer:

Type: Sport

Motor Mount: 1x38mm

Recovery: Parachute

Stages: 1

Length: 67"

Diameter: 4"

Span:

Weight:

Mfg. Description: A Binder Design classic! Unique notched fin design. Comes with 3/16" thick aircraft plywood fins that are cut and match sanded. Plywood centering rings and bulkhead, plastic nose cone, and a high quality 36" chute. Vinyl decal, easy to follow instructions, fin alignment guide. Now includes mil-spec tubular nylon shock cord harness at no extra charge! H through J motors recommended. (Binder Design 2012 Web Ad)

Editor's Note:

Catalog Liveries

Web Liveries



2012

Face Card(s)

Also of interest: Binder Design Stealth Family



Stealth 54mm

MODEL NAME: **Stealth 54mm** *Also known as:*

NUMBER:

Introduced:

Final Year:

Designer:

Type: Sport

Motor Mount: 1x54mm

Recovery: Parachute

Stages: 1

Length: 67"

Diameter: 4"

Span:

Weight:

Mfg. Description: A Binder Design classic! Unique notched fin design. Comes with 3/16" thick aircraft plywood fins that are cut and match sanded. Plywood centering rings and bulkhead, plastic nose cone, and a high quality 36" chute. Vinyl decal, easy to follow instructions, fin alignment guide. Now includes mil-spec tubular nylon shock cord harness at no extra charge! H through J motors recommended.

Same as pictured above except comes with a 54mm motor mount. (Binder Design 2012 Web Ad)

Editor's Note:

Catalog Liveries

Web Liveries



2012

Face Card(s)

Also of interest: Binder Design Stealth Family

Stealth Jr. 29mm



MODEL NAME: **Stealth Jr. 29mm**

Also known as: Stealth Jr.

NUMBER:

Introduced:

Final Year:

Designer:

Type: Sport

Motor Mount: 1x29mm

Recovery: Parachute

Stages: 1

Length: 47"

Diameter: 2.6"

Span:

Weight:

Mfg. Description: 1/8" Aircraft Birch Plywood The Stealth Jr. is a downscale of one of our most popular designs. Perfect for younger flyers who want to fly the same rockets as the "big boys". Aggressive military inspired design gives awesome performance on F and G class motors. Detailed 10 page instruction manual is geared for the beginner to mid/high power. Instructions include detailing tips for finishing, as well as printed Rocksim stability data courtesy of APOGEE COMPONENTS.

Expect about 2,500 ft. on a G motor!

Comes with 1/8" aircraft plywood fins, 12 feet of 3/16" tubular nylon shock cord, and a Binder Design premium chute. This new kit includes pre-slotted airframe for an easier build, and comes with a fin alignment guide! (Binder Design 2012 Web Ad)

Editor's Note:

Web Liveries



2012

Face Card(s)

Also of interest: Binder Design Stealth Family

372



Thug

MODEL NAME: **Thug** *Also known as:*

NUMBER:

Introduced:

Final Year:

Designer:

Type: Sport

Motor Mount: 1x29mm

Recovery: Parachute

Stages: 1

Length: 33"

Diameter: 4"

Span:

Weight: 1 lb 6 oz

Mfg. Description: A small rocket with big performance. You can fly it on as little as an E motor or throw an H-180 in it and watch it go. A real crowd pleaser, comes with cut and match sanded 1/8 inch aircraft grade birch plywood.

Includes plastic nose cone, easy to follow instructions, vinyl cut decals. A nice starter rocket to high power. (Binder Design 2011 Web Ad)

Editor's Note:

Catalog Liveries


Web Liveries




2011

Face Card(s)

Also of interest:



Blast From the Past





Master List for **Blast From the Past** by Name

(Centuri) Space Shuttle

Centuri Space Shuttle



MODEL NAME: **Centuri Space Shuttel**

Also known as:

NUMBER:

Introduced:

Final Year:

Designer: Larry Brown

Type: Sport

Motor Mount:

Recovery: Streamer/glide/glide

Stages: 1

Length:

Diameter:

Span:

Weight:

Mfg. Description:

Catalog Liveries


Web Liveries

Face Card(s)

Also of interest: Centuri Space Shuttle Family



BSD High Power Rocketry (BSD)



About BSD High Power Rocketry

BSD offers kits for the beginner or sport flyer in Mid to High power rocketry.

BSD Kits include high-quality glassine-coated airframe tubes and New Flexible Phenolic tubing in 7.5", plastic nosecones, great hardware, aircraft-quality plywood parts, centering rings and bulkheads, computer designed and cut self-adhesive vinyl decals, and photo-illustrated instruction books. All the best things that the seasoned high power builder expects in a kit, and features that makes it hard to build anyone else's kits again!

(Company Web Statement 2008)



Master List for **BSD** by Name

Diablo (4")

Thor (3")

Thor (4")

Diablo (4")



MODEL NAME: **4 " Diablo**

Also known as:

NUMBER:

Introduced:

Final Year:

Designer:

Type: Sport

Motor Mount:

Recovery:

Stages: 1

Length:

Diameter:

Span:

Weight:

Mfg. Description:

Editor's Note:



Catalog Liveries

Web Liveries

Face Card(s)

Also of interest: BSD Diablo Family

Thor (3")

MODEL NAME: **3" Thor**

Also known as:

NUMBER:

Introduced:

Final Year:

Designer:

Type: Sport

Motor Mount:

Recovery:

Stages: 1

Length: 64"

Diameter: 3"

Span:

Weight:

Mfg. Description:

Editor's Note:



Catalog Liveries

Web Liveries

Face Card(s)

Also of interest: BSD Thor Family

Thor (4")



MODEL NAME: **4" Thor**

Also known as:

NUMBER:

Introduced:

Final Year:

Designer:

Type: Sport

Motor Mount:

Recovery:

Stages: 1

Length: 84.75"

Diameter: 4"

Span:

Weight: 89 oz

Mfg. Description:

Editor's Note:



Catalog Liveries


Web Liveries




2008

Face Card(s)

Also of interest: BSD Thor Family



Centuri Engineering





Master List for **Centuri** by Name

Acro-Bat	#5059
Acro-Bat	KBG-3
Aero-Bat	#5057
Aero-Bat	KBG-1
Aero-Dart	#5182
Aero-Dart	KF-2
Aero-Dart	KF-12
Aero-Dart	KFS-9
Aero-Dyne	KB-8
Alien Scoutship Flying Saucer	#5325
Arcon	#5061
Arcon	KB-2
Arcon	KC-1
Arcon-Hi	#5063
Arcon-Hi	KC-3
Astro-1	#5047
Astro-1	KB-17
Astrobee 350	#5065
Astrobee 350	KC-5
BatRoc	#5038
BatRoc	KB-8
Black Widow	#5036
Black Widow	KB-6
Centaur	#5075
Centaur	KC-15
Centurion	#5062
Centurion	KC-2
Chuter Two	#5076
Chuter Two	KC-16
Defender Space Probe	#5095
Defender Space Probe	KC-35
Draconian Marauder	#5336
E.S.S. Raven	#5312
Earth Forces Starfighter	#5335
Excalibur	#5008
Excalibur	KA-8
Explorer	#5179
Explorer	KF-9
Firefly	#5006
Firefy	KA-6
Flutter-By	#5009
Flutter-By	KA-9
(Stellar) Hercules	#5213
(Stellar) Hercules	KD-13

Buck Rogers

SuperKit

Buck Rogers



Honest John	#5085
Honest John	KC-25
Hummingbird	#5172
Hummingbird	#KF-2
Hustler	#5180
Hustler	KF-10
Iris	#5074
Iris	KC-14
Jaguar	KF-4
Javelin	#5091
Javelin	KC-31
Laser-X	#5110
Laser-X	KC-50
Lil' Hercules	#5001
Lil' Hercules	KA-1
Lil' Hustler	#5178
Lil' Hustler	KF-8
Little Joe II	#5138
Little Joe II	#5139
Little Joe II	KS-8
Little Joe II	KS-9
Long Tom	#5064
Log Tom	KC-4
Mach 10	#5004
Mach 10	KA-4
Magnum D Hornet	#5341
Magnum D Jayhawk	#5342
Marauder	#5105
Marauder	KC-45
Mercury Redstone	#5131
Mercury Redstone	KS-1
Micro-Probe	#5052
Micro-Probe	KB-10
Micro-Probe	KB-22
Micron	#5005
Micron	KA-5
Nike Smoke	#5145
Nike Smoke	#5183
Nike Smoke	KE-3
Nike Smoke	KS-15
Nomad	#5035
Nomad	KB-5
Orion	#5068
Orion	KC-8
Payloader	KB-4
Payloader II	#5080
Payloader II	KC-20



Photon Probe	KD-16
(The) Point	#5073
(The) Point	KC-13
Python Fighter	#5358
Quasar	#5067
Quasar	KC-7
Recruiter	#5090
Recruiter	KC-30
S.S.V. Scorpion	#5307
Satellite 62SL	#5302
Satellite 62SL	KM-2
Saturn 1B	#5140
Saturn 1B	KS-10
Saturn 5	#5142
Saturn 5	KS-12
Scorpion	#5176
Scorpion	KF-6
Scram Jet	#5174
Scram Jet	KF-4
Screaming Eagle	#5173
Screaming Eagle	KF-3
Sky Devil	#5040
Sky Devil	KB-10
Snipe Hunter	#5043
Snipe Hunter	KB-13
Space Shuttle	#5006
Space Shuttle	KC-6
SST Shuttle 1	#5077
SST Shuttle 1	KC-17
Star Trooper	#5103
Star Trooper	KM-3
Starfire	#5072
Starfire	KC-12
Swift	KBG-3
T Bird	#5069
T Bird	KC-9
Taurus Fleet Ship	#5033
Taurus Fleet Ship	KB-3
Thunder Bird	#5339
Thunder Hawk	#5338
Thunder Roc	#5340
Tomahawk	#5100
Tomahawk	KC-40
U.S.S. America	#5310
Vector V	#5032
Vector V	KB-2
V2	#5149

Super Kit

Super Kit



V2

X-21

X-21

KS-19

BG-21

KBG-21



Master List for **Centuri** by *Number*

#5001	Lil' Hercules
#5004	Mach 10
#5005	Micron
#5006	Fire Fly
#5008	Excalibur
#5009	Flutter-By
#5032	Vector V
#5033	Taurus Fleet Ship
#5035	Nomad
#5036	Black Widow
#5038	BatRoc
#5040	Sky Devil
#5043	Snipe Hunter
#5047	Astro-1
#5052	Micro-Probe
#5057	Aero-Bat
#5059	Acro-Bat
#5061	Arcon
#5062	Centurion
#5063	Arcon-Hi
#5064	Long Tom
#5065	Astrobee 350
#5066	Space Shuttle
#5067	Quasar
#5068	Orion
#5069	T Bird
#5072	Starfire
#5073	(The) Point
#5074	Iris
#5075	Centaur
#5076	Chuter Two
#5077	SST Shuttle 1
#5080	Payloader II
#5085	Honest John
#5090	Recruiter
#5091	Javelin
#5095	Defender Space Probe
#5100	Tomahawk
#5103	Star Trooper
#5105	Marauder
#5110	Laser-X
#5131	Mercury Redstone
#5138	Little Joe II
#5139	Little Joe II



#5140	Saturn 1B	
#5142	Saturn 5	
#5145	Nike Smoke	
#5149	V2	
#5172	Hummingbird	
#5173	Screaming Eagle	
#5174	Scram Jet	
#5176	Scorpion	
#5178	Lil' Hustler	
#5179	Explorer	
#5180	Hustler	
#5182	Aero-Dart	
#5183	Nike Smoke	
#5213	(Stellar) Hercules	<i>Stellar</i>
#5302	Satellite 62SL	
#5307	S.S.V. Scorpion	<i>Super Kit</i>
#5310	U.S.S. America	<i>Super Kit</i>
#5312	E.S.S. Raven	<i>Super Kit</i>
#5325	Alien Scoutship Flying Saucer	
#5335	Earth Forces Starfighter	<i>Buck Rogers</i>
#5336	Draconian Marauder	<i>Buck Rogers</i>
#5338	Thunder Hawk	
#5339	Thunder Bird	
#5340	Thunder Roc	
#5341	Magnum D Hornet	
#5342	Magnum D Jayhawk	
#5358	Python Fighter	
BG-21	X-21	
KA-1	Lil' Hercules	
KA-4	Mach 10	
KA-5	Micron	
KA-6	Fire Fly	
KA-8	Excaibur	
KA-9	Flutter-By	
KB-2	Arcon	
KB-2	Vector V	
KB-3	Taurus Fleet Ship	
KB-4	Payloader	
KB-5	Nomad	
KB-6	Black Widow	
KB-8	Aero-Dyne	
KB-8	BatRoc	
KB-10	Micro-Probe	
KB-10	Sky Devil	



KB-13	Snipe Hunter
KB-17	Astro-1
KB-22	Micro-Probe
KBG-1	Aero-Bat
KBG-3	Acro-Bat
KBG-3	Swift
KBG-21	X-21
KC-1	Arcon
KC-2	Centurion
KC-3	Arcon-Hi
KC-4	Long Tom
KC-5	Astrobee 350
KC-6	Space Shuttle
KC-7	Quasar
KC-8	Orion
KC-9	T Bird
KC-12	Starfire
KC-13	(The) Point
KC-14	Iris
KC-15	Centaur
KC-16	Chuter Two
KC-17	SST Shuttle 1
KC-20	Payloader II
KC-25	Honest John
KC-30	Recruiter
KC-31	Javelin
KC-35	Defender Space Probe
KC-40	Tomahawk
KC-45	Marauder
KC-50	Laser-X
KD-12	Aero-Dart
KD-13	(Stellar) Hercules
KD-16	Photon Probe
KE-3	Nike Smoke
KF-2	Aero-Dart
KF-2	Hummingbird
KF-3	Screaming Eagle
KF-4	Jaguar
KF-4	Scram Jet
KF-6	Scorpion
KF-8	Lil' Hustler
KF-9	Explorer

Stellar



KF-10	Hustler
KFS-9	Aero-Dart
KM-2	Satellite 62SL
KM-3	Star Trooper
KS-1	Mercury Redstone
KS-8	Little Joe II
KS-9	Little Joe II
KS-10	Saturn 1B
KS-12	Saturn 5
KS-15	Nike Smoke
KS-19	V2

Acro-Bat (KBG-3 or #5059)



MODEL NAME: **Acro-Bat**

Also known as:

NUMBER: KBG-3 or #5059

Introduced: 1963

Final Year: 1965

Designer: Lee Piester

Type: Boost Glider

Motor Mount: 1x18mm

Recovery: Glide

Stages: 1

Length: 15"

Diameter:

Span:

Weight:



Mfg. Description: Powered flight straight up - - then glide return for a soft landing. New improved design incorporated canard control surfaces with delta wing to give longer glide duration time. With the insertion of a new rocket engine, the Acro-Bat is ready to fly again. Completed model measures 15" from tip to tail. (Centuri 1964 Catalog)

1965 Centuri Catalog text identical to 1964

Editor's Note:

Catalog Liveries



1964



1965

Web Liveries

Face Card(s)

Instruction Header

Also of interest:

392



Aero-Bat (KBG-1 or #5057)

MODEL NAME: **Aero-Bat**

Also known as:

NUMBER: KBG-1 or #5057

Introduced: 1962

Final Year: 1964

Designer: Lee Piester

Type: Rocket Glider

Motor Mount: 1x18mm

Recovery: Glide

Stages: 1

Length: 14"

Diameter:

Span:

Weight:



Mfg. Description: Powered flight straight up ----- then glide return for a soft landing. With the insertion of a new engine, the Aero-Bat is ready to fly again.

The completed model measures 14" from tip to tail. Comes in kit form --- easy to assemble.
(Centuri 1962 Catalog)

Editor's Note:

Catalog Liveries



1962

Web Liveries

Face Card(s)

Instruction Header

Aero-Dart (KF-2)



MODEL NAME: **Aero-Dart** *Also known as:*

NUMBER: KF-2

Introduced: 1962

Final Year: 1964

Designer: Lee Piester

Type: Sport

Motor Mount:

Recovery: Parachute

Stages: 1

Length:

Diameter: 1.5"

Span:

Weight:



Mfg. Description: Designed for use with F-type rocket engines. Single-stage model with high altitude capabilities. Chute recovery system brings Aero-Dart safely back to earth, ready for another flight. (Centuri 1962 Catalog)

=====

1964 Catalog text identical to 1962 Catalog

Editor's Note: The early days of model rocktery have several examples where an early company released more than a single, dicrete design under the same name and product number. The Centuri Black Widow is a good example of this as is this entry, the Aero-Dart.

Stefan Jones, guest contributor to this article, has built examples of both versions of the KF-2. Along with his observations will be presented some actual measurements.



1962



1964

*Web Liveries**Face Card(s)**Instruction Header(s)**Stefan Jones Remembers the Aero-Dart*

The technology behind Centuri's "Large Scale Rocketry" line was inherited from Coaster, a nearly forgotten maker of kits and large (E, F, and G) black powder motors.

The first Aero-Dart appeared in the 1962 catalog. It had three parallelogram shaped fins and no payload section. Centuri did not offer large motors at the time. Presumably this Aero-Dart was sold to be flown with Coaster motors.

This Aero-Dart appears in the 1964 catalog. It cost a princely \$7.95. The 1964 Centuri catalog offers just one large motor, an "F11-3". In today's terms this would be a F49-3, with about 49 n-s of thrust. The motor sold for 3 for \$3.60, plus Railroad Express shipping. Also offered are a larger launch pad and four pages of parts and supplies for larger models.

In 1965, the third and most familiar of the Aero-Dart models was introduced, along with three other "Large Scale Model Rocket" kits. The new Aero-Dart was larger and had more elegant swept fins. A variety of end burning ("Atlas") and port burning ("Hercules") E and F motors were introduced.

Later catalogs would see the introduction of "Minimax" motors, which were succeeded by the composite "Enerjet" line. The Aero-Dart would see one last redesign, and appear for the last time in the 1972 catalog of Centuri's Enerjet subsidiary.

I have built and flown the first three versions of the Aero-Dart, plus a "Hustler." It was a fun project and have gotten a lot of nice comments from people who recognize the models. My only regret is not having any of the hefty old black powder motors like the F100 to fly them with!

The re-use of catalog numbers (on Centuri's part) is confusing, but these are really two different models.

On the other hand, they are closely related thematically, so it makes sense to put them in one entry.

I just measured my clones.

The Aero Dart "Mark I" (1962) has a span of 7 1/4", and a length of 31"

The Aero-Dart "Mark II" (1964) has a span of 8 1/2", and a length of 36 1/4"

The OD is 1.6" in both cases. Really heavy duty tubes!

I've attached two better photos of my recreations.



First Version



Second Version

Also of interest: Centuri Aero-Dart Family



Aero-Dart (KF-12 or #5182)

MODEL NAME: **Aero-Dart**

Also known as:

NUMBER: KF-12 or #5182

Introduced: 1967

Final Year: 1971

Designer: Lee Piester

Type: Sport/payload

Motor Mount:

Recovery: Parachute

Stages: 1

Length:

Diameter: 1.75"

Span:

Weight:



Mfg. Description: All new - - from cone to fins! High performing single-stage operating model rocket with high altitude capabilities. New payload compartment provides more space for live biological specimens or instrumentation. New positive chute recovery system brings the Aero-Dart and its payload safely back to earth - ready for another flight. (Centuri 1967 Catalog)

=====

1968 Catalog text identical to 1967 Catalog

=====

Centuri's highest altitude, high performance, single-stage payload rocket. Large (1.75" x 6") payload compartment provides plenty of space for live biological specimens or instrumentation. Positive parachute recovery system with "safety secure cable" brings the AERO-DART and its payload safely back to earth. Launch it many, many times. Simply install new engine for each flight. Engine mounts and recovery harness are pre-installed at factory, fins are pre-marked. (Centuri 1969 Catalog)

Catalog Liveries



1967



1968



1969

Web Liveries

Face Card(s)

Instruction Header(s)



Also of interest: Centuri Aero-Dart Family



Aero-Dart (KFS-9)

MODEL NAME: **Aero-Dart**

Also known as:

NUMBER: KFS-9

Introduced: 1965

Final Year: 1966

Designer: Lee Piester

Type: Sport/payload

Motor Mount:

Recovery: Parachute

Stages: 1

Length:

Diameter: 1.75"

Span:

Weight:



Mfg. Description: All new - - from cone to fins! High performing single-stage operating model rocket with high altitude capabilities. New payload compartment provides more space for live biological specimens or instrumentation. New positive chute recovery system brings the Aero-Dart and its payload safely back to earth - ready for another flight. (Centuri 1965 Catalog)

Catalog Liveries



1965

Web Liveries

Face Card(s)

Also of interest: Centuri Aero-Dart Family

Aero-Dyne (KB-8)



MODEL NAME: **Aero-Dyne** *Also known as:*

NUMBER: KB-8

Introduced: 1963

Final Year: 1964

Designer: Lee Piester

Type: 3 Stage

Motor Mount: 1x18mm/1x18mm/1x18mm

Recovery: Tumble/Tumble/Parachute

Stages: 3

Length:

Diameter:

Span:

Weight:



Mfg. Description: This new Centuri kit, designed for the advanced model rocketeer, demonstrates the method for reaching extreme altitudes through the staging of engines. The simplified stage coupling technique results in reliable separation of stages.

As each stage engine is expended and falls away, the next stage engine ignites and takes over. The final stage climbs to well over 2,000 feet, then returns by parachute, ready for another flight. (Centuri 1964 Catalog)

Editor's Note: This rocket shares the number KB-8 with the Bat-Roc, a completely different rocket.

Catalog Liveries



1964

Face Card(s)

Instruction Header

Also of interest:

400



Alien Scoutship Flying Saucer (#5325)

MODEL NAME: **Alien Scoutship Flying Saucer**

Also known as:

NUMBER: #5325

Introduced: 1978

Final Year: 1982

Designer:

Type: Oddroc/Saucer

Motor Mount: 1x18mm

Recovery: Aerobrake

Stages: 1

Length: 3.5"

Diameter: 9.125"


Span: 9.125"

Weight: 2.4 oz



Mfg. Description: Streaking across the galaxy, flying saucers may bring alien life forms of all sorts to our planet. Centuri's model of this frequently observed craft features sturdy pre-cut, pre-formed fiber parts, embossed surface detail, airdials that double as landing gear plus an engine block. All parts are pre-colored and no special tools are necessary - just white glue. The Flying Saucer fits any launcher and flies to surprising altitudes with a single "Super C" booster engine. It glides back to earth for a safe landing ready to fly again. (Centuri 1978 Catalog 2)

Catalog Liveries



1978 Catalog 2



1979



1980



1981



1982

Web Liveries

Face Card(s)

Also of interest:



Arcon (KB-2)

MODEL NAME: **Arcon**

Also known as:

NUMBER: KB-2

Introduced: 1962

Final Year: 1964

Designer:

Type: Scale

Motor Mount:

Recovery: Parachute

Stages: 1

Length: 16"

Diameter:

Span:

Weight:

Out
Of
Production

Mfg. Description: Single-stage upper atmosphere research vehicle. High altitude capabilities. Basic design makes this kit the ideal rocket for beginner or novice. Parachute recovery system brings model safely back to earth. (Centuri 1962 Catalog)

Single-stage scale model of the upper atmosphere research vehicle. High altitude capabilities. The Arcon's basic design makes this kit the ideal rocket for beginner or novice. Parachute recovery system brings it safely back to earth, ready for another flight. Comes to you in easy-to-build kit form. (Centuri 1964 Catalog)

Editor's Note:

Catalog Liveries



1962



1964



Web Liveries

Face Card(s)

Instruction Header

Also of interest: Arcon Sounding Rocket Family



Arcon (KC-1 or #5061)

MODEL NAME: **Arcon** *Also known as:*

NUMBER: KC-1 or #5061

Introduced: 1965

Final Year: 1971

Designer:

Type: Scale, Payload

Motor Mount: 1x18mm

Recovery: Parachute

Stages: 1

Length: 21"

Diameter: 1.04"

Span:

Weight: 1.25 oz



Mfg. Description: No significant text in 1967 Catalog

No significant text in 1968 Catalog

=====

A 1/6 semi-scale real flying model of the 11 ft. long sounding rocket built by ARC in 1958 for atmospheric testing. Its large capsule will carry up to 1 oz. or payload. Comes complete with detailed instruction, all parts, large red and white plastic parachute and decals. The Arcon-Hi will climb to over 2,200 feet with the B14-0/C6-5 engine combination. (Centuri 1969 Catalog)

Editor's Note:

Catalog Liveries



1967



1968



1969

Face Card(s)

Instruction Header

Also of interest: Arcon Sounding Rocket Family

Arcon-Hi (KC-3 or #5063)



MODEL NAME: **Arcon-Hi**

Also known as:

NUMBER: KC-3 or #5063

Introduced: 1965

Final Year: 1977

Designer:

Type: Scale, Payload, 2 Stage

Motor Mount: 1x18mm/1x18mm

Recovery: Tumble/Parachute

Stages: 2

Length: 25"

Diameter: 1.04"

Span:

Weight: 1.27 oz



Mfg. Description: No significant text in 1967 Catalog

No significant text in 1968 Catalog

=====

A 1/6 semi-scale real flying model of the 11 ft. long sounding rocket built by ARC in 1958 for atmospheric testing. Its large capsule will carry up to 1 oz. or payload. Comes complete with detailed instruction, all parts, large red and white plastic parachute and decals. The Arcon-Hi will climb to over 2,200 feet with the B14-0/C6-5 engine combination. (Centuri 1969 Catalog)

=====

Real two-stage action! Big payload capsule! Parachute recovery! A 1/6 scale flying model of the 11 foot long Atlantic Research Corporation sounding rocket. Its large capsule will carry up to 1 oz. of payload. Comes complete with detailed instructions, all parts, large red-and-white parachute, and all required decals. Flies over 2200 feet with B14-0/C6-7 combination. Wow! (Centuri 1970 Christmas Catalog)

Editor's Note:

Catalog Liveries



1965



1967



1968



1969



1970 Christmas

Web Liveries

Face Card(s)



Instruction Header



Also of interest: Arcon Sounding Rocket Family



Astro-1 (KB-17 or #5047)

MODEL NAME: **Astro-1**

Also known as:

NUMBER: KB-17 or #5047

Introduced: 1969

Final Year: 1983

Designer:

Type: Sport

Motor Mount: 1x18mm

Recovery: Parachute

Stages: 1

Length: 16"

Diameter: 1.05"

Span:

Weight: 1.1 oz



Mfg. Description: Easy and fast to build, ASTRO-1 is an excellent starting kit for the beginning rocketeer. Its high performance design assures you excellent, high altitude flights every time. Upon ignition, ASTRO-1 zooms hundreds of feet into the sky and returns safely by a large red and white parachute. Kit comes complete with parachute, colorful decals, "Quick-Change" engine mount and step-by-step illustrated instructions. (Centuri 1969 Catalog)

=====

This world famous sport flying rocket is easy and fast to build. Astro-1 is one of Centuri's most successful and popular kits for the aspiring modeler. High performance design, streamlined profile, and rake-back fins assure a perfect, high altitude flight every time. Astro-1 streaks hundreds of feet into the sky, returning safely on a large red and white chute. Decals included. (Centuri 1970 Christmas Catalog)

Catalog Liveries



1969



1970 Christmas



1971



1972



1975



1979



1980



1982



1983

Web Liveries

Face Card(s)

Also of interest: Centuri Astro-1 Family

Astrobee 350 (KC-5 or #5065)

MODEL NAME: **Astrobee 350** *Also known as:*

NUMBER: KC-5 or #5065

Introduced: 1965

Final Year: 1975

Designer:

Type: Scale

Motor Mount: 1x18mm

Recovery: Parachute

Stages: 1

Length: 16.5"

Diameter: 1"

Span:

Weight: 1.1 oz



Mfg. Description: High altitude, scale, operating model of the 50 ft. solid propellant, upper atmosphere research vehicle. Terrific model for both beginner and advanced rocketeer. Upon ignition, the Astrobee 350 streaks hundreds of feet into the sky, and returns by multi-color parachute, ready for another flight. This rocket may be multi-staged with the addition of the Booster Kit shown on page 7. (Centuri 1965 Calalog)

=====

High altitude, scale, operating model of the 50 ft. solid propellant, upper atmosphere research vehicle. Terrific model for both beginner and advanced rocketeer. Upon ignition, the Astrobee 350 streaks hundreds of feet into the sky, and returns by multi-color parachute, ready for another flight. (Centuri 1967 Calalog)

=====

1968 Catalog text identical to 1967 Catalog

=====

A real flying, high altitude scale model of the 50 ft. tall solid propellant rocket used to research the atmosphere. Terrific for both beginning and advanced rocketeer. Upon ignition, the Astrobee 350 streaks hundreds of feet skywards and returns safely by two color parachute, ready to load up with a new engine and fly again and again. (Centuri 1969 Calalog)

Editor's Note:

Catalog Liveries



1965



1967



1968



1969

Web Liveries

Face Card(s)

Instruction Header

Also of interest: Astrobee Sounding Rocket Family



BatRoc (KB-8 or #5038)

MODEL NAME: **BatRoc**

Also known as:

NUMBER: KB-8 or #5038

Introduced: 1968

Final Year: 1968

Designer: Ron Maggiano

Type: Exotic

Motor Mount: 1x18mm

Recovery: Parachute

Stages: 1

Length:

Diameter:

Span:

Weight:

Mfg. Description: DESC



Catalog Liveries

Web Liveries

Face Card(s)

Also of interest: Centuri BatRoc Family

Black Widow (KB-6 or #5036)



MODEL NAME: **Black Widow** *Also known as:*

NUMBER: KB-6 or #5036

Introduced: 1963

Final Year: 1981

Designer: Lee Piester

Type: Sport, 2 Stage

Motor Mount: 1x18mm/1x18mm

Recovery: glide/Parachute

Stages: 2

Length: 15"

Diameter: 0.76"

Span:

Weight: 1.3 oz



Mfg. Description: Simple enough for the beginner to build and launch, yet advanced in function and design. Using the B.8-0 and B.8-6 engine combination, this "bird" had flown to well over 1,500 feet. The unusual "first stage" or "booster" glides slowly back to earth after separation. Sure-safe parachute recovery system brings the second stage safely back to earth, ready for another flight. (Centuri 1964 Catalog)

=====

1965 Centuri Catalog Identical to 1964

1967 Centuri Catalog Identical to 1964

1968 Centuri Catalog Identical to 1964

=====

Simple enough for the beginner to build and launch, yet advanced in function and design. Using the B6-0 and B6-7 engine combination, this "bird" can fly to well over 1,500 feet. Its unusual "booster" glides slowly back to earth after separation, while the second stage continues to climb. Parachute recovery system brings 2nd stage safely back down to be flown many times. (Centuri 1969 Catalog)

Catalog Liveries



1962



1964



1965



1967



1968



1969



1971



1972



1975



1979

Face Card(s)



Instruction Header(s)



Also of interest:



Centaur (KC-15 or #5075)

MODEL NAME: **Centaur**

Also known as:

NUMBER: KC-15 or #5075

Introduced: 1965

Final Year: 1971

Designer:

Type: Sport, Payload

Motor Mount: 1x18mm/1x18mm

Recovery: Tumble/Parachute

Stages: 2

Length: 20.5"

Diameter: 1.3"

Span:

Weight: 1.8 oz



Mfg. Description: The futuristic Centaur Space Probe represents the ultimate in advanced model rocket design. A perfect kit for the advanced modeler, the Centaur has new, low drag fins and unique reliable stage coupling. This "bird" soars to well over 1800 feet and returns safely by parachute. (Centuri 1965 Catalog)

=====

The futuristic Centaur Space Probe represents the ultimate in advanced model rocket design. A perfect kit for the advanced modeler, the Centaur has new, low drag fins and unique reliable stage coupling. This "bird" soars to well over 1800 feet and returns safely by parachute.

This Easy-to-Build CENTAUR kit comes to you with all engine mounts and stage couplers pre-installed. Simply attach the fins, install recovery system, and paint. Kit includes roll pattern decals, two-color parachute, and complete assembly and launching instructions. (Centuri 1967 Catalog)

=====

1968 Catalog text identical to 1967 Catalog

=====

A real payload booster!! Launch up to 2 ounces!! Great for beginning "multi-stager". Reliable "dual-lock" stage coupling gives real two-stage action. CENTAUR 2nd stage climbs to over 1800 feet and returns safely by large 20" colorful parachute. Booster "tumble recovers". Comes with all engine mounts and stage couplers pre-installed. Simply attach fins, install recovery system, and finish. Includes decals and parachute plus complete instructions. (Centuri 1969 Catalog)

Catalog Liveries



1965



1967



1968



1969



1971

Web Liveries

Face Card(s)





Instruction Header(s)



Also of interest: Centuri Centaur Family

Centurion (KC-2 or #5062)



MODEL NAME: **Centurion**

Also known as:

NUMBER: KC-2 or #5062

Introduced: 1970

Final Year: 1977

Designer:

Type: Sport

Motor Mount: 1x18mm

Recovery: Parachute

Stages: NUMBER

Length: 24"

Diameter: 1.64"

Span:

Weight: 2.3 oz.



Mfg. Description: Big and Beautiful! - is Centuri's new kit the CENTURION. Slow, realistic lift-offs are topped by a slow descent to earth on a large parachute. This kit features our new Baffle Ejection System which protects the parachute from the heat of the engine ejection gasses, eliminating the need for chute wadding. An engine lock makes engine change a snap. Kit is complete with illustrated assembly instructions and special CENTURION decal. (1971 Catalog)

Catalog Liveries



1971



1972

Web Liveries

Face Card(s)

Also of interest: Centuri Centurion Family

Chuter Two (KC-16 or #5076)

MODEL NAME: **Chuter Two**

Also known as: Chuter 2, Chuter II

NUMBER: KC-16 or #5076

Introduced: 1967

Final Year: 1971

Designer:

Type: Payload

Motor Mount: 1x18mm

Recovery: Parachute

Stages: 1

Length: 18.5"

Diameter: 0.908"

Span:

Weight: 1.0 oz



Mfg. Description: A terrific high performance bird! This sleek-trim model is an excellent starter kit and a challenging one for the experience pro. The 3" long cone capsule will carry your insect or instrument payload to well over 1500 feet altitude. The Chuter-Two contain 2 colorful parachutes - - one to recover the cone capsule and the other to recover the main body. (Centuri 1967 Catalog)

=====

1968 Catalog text identical to 1967 Catalog

=====

A terrific high performance bird! This sleek-trim model is an excellent starter kit and a challenging one for the experienced pro. The 3" long cone capsule will carry your insect or instrument payload to well over 1500 ft. altitude. The CHUTER-2 contain two colorful parachutes - - one to bring back the payload capsule, and one to return the main body. (Centuri 1969 Catalog)

Catalog Liveries



1967



1968



1969




1971

Web Liveries

Face Card(s)

Instruction Header(s)



Also of interest: Centuri Chuter Two Family



Defender Space Probe (KC-35 or #5095)

MODEL NAME: **Defender Space Probe**

Also known as: Defender

NUMBER: KC-35 or #5095

Introduced: 1967

Final Year: 1970

Designer:

Type: cluster/sport/payload

Motor Mount: 3x18mm

Recovery: parachute

Stages: 1

Length: 21"

Diameter: 1.64"

Span:

Weight: 2.0 oz



Mfg. Description: The Defender represents the latest in futuristic aero space design as applied to model rocketry. Launch your payload (up to 3 ounces) in either of two compartments to high altitudes with 3-Enging cluster thrust. The Defender is a real challenge for the experienced modeler. Kit comes complete with all parts, decals, detailed assembly instructions and engine clustering and launching information. Engines not included. Recovers safely by a large 20" two color parachute. (Centuri 1967 Catalog)

=====

The Defender represents the latest in futuristic aero space design as applied to model rocketry. Launch your payload (up to 3 ounces) in either of two compartments to high altitudes with 3-Enging cluster thrust. The Defender is a real challenge for the experienced modeler. Kit comes complete with all parts, decals, detailed assembly instructions and engine clustering and launch information. Engines not included. Recovers safely by a large 20" two color parachute. (Centuri 1968 Catalog)

=====

Now launch up to 3 ounces of payload to high altitudes with 3 engine cluster thrust. A real challenge for the experienced modeler yet easy to build. Kit comes complete with illustrated assembly instruction, decals, large 20" parachute, plus technical report #TIR-52 on "Reliable Clustering Techniques". (Centuri 1969 Catalog)

Catalog Liveries



1967



1968



1969

Web Liveries

Face Card(s)



Also of interest: Centuri Defender Space Probe Family

Draconian Marauder (#5336)

MODEL NAME: **Draconian Marauder**

Also known as:

NUMBER: #5336

Introduced: 1979

Final Year: 1981

Designer:

Type: Exotic

Motor Mount: 1x18mm

Recovery: Parachute

Stages: 1

Length:

Diameter:

Span:

Weight:

Mfg. Description:

**Out
Of
Production**

Catalog Liveries



1979



1980

Web Liveries

Face Card(s)



Also of interest: Buck Rogers Draconian Marauder Family



E.S.S. Raven (#5312)

MODEL NAME: **E.S.S. Raven**

Also known as:

NUMBER: #5312

Introduced: 1976

Final Year: 1981

Designer:

Type: Exotic

Motor Mount:

Recovery: Parachute

Stages: 1

Length: 30.5"

Diameter: 1.6"

Span: 10.5"

Weight: 5.3 oz



Mfg. Description: The E.S.S. Raven is the proud flagship of the Earth Science Service (E.S.S.). The service was founded in 1981 when leading scientists united in a world federation that cuts across national boundaries and politics. The E.S.S. has pushed the frontiers of science ever outward with the recently announced Faster Than Light Drive, and the rumors of time travel. The Raven is part of the E.S.S. Ozone Research Project which tests the upper stratosphere. Based somewhere in the Sierra Mountains, the Raven can fly to the very limits of the atmosphere. The huge lower scoop gathers air samples to be analyzed by the vast shipboard computer buried within the huge vessel. (Centuri 1st 1976 Catalog)

Editor's Note:

Catalog Liveries



1976 Catalog 1



1976 Catalog 2



1979



1980

Web Liveries

Face Card(s)



Also of interest: Centuri ESS Raven Family, Centuri Super Kit Family

Earth Forces Starfighter (#5335)

MODEL NAME: **Earth Forces Starfighter** *Also known as: Buck Rogers Starfighter, Starfighter*

NUMBER: #5335

Introduced: 1979

Final Year: 1981

Designer:

Type: Exotic

Motor Mount: 1x18mm

Recovery: Parachute

Stages: 1

Length:

Diameter:

Span:

Weight:



Mfg. Description: Now a flying rocket powered model of Buck Roger's 25th Century interceptor. Details galore with authentic insignia and markings make it a super display model. Launches vertically to [remainder of text illegible] (Centuri 1979 Catalog)

Editor's Note:

Catalog Liveries



1979

Web Liveries



Face Card(s)



Instruction Header



Also of interest: Buck Rogers Media Family, Estes Blackhawk #2053



Excalibur (KA-8 or #5008)

MODEL NAME: **Excalibur**

Also known as:

NUMBER: KA-8 or #5008

Introduced: 1972

Final Year: 1980

Designer:

Type: Sport

Motor Mount: 1x18mm

Recovery: Parachute

Stages: 1

Length:

Diameter:

Span:


Weight:



Mfg. Description: More than 2 feet long, the EXCALIBUR is in a class of its own with the dynamic lines of real research rockets. Rapid assembly techniques include molded body reducer, plastic nose cone, engine lock, die-cut smooth-faced fibre fins and a minimum of tools required. Detailed assembly instructions include painting tips and customizing option to form upper section payload capsule. The custom decal sheet and bright reflective chrome trim finish off this lean bird...long on looks and performance. (Centuri 1972 Catalog)

Editor's Note:

Catalog Liveries



1972



1979



Web Liveries

Face Card(s)



Also of interest: Centuri Excaltibur Family



Explorer (KF-9 or #5179)

MODEL NAME: **Explorer**

Also known as:

NUMBER: KF-9 or #5139

Introduced: 1965

Final Year: 1971

Designer: Lee Piester

Type: Sport

Motor Mount:

Recovery: Parachute

Stages: 1

Length: 27"

Diameter: 1.75"

Span:

Weight: 3.9 oz



Mfg. Description: Extremely versatile!!! The Explorer may be powered by either Atlas or Hercules series engines. Upon ignition the Explorer streaks to altitudes approaching 2000 feet. With the addition of a payload section, it can carry your payload to upper atmosphere altitude. (Centuri 1965 Catalog)

=====

Extremely versatile!!! The Explorer may be powered by either the "E" of "F" type MINI-MAX engines shown on pages 64 and 65. Upon ignition the Explorer streaks to altitudes approaching 2000 feet. With the addition of a payload section, it can carry your payload to upper atmosphere altitude. (Centuri 1967 Catalog)

=====

1968 Catalog text identical to 1967 Catalog

=====

Extremely versatile!!! The Explorer may be powered by either the "E" of "F" type MINI-MAX engines shown on pages 86 and 87. EXPLORER streaks to extremely high altitude when powered by the F94-7 engine and returns safely by 18" silk parachute. Kit comes with pre-installed engine mounts and shock cord/secure cable. (Centuri 1969 Catalog)

Editor's Note:

Catalog Liveries



1965



1967



1968



1969



1971

Web Liveries

Face Card(s)



Instruction Header(s)



Also of interest: Centuri Explorer Family

Fire Fly (KA-6 or #5006)



MODEL NAME: **Fire Fly**

Also known as:

NUMBER: KA-6 or #5006

Introduced: 1967

Final Year: 1974

Designer:

Type: Sport/2-Stage

Motor Mount:

Recovery: Tumble/Streamer

Stages: 2

Length: 9"

Diameter: 0.906"

Span:

Weight: 0.90 oz



Mfg. Description: The world's smallest two-stage rocket!

Only 9" long, the FIREFLY packs a lot of altitude into a very small package. Centuri's "dual-lock" stage coupling provides reliable upper stage ignition and separation. The FIREFLY streaks nearly out of site, then returns by "low-drag" streamers. Booster tumble recovers. Fly second stage by itself for excellent single stage flights. (Centuri 1969 Catalog)

=====

Only 9" long, the FIREFLY packs a lot of altitude into a tiny package. Dual-lock stage coupling provides reliable upper stage ignition and separation. A real performer at a budget price. Good looking too. Streamer recovery. (Centuri 1970 Christmas Catalog)

Editor's Note:

Catalog Liveries



1969



1970 Christmas



1971



Web Liveries

Face Card(s)



Also of interest: Centuri Firefly Family

Flutter-By (KA-9 or #5009)



MODEL NAME: **Flutter-By**

Also known as:

NUMBER: KA-9 or #5009

Introduced: 1972

Final Year: 1974

Designer: Grant Boyd

Type: Sport

Motor Mount:

Recovery: Tumble

Stages: 1

Length:

Diameter:

Span:

Weight:



Mfg. Description: This little fellow is a bird with a difference! Power separates at apogee into two wing shapes that flutter safely to earth. The simple recovery system and engine lock make the Flutter-By easy to prep and fun to fly over and over. Designed for low power engines, the Flutter-By is a great crowd pleaser. Kit includes custom decal, shiny high-visibility chrome trim, detailed instruction and die cut fins. (Centuri 1972 Catalog)

Editor's Note:

Catalog Liveries



1972



Web Liveries

Face Card(s)



Also of interest:

(Stellar) Hercules (KD-13 or #5213)



MODEL NAME: **Hercules**

Also known as: Stellar Hercules

NUMBER: KD-13 or #5213

Introduced: 1975

Final Year: 1976

Designer:

Type: Sport

Motor Mount: 1x18mm

Recovery: Parachute

Stages: 1

Length:

Diameter:

Span:

Weight:

Mfg. Description:

Editor's Note:




Catalog Liveries

Web Liveries

Face Card(s)

Instruction Header



Also of interest: Centuri Stellar Marketing Family



Honest John (KC-25 or #5085)

MODEL NAME: **Honest John** *Also known as:*

NUMBER: KC-25 or #5085

Introduced: 1966

Final Year: 1975

Designer:

Type: Scale

Motor Mount: 1x18mm

Recovery: Parachute

Stages: 1

Length: 13.4"

Diameter: 0.907"

Span:

Weight: 1.05 oz



Mfg. Description: A true-scale operating model of the U.S. Army's famous surface-to-surface ballistic missile. This 1/25th detailed scale model of HONEST JOHN lifts off the pad for a thrilling flight skyward, and returns gently to earth by a colorful parachute. Comes to you in easy-to-build kit form. Complete, except for engines. (Centuri 1967 Catalog)

=====

1968 Catalog text identical to 1967 Catalog

=====

True-scale operating model of the U.S. Army's famous surface-to-surface ballistic missile. This 1/25 detailed scale model of HONEST JOHN lifts off the launch pad for a thrilling flight skyward, and returns gently to Earth by a brightly colored parachute. Comes in easy-to-build kit form. Complete except engines. (Centuri 1969 Catalog)

=====

An accurate 1/25 scale version of the U.S. Army's famous surface-to-surface ballistic missile. A collector's item, this detailed scale model lifts off the launch pad for a realistic and breathtaking flight skyward, returning to earth safely on a brightly colored parachute. In kit form with decals and easy-to-understand instructions. (Centuri 1970 Christmas Catalog)

Editor's Note:

Catalog Liveries



1967



1968



1969



1970 Christmas

Web Liveries



Instruction Header



Also of interest: Honest John Ordnance Family

Hummingbird (KF-2 or #5172)



MODEL NAME: **Hummingbird**

Also known as:

NUMBER: KF-2 or #5172

Introduced: 1973

Final Year: 1977

Designer:

Type: Boost Glider

Motor Mount:

Recovery: Glide

Stages: 1

Length:

Diameter:

Span:

Weight:



Mfg. Description: Now it's easier than ever to get in on this fun recovery technique! Pre-colored, pre-cut, light-weight fibre parts go together in a jiffy! (Centuri 1973 Catalog)

Editor's Note:

Catalog Liveries



1973

Web Liveries

Face Card(s)

Also of interest:



Hustler (KF-10 or #5180)

MODEL NAME: **Hustler**

Also known as:

NUMBER: KF-10 or #5180

Introduced: 1965

Final Year: 1971

Designer: Lee Piester

Type: Payload

Motor Mount:

Recovery: Parachute

Stages: 1

Length: 37"

Diameter: 2.25"

Span:

Weight: 8.2 oz



Mfg. Description: A real work horse!! Designed to carry your biological specimen or instrumentation payload to extreme altitudes. Study acceleration effects -- build miniature camera -- build radio transmitter or receiver. The Hustler and its payload returns safely by large hemispherical silk parachute for many repeat launchings. (Centuri 1965 Catalog)

=====

1967 Catalog entry identical to 1965

1968 Catalog entry identical to 1965

=====

A real work horse!! Large capsule designed to carry your biological specimen or instrumentation payload to high altitudes. Study acceleration effects -- build miniature camera -- build and launch radio transmitter or receiver. The Hustler and its payload returns safely by large hemispherical silk parachute for many repeat launchings. Comes with engine mounts and shock cord/secure cable already installed. (Centuri 1969 Catalog)

Editor's Note:

Catalog Liveries



1965



1967



1968



1969

Web Liveries

Face Card(s)

Instruction Header



Also of interest: Centuri Hustler Family



Iris (KC-14 or #5074)

MODEL NAME: **Iris** *Also known as:*

NUMBER: KC-14 or #5074

Introduced: 1967

Final Year: 1975

Designer:

Type: Scale

Motor Mount: 1x18mm

Recovery: Parachute

Stages: 1

Length: 16.75"

Diameter: 0.907"

Span: 3.75"

Weight: 0.90 oz



Mfg. Description: The IRIS model rocket is a true scale, operating miniature of the big sounding rocket produced by Atlantic Research Corp. for NASA and the Naval Research Laboratories. The "big" IRIS has the capability of lifting a 100 lb. payload to 200 miles altitude.

Now you can build this beautiful scale model yourself, watch it streak hundreds of feet upward, returning safely by a colorful parachute. An excellent model for both the beginning and advanced rocketeer. (Centuri 1967 Catalog)

=====

1968 Catalog text identical to 1967 Catalog

1969 Catalog text identical to 1967 Catalog

Editor's Note:

Catalog Liveries



1967



1968

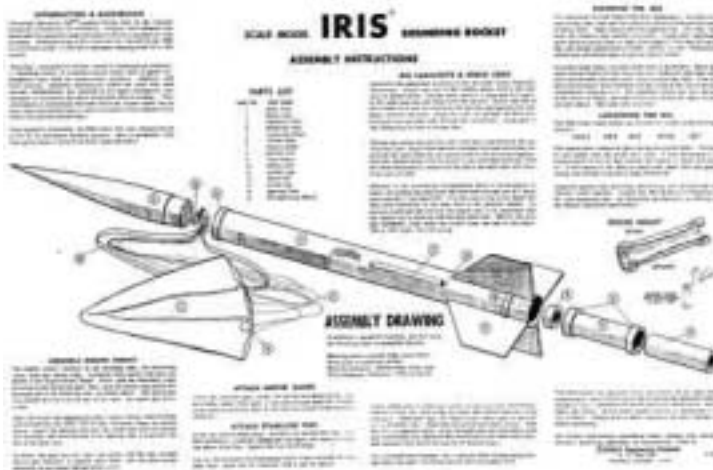


1969

Web Liveries

Face Card(s)

Instruction Header



Also of interest: (Atlantic Research) Iris Sounding Rocket Family



Jaguar (KF-4)

MODEL NAME: **Jaguar**

Also known as:

NUMBER: KF-4

Introduced: 1967

Final Year: 1971

Designer:

Type: Sport

Motor Mount:

Recovery: Parachute

Stages: 1

Length: 23"

Diameter: 1.20"

Span:

Weight: 2.5 oz



Mfg. Description: Top altitude possible with MINI-MAX 'EB' engines!! Easy-to-assemble. Comes with engine mounts pre-installed. Complete instructions, roll pattern decal, and engine information included. The JAGUAR streaks out of sight and returns safely by colorful silk parachute, ready for another spectacular flight. (Centuri 1967 Catalog)

=====

1968 Catalog text identical to 1967 Catalog

=====

Highest altitude possible with MINI-MAX 'EB' engines!! Smallest possible body diameter. Excellent MINI-MAX beginner rocket. Easy to assemble. Comes with engine mount and shock cord pre-installed. Powered by the new E7-8 engine, the JAGUAR streaks out of sight and returns safely by colorful silk parachute. Launch it many times. (Centuri 1969 Catalog)

Editor's Note:

Catalog Liveries



1967



1968



1969

Web Liveries

Face Card(s)

Instruction Header



Also of interest:



Javelin (KC-31 or #5091)

MODEL NAME: **Javelin**

Also known as:

NUMBER: KC-31 or #5091

Introduced: 1965

Final Year: 1983

Designer:

Type: Sport

Motor Mount: 1x18mm

Recovery: Parachute

Stages: 1

Length: 11.5"

Diameter: 0.75"

Span:

Weight: 0.5 oz



Mfg. Description: This easy-to-build, high performance rocket is just the "bird" for the beginning model rocketeer. Upon lift-off, the Javelin streaks into the sky hundreds of feet and returns safely by colorful parachute to be flown again and again. (Centuri 1965 Catalog)

=====

This easy-to-build, high performance rocket is just the "bird" for the beginning model rocketeer. Upon lift-off, the Javelin streaks into the sky hundreds of feet and returns safely by colorful parachute to be flown again and again.

This model has been tracked to over 1,800 feet using a B.8-6 Centuri engine. The payload cone, PC-70 or PS-72 on page 40 may be coupled for payload carrying capabilities. (Centuri 1967 Catalog)

=====

1968 Catalog text identical to 1967 Catalog

=====

This easy-to-build, high performance rocket is just the "bird" for the beginning model rocketeer. Upon lift-off, the Javelin streaks into the sky hundreds of feet and returns safely by colorful parachute to be flown again. The Javelin has been tracked to 1800 feet using a C6-7 Centuri engine. (Centuri 1969 Catalog)

=====

A real performer! The Javelin is just the "bird" for an eager beginner. Easy-to-build, this sleek beauty streaks high in the air and returns safely to earth on its colorful chute. With a C6-7, it can reach altitudes of 1,900 feet. Wow! (Centuri 1970 Christmas Catalog)

Editor's Note:

Catalog Liveries



1965



1967



1968



1969



1970 Christmas



1972



1975



1979



1980



1982




1983

Face Card(s)



Instruction Header(s)



Also of interest: Centuri Javelin Family

Laser-X (KC-50 or #5110)



MODEL NAME: **Laser-X**

Also known as:

NUMBER: KC-50 or #5110

Introduced: 1968

Final Year: 1981

Designer: Bill Blair

Type: Exotic

Motor Mount:

Recovery: Parachute

Stages: 1

Length: 21.5"

Diameter: 1.35"

Span:

Weight: 1.75 oz



Mfg. Description: A great new kit by Centuri! One of our most popular "birds", the Laser-X looks and performs fantastically. It's futuristic design and large size give you exciting, realistic looking lift-offs, and after reaching peak altitude, a colorful big parachute blossoms out and returns LASER-X safely back to earth. New pre-cut balsa fins make assembly easy. (Centuri 1969 Catalog)

=====

A real beauty! Laser-X will draw many favorable comments about appearance and performance. A fantastic hi-flyer! Its futuristic design and large size add to the air of excitement and zip. Pre-cut balsa fins and well written, complete instructions make building it a cinch. Big 3-color decals included. (Centuri 1970 Christmas Catalog)

Editor's Note:

Catalog Liveries



1969



1970 Christmas



1971



1972



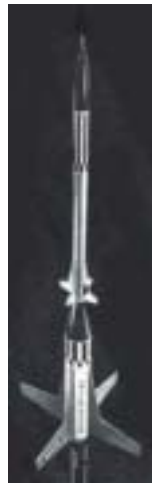
1975



1976 Catalog 1



1979



1981

Web Liveries

Face Card(s)

Also of interest: Centuri Laser-X Family

Lil' Hercules (KA-1 or #5001)



MODEL NAME: **Lil' Hercules** *Also known as:*

NUMBER: KA-1 or #5001

Introduced: 1965

Final Year: 1983

Designer:

Type: Sport

Motor Mount:

Recovery: Tumble

Stages: 1

Length: 5.6"

Diameter: 0.75"

Span:

Weight: 0.16 oz



Mfg. Description: Perfect for the beginner in model rocketry. Designed exclusively for use with the 'S' or Series III engines. Extremely small and light weight, the Lil' Hercules streaks skyward and returns safely for many flights. Easy-to-build kit. (Centuri 1965 Catalog)

=====

1967 Catalog Description identical to 1965 Catalog

=====

Perfect for the beginner in model rocketry. Designed exclusively for use with the 'S' or Series III engines. Extremely small and light weight, the Lil' Hercules streaks skyward and returns safely for many flights. Easy-to-build. (Centuri 1968 Catalog)

=====

Perfect for the beginner in model rocketry. Designed exclusively for use with the 'S' or Series III engines. Extremely lightweight, the LIL' HERC streaks skyward and returns safely for many more great flights. Easy-to-build. (Centuri 1969 Catalog)

=====

The answer for the beginner in model rocketry. The world famous Lil' Herc is designed to use the short "S" type engines exclusively. Extremely light-weight -- yet rugged beyond belief -- this popular little beauty streaks to high altitudes and returns safely for many more great flights. Really the pee wee of the Centuri line, Lil' Herc is easy-to-build and fun to fly! (Centuri 1970 Christmas Catalog)

Editor's Note:

Catalog Liveries



1965



1967



1968



1969



1970 Christmas



1972



1979



1980



1982



1983

Face Card(s)



Also of interest: Centuri Lil' Hercules Family



Lil' Hustler (KF-8 or #5178)

MODEL NAME: **Lil' Hustler**

Also known as:

NUMBER: KF-8 or #5178

Introduced: 1967

Final Year: 1971

Designer:

Type: Payload, Downscale

Motor Mount:

Recovery: Parachute

Stages: 1

Length: 29"

Diameter: 1.33"

Span:

Weight: 6.5 oz



Mfg. Description: A real payload carrier!! The "LIL' HUSTLER" is a 3/4 scale version of its big brother, the HUSTLER. Designed for its higher altitude capability, the LIL' HUSTLER will carry up to 6 ounces of payload. Comes with pre-installed engine mount and recovery system. Includes 3 powerful MINI-MAX F10-4 rocket engines with igniter packet and complete instructions. Safe recovery with colorful silk parachute. (Centuri 1967 Catalog)

=====

1968 Catalog text identical to 1967 Catalog

=====

A real payload carrier!! The "LIL' HUSTLER" is a 3/4 scale version of its big brother, the HUSTLER (on page 84). Designed for its higher altitude capability, the LIL' HUSTLER will carry up to 6 ounces of payload and return it safely via colorful SILRAY parachute. Comes with pre-installed engine mounts and recovery system. Kit includes 3 powerful MINI-MAX F55-4 rocket engines with igniter packet and complete instructions. (Centuri 1969 Catalog)

Editor's Note: The Lil' Hustler is mis-labeled as KF-10 in the 1967 catalog.

Catalog Liveries



1967



1968



1969

Web Liveries

Face Card(s)

Instruction Header



Also of interest: Centuri Hustler Family

(1/45) Little Joe II (KS-8 or #5138)

MODEL NAME: **Little Joe II**

Also known as: Apollo Little Joe 2

NUMBER: KS-8 or #5138

Introduced: 1968

Final Year: 1977

Designer:

Type: Scale. Cluster

Motor Mount:

Recovery: Parachute

Stages: 1

Length: 23.4"

Diameter: 3.4"

Span:

Weight: 5.5 oz



Mfg. Description: A terrific looking, top performing Real Flying Model of the famous rocket booster used by NASA to test out the APOLLO Capsule series before mating with the SATURN rockets. Now you can recreate those historic test flights with your own APOLLO Little Joe. Almost 2 feet tall, the LITTLE JOE model is strikingly impressive with its chrome plated corrugated body and pre-printed roll patterns. Powered by a 3 engine cluster, LITTLE JOE streaks hundreds of feet skyward, reaches maximum altitude, then separates into two parts -- each part returning on its own large 24" red and white parachute. Launch it over and over. Comes in easy-to-assemble kit form with complete instructions - plus Scale Data Booklet. (Centuri 1968 Catalog)

=====

1969 Catalog text identical to 1968 Catalog

=====

Little Joe II, a booster developed by NASA to test Apollo capsules before Saturn, makes up two members of the Centuri Super Scale family. Available in two scale sizes, 1/45 and 1/100, new construction techniques in metal foil and plastic yield models of unmatched detail accuracy as well as super flight characteristics. Both "Baby Joe" and its larger 1/45 version are contest winners. (Centuri 1970 Christmas Catalog)

Editor's Note:

Catalog Liveries



1968



1969



1970 Christmas



1971



1972



1975

Web Liveries

Face Card(s)

Also of interest: Little Joe II aunch Vehicle Family

(1/100) Little Joe II (KS-9 or #5139)

MODEL NAME: **Little Joe II**

Also known as: Little Joe

NUMBER: KS-9 or #5139

Introduced: 1969

Final Year: 1975

Designer:

Type: Scale

Motor Mount:

Recovery: Parachute

Stages: 1

Length: 10.5"

Diameter: 1.58"

Span:

Weight: 1.1 oz



Mfg. Description: A real high flyer!! This sharp "bird" looks just like its big brother. Kit includes corrugated metalized skin, pre-printed roll patterns, pre-shaped fins and molded plastic capsule with tower. The 1/100th Scale Little Joe streaks hundreds of feet upward, then returns safely by colorful chute. (Centuri 1969 Catalog)

=====

Little Joe II, a booster developed by NASA to test Apollo capsules before Saturn, makes up two members of the Centuri Super Scale family. Available in two scale sizes, 1/45 and 1/100, new construction techniques in metal foil and plastic yield models of unmatched detail accuracy as well as super flight characteristics. Both "Baby Joe" and its larger 1/45 version are contest winners. (Centuri 1970 Christmas Catalog)

Editor's Note:

Catalog Liveries



1969



1970 Christmas



1971



1972



Web Liveries

Face Card(s)

Also of interest: Little Joe II Launch Vehicle Family



Long Tom (KC-4 or #5064)

MODEL NAME: **Long Tom**

Also known as:

NUMBER: KC-4 or #5064

Introduced: 1970

Final Year: 1981

Designer:

Type: Sport, 2 Stage

Motor Mount:

Recovery: Tumble/Parachute

Stages: 2

Length: 35.5"

Diameter: 1.34"

Span:

Weight: 2.5 oz



Mfg. Description: The long, sleek lines of this two stage kit are sure to attract more than the usual amount of interest on the launch pad. Centuri's new innovations, Pass-Port Staging and Baffle Ejection help to make the LONG TOM tops in performance. If you want a big, impressive rocket for a low price -- then you've found it. (Centuri 1971 Catalog)

Editor's Note:

Catalog Liveries



1971



1972



1979



Web Liveries

Face Card(s)



Also of interest: Centuri Long Tom Family



Mach 10 (KA-4 or #5004)

MODEL NAME: **Mach 10**

Also known as:

NUMBER: KA-4 or #5004

Introduced: 1971

Final Year: 1979

Designer: Larry Brown

Type: Rocket Glider

Motor Mount: 1x18mm

Recovery: Streamer/Glide

Stages: 1

Length: 12"

Diameter: 1.64"

Span: 11"

Weight: 1.85 oz



Mfg. Description: The MACH 10 screams skyward at speeds better than 100 m.p.h. Peeling off at peak altitude, the MACH 10 ejects a target marker (with streamer), then after a couple of loops, settles into a circular glide path earthward. Making a "wheels up" landing, the MACH 10 skids gently to a stop on its belly tank.

Great for neighborhood contests! In a "MACH 10 Competition", you can see who can drop the target marker closest to a prescribed ground target, you can compete for glide endurance times, you can try for "spot landings" on a "runway" marked out on the ground. Fun to fly and easy to construct, the MACH 10 comes complete with all parts, illustrated instructions and three-color decals. (Centuri 1971 Catalog)

Editor's Note:

Catalog Liveries



1971



1972



1975



1979

Web Liveries

Face Card(s)



Also of interest:



Magnum D Hornet (#5341)

MODEL NAME: **Magnum D Hornet**

Also known as: Magnum Hornet

NUMBER: #5341

Introduced: 1980

Final Year: 1983

Designer:

Type: Sport

Motor Mount: 1x24mm

Recovery: Streamer

Stages: 1

Length: 19.8"

Diameter: 1.325"

Span:

Weight: 1.76 oz



Mfg. Description: SLEEK & SWIFT FLYER!

Your friends will marvel at how fast the sleek Hornet moves off the pad on Magnum-D power! Easy to build, the Hornet makes an excellent first "D" kit. Plastic nose cone, snappy decal, pre-cut balsa fins and long 90" streamer make Hornet fun to build and fly! (Centuri 1981 Catalog)

Catalog Liveries



1981



1982

Web Liveries

Face Card(s)

Also of interest: Centuri Hornet Family

Magnum D Jayhawk (#5342)



MODEL NAME: **Magnum D Jayhawk**

Also known as: Magnum Jayhawk

NUMBER: #5342

Introduced: 1980

Final Year: 1983

Designer: Chris Pocock and Doug Frost

Type: Scale

Motor Mount: 1x24mm

Recovery: Parachute

Stages: 1

Length: 30.4"

Diameter: 2.6"

Span:

Weight: 3.5 lbs.



Mfg. Description: Spectacular 1/5 scale model of the U.S. Navy's AQM 37A target drone, probably the prettiest U.S. missile ever. This massive rocket is over 30" long...it's impressive on the pad and in the air. Fantastically detailed, a challenge to all modelers. Special features include a molded plastic nosecone, huge pre-cut balsa sheets, and 112 sq. inch decal sheet (almost a square foot!) printed in five bold colors. Magnum D power gives it quite a ride and two 20 inch parachutes bring it safely to earth, ready for another flight. Designed for the advanced model rocketeer, this kit is a model you'll be extra proud to display and fly.

Editor's Note:

Catalog Liveries



1981



1982



Web Liveries

Face Card(s)



Also of interest: AQM-37 Jayhawk Ordnance Family

Marauder (KC-45 or #5105)



MODEL NAME: **Marauder**

Also known as:

NUMBER: KC-45 or #5105

Introduced: 1969

Final Year: 1971

Designer:

Type: Sport, 2 Stage, Payload

Motor Mount: 1x18mm/1x18mm

Recovery: Tumble/Parachute

Stages: 2

Length: 18"

Diameter: 0.908"

Span:

Weight: 1.1 oz



Mfg. Description: The ideal beginning multi-stage rocket! Real 2-stage action using Centuri's "dual lock" stage coupling. The MARAUDER will carry your payload to over 2000 feet in two successive stages, eject its parachute and return safely to be flown again. Booster tumble recovers. Second stage can be launched by itself as a great single stage rocket. Includes simulated exhaust nozzle and trim decals. (Centuri 1969 Catalog

Editor's Note:

Catalog Liveries



1969



1971

Web Liveries

Face Card(s)

Also of interest: Centuri Marauder Family

Mercury Redstone (KS-1 or #5131)

MODEL NAME: **Mercury Redstone**

Also known as:

NUMBER: KS-1 or #5131

Introduced: 1971

Final Year: 1983

Designer:

Type: Scale

Motor Mount: 1x18mm

Recovery: Parachute

Stages: 1

Length: 29"

Diameter: 2.04"

Span:

Weight: 3.7 oz



Mfg. Description: A true 1/38 scale version of the pioneer MERCURY REDSTONE. This is an accurately detailed scale model such as you would expect from Centuri. Measuring 2" in diameter, the REDSTONE stands 29" tall - a big, impressive model. Relatively simple in construction, this kit makes no sacrifice to detail and scale fidelity. The MERCURY capsule and tower are hi-impact molded styrene parts. Fins are pre-printed on quality basla stock. Large decals include roll patterns and all markings found on the real rocket.

Flight performance is both realistic and exciting. Recovery is dual parachute type: the main body descends on a large 24" chute while the capsule returns on its 12" chute. Featuring a Baffle Ejection System and "quick change" engine lock, the REDSTONE is a snap to "prep" for firing. Complete kit includes informative historical brochure. (Centuri 1971 Catalog)

Editor's Note:

Catalog Liveries



1971



1972



1975



1979



1982



Web Liveries

Face Card(s)

Also of interest: Mercury Redstone Launch Vehicle Family



Micro-Probe (KB-10)

MODEL NAME: **Micro-Probe** *Also known as:*

NUMBER: KB-10

Introduced: 1964

Final Year: 1964

Designer:

Type: 2 Stage

Motor Mount:

Recovery:

Stages: 2

Length: 12"

Diameter:

Span:

Weight: 0.75 oz



Mfg. Description: The ultimate in reliable multi-stage miniaturization. May be flown as either two stage or single stage. Model weighs only 3/4 oz. Reaches altitudes in excess of 2,000 ft. Basic two stage design makes this kit ideal for both beginners and novices. (Centuri 1964 Catalog)

Editor's Note: Not to be confused with Centuri Micro Probe KB-22.

Catalog Liveries



1964

Web Liveries

Face Card(s)

Instruction Header

Also of interest: Centuri Micro-Probe Family

Micro-Probe (KB-22 of #5052)



MODEL NAME: **Micro-Probe** *Also known as:*

NUMBER: KB-22 or #5052

Introduced: 1965

Final Year: 1971

Designer:

Type: Payload, 2 Stage

Motor Mount: 1x18mm/1x18mm

Recovery: Tumble/Parachute

Stages: 2

Length: 16"

Diameter: 1.0"

Span:

Weight: 1.1 oz



Mfg. Description: All new in every detail! This kit is the perfect beginning multi-stager for the aspiring rocketeer. Using the new, reliable dual-lock stage coupling system, the Micro-Probe carries your payload to well over 1800 feet and returns it safely by parachute. (Centuri 1965 Catalog)

=====

All new in every detail! This kit is the perfect beginning multi-stager for the aspiring rocketeer. Using the new, reliable dual-lock stage coupling system, the Micro-Probe carries your payload to well over 1800 feet. The plastic see-thru compartment allows you to see the payload without removing the capsule. This model may be flown either single or multi-stage. (Centuri 1967 Catalog)

=====

1968 Catalog text identical to 1967 Catalog

=====

A perfect beginning "multi-stager" for that aspiring rocketeer. Using Centuri's reliable "dual-lock" stage coupling system, the MICRO PROBE can carry your payloads to over 1800 feet. Use clear plastic capsule to launch insects or other specimens. Booster "tumble recovers" while 2nd stage returns safely by parachute. Fly the MICRO PROBE with or without booster. Decals also included. (Centuri 1969 Catalog)

Editor's Note:



Catalog Liveries



1965



1967



1968



1969

Web Liveries

Face Card(s)

Instruction Header



Also of interest: Centuri Micro-Probe Family



Micron (KA-5 or #5005)

MODEL NAME: **Micron**

Also known as:

NUMBER: KA-5 or #5005

Introduced: 1963

Final Year: 1981

Designer: Lee Piester

Type: Sport

Motor Mount: 1x18mm

Recovery: Streamer

Stages: 1

Length: 8.5"

Diameter:

Span:

Weight: 0.38 oz



Mfg. Description: The single stage Micron kit is perfect for the beginner in model rocketry. Its basic stable design will aid your understanding of rocketry fundamentals. This models has been tracked to well over 2000 ft using a B8-0 engine. Streamer recovery system provides a soft landing so that the Micron can be flown again and again. Comes to you in easy to build kit form with easy-to-follow instructions. (Centuri 1964 Catalog)

=====

The perfect kit for the beginner in model rocketry. Its basic stable design will aid your understanding of rocketry fundamentals. This rocket has been tracked to well over 2,000 feet using a B.8-6 engine. Streamer recovery system provides a soft landing so the Micron can be flown many times. Comes to you in easy-to-build kit. (Centuri 1965 Catalog)

=====

1967 Catalog Description Identical to 1965 Catalog

=====

The perfect rocket for the beginner in model rocketry. Its basic stable design will aid your understanding of rocketry fundamentals. This models has been tracked to well over 2000 ft using a B8-6 engine. Streamer recovery system provides a soft landing so that the Micron can be flown many times. Comes to you in easy to build kit form. (Centuri 1968 Catalog)

=====

Perfect for the beginner in Model Rocketry. Its basic stable design will aid your understanding of rocketry fundamentals. The Micron can fly up to 2000 ft. and will return with a colorful streamer for a safe landing. Fly it again and again. Comes in easy to build kit form with decals. Great! (Centuri 1969 Catalog)

=====

A popular beginner kit, this single-stage beauty streaks to as high as 2000 feet, returning on its bright streamer for a soft landing. A stable design helps you understand basic rocket design. Easy-to-build, complete with decals, Micron will be in your collection for a long time to come. (Centuri 1970 Christmas Catalog)

Editor's Note:

Catalog Liveries



1964



1965



1967



1968



1969



1970 Christmas



1971



1972



1975



1979



1980



Web Liveries

Face Card(s)

Also of interest: Centuri Micron Family

Nike Smoke (KS-15 or #5145)



MODEL NAME: **Nike Smoke**

Also known as:

NUMBER: KS-15 or #5145

Introduced: 1969

Final Year: 1981

Designer:

Type: Scale

Motor Mount: 1x18mm

Recovery: Parachute

Stages: 1

Length: 23.65"

Diameter: 1.64"

Span:

Weight: 2.3 oz



Mfg. Description: A real collector's item and challenge for all rocketeers. Nearly 2 feet tall, this big impressive looking model lifts slowly off the pad, streaks skyward almost out of sight, and then returns safely suspended from a large 20" parachute. Kit includes decals plus "Scale Data Sheet" with photos and scale drawings of the real NIKE SMOKE. (Centuri 1969 Catalog)

=====

This realistic replica of a famous NASA rocketsonde is impressive at rest or in flight. Nearly 2 feet tall, this sleek beauty, with its break-through-design plastic nose cone, is a scale flying model of which you will be proud -- and will make you the envy of your friends. The realistic, slow liftoff and arrow-straight flight to altitude, is capped off by a safe recovery on its 20" parachute. (Centuri 1970 Christmas Catalog)

Editor's Note:

Catalog Liveries



1969



1970 Christmas



1971



1972



1979

Web Liveries

Face Card(s)



Also of interest: Nike Smoke Sounding Rocket Family

Nike Smoke (KE-3 or #5183)



MODEL NAME: Nike Smoke *Also known as:*

NUMBER: KE-3 or #5145

Introduced: 1972

Final Year: 1976

Designer:

Type: Scale

Motor Mount:

Recovery: Parachute

Stages: 1

Length:

Diameter:

Span:

Weight:

Mfg. Description:

Editor's Note:



Catalog Liveries

Web Liveries

Face Card(s)

Also of interest: Nike Smoke Sounding Rocket Family



Nomad (KB-5 or #5035)

MODEL NAME: **Nomad**

Also known as:

NUMBER: KB-5 or #5035

Introduced: 1973

Final Year: 1981

Designer:

Type: Pseudo Scale

Motor Mount: 1x18mm

Recovery: Parachute

Stages: 1

Length: 18"

Diameter: 1.0"

Span:

Weight: 1.75 oz



Mfg. Description: Its not a scale model...but sure looks like a real U.S. Navy Missile! Includes parachute, molded cone, pre-cut fibre-fins & vanes, engine lock, chrome bands and a fabulous 2 color decal sheet and "spec plate". (Centuri 1973 Catalog)

Catalog Liveries



1973



1975



1979



1980



1981

Web Liveries

Face Card(s)



Also of interest:



Orion (KC-8 or #5068)

MODEL NAME: **Orion**

Also known as:

NUMBER: KC-8 or #5068

Introduced: 1971

Final Year: 1977

Designer: Larry Brown

Type: Sport

Motor Mount:

Recovery: Parachute

Stages: 1

Length: 22.5"

Diameter: 2.04"

Span:

Weight: 4.5 oz



Mfg. Description: The ORION is one of the largest single engine sports rockets available. Loaded with detail from end to end, the ORION is one of the most impressive rockets you could ever build. Featuring single engine power, Baffle Ejection System, engine lock and parachute recovery, the ORION is as great on the launch pad as it is on the display stand. Kit includes complete detailing parts, simulated exhaust nozzle and illustrated instructions. (Centuri 1971 Catalog)

Editor's Note:

Catalog Liveries



1971



1972



1975

Face Card(s)

Also of interest: Centuri Orion Family

Payloader (KB-4)



MODEL NAME: **Payloader** *Also known as:*

NUMBER: KB-4

Introduced: 1962

Final Year: 1964

Designer:

Type: Payload

Motor Mount: 1x18mm

Recovery: Parachute

Stages: 1

Length: 15"

Diameter:

Span:

Weight:



Mfg. Description: Low-drag design permits high altitude exposure of live payloads such as crickets, lizards, insects, etc. Plastic see-thru payload compartment in nose and mid-section. Can be coupled with booster kit below for two-stage operation. (Centuri 1962 Catalog)

The ideal rocket for both beginner and novice. Excellent for both demonstrations and displays. Study the effects of acceleration on insects and small animals with assured safe recovery by parachute. Kit includes payload nose cone, body tube, fin material and pattern, bulkhead, parachute pak, shock cord, contrasting checkerboard decal, and complete instructions.

The Payloader's low-drag design permits high altitude exposure of live payloads such as crickets, ants, beetles and other insects. Plastic see-thru payload compartment in nose and mid-section. Can be coupled with either the basic booster kit on page 11 or the Gliding Booster listed on page 14 for two-stage operation. (Centuri 1964 Catalog)

Editor's Note:

Catalog Liveries



1962



Web Liveries

Face Card(s)

Instruction Header

Also of interest: Centuri Payloader Family

Payloader II (KC-20 or #5080)



MODEL NAME: **Payloader II** *Also known as:*

NUMBER: KC-20 or #5080

Introduced: 1965

Final Year: 1981

Designer:

Type: Sport/Payload

Motor Mount: 1x18mm

Recovery: Parachute

Stages: 1

Length: 18.5"

Diameter: 1.04"

Span:

Weight: 1.2 oz



Mfg. Description: New larger improved version of Centuri's famous Payloader. Larger, more spacious see-thru payload capsule permits launching of bigger payloads. Payloader II is an excellent kit for both the beginning and advanced rocketeer. Terrific for demonstrations and displays. Study the effects of acceleration on insects and small animal life with assured safe recovery. (Centuri 1965 Catalog)

=====

Terrific for demonstrations and displays. Large, spacious see-thru payload capsule permits launching of insects or other small animal life to study acceleration effects, with assured safe recovery. Launch crickets, beetles, ants, and other insects to high altitudes. Colorful parachute recovery system. (Centuri 1967 Catalog)

=====

Text of 1968 Catalog identical to 1967 Catalog

=====

Great beginner kit! Terrific for displays and demonstrations. Clear plastic capsule permits launching of insects or other small animal life to study acceleration effects. Launch crickets, beetles, grasshoppers and ants to high altitudes. Both capsule and rocket return safely by colorful parachute. Easy to build kit includes decals and complete instructions. (Centuri 1969 Catalog)

=====

Great beginner kit! Terrific for displays and demonstrations. Plastic capsule permits launch and recovery of insects for acceleration studies. Both capsule and rocket return safely by colorful chute. Decals included (Centuri 1970 Christmas Catalog)

Editor's Note:

Catalog Liveries



1965



1967



1968



1969



1970 Christmas



1971



1972



1979



1980



Face Card(s)



Instruction Header

Also of interest: Centuri Payloader Family



Photon Probe (KD-16)

MODEL NAME: **Photon Probe**

Also known as:

NUMBER: KD-16

Introduced:

Final Year:

Designer:

Type: Exotic

Motor Mount: 1x18mm

Recovery: Parachute

Stages: 1

Length:

Diameter:

Span:

Weight:

Mfg. Description:

Editor's Note:

Out
Of
Production

Catalog Liveries

Web Liveries

Face Card(s)

Instruction Header



Also of interest: Centuri Laser-X Family

(The) Point (KC-13 or #5073)



MODEL NAME: **The Point**

Also known as:

NUMBER: KC-13 or #5073

Introduced: 1969

Final Year: 1976

Designer: Doug Malewicki

Type: Oddroc

Motor Mount: 1x18mm

Recovery: Pseudo Parachute

Stages: 1

Length: 8.1"

Diameter: 3.9"

Span: 3.9"

Weight: 0.55 oz



Mfg. Description: This brand new easy-to-assemble "finless" rocket really flies! Learn about rocket stability by building and flying the POINT. Kit comes with colorful pre-painted body skin and astronaut cockpit. Unusual body shape acts as its own rigid parachute for sure, safe recovery every flight. Use B4-2 engine only. (Centuri 1969 Catalog)

=====

Absolutely Amazing! Finless rocket really flies -- and beautifully, too. The unusual rigid chute formed by the body skin provides unusual recovery. Study rocket stability by building and flying the Point. Kit comes with colorful, pre-painted body skin and handsome astronaut cockpit. Sure, safe recovery every flight. Use B4-2 engine only. (Centuri 1970 Christmas Catalog)

Editor's Note:

Catalog Liveries



1969



1970 Christmas



1971



Web Liveries

Face Card(s)

Instruction Header



Also of interest: Centuri Point Family

Python Fighter (#5358)



MODEL NAME: Python Fighter

Also known as:

NUMBER: #5358

Introduced: 1983

Final Year: 1983

Designer:

Type: Exotic

Motor Mount: 1x18mm

Recovery: Parachute

Stages: 1

Length: 14.875"

Diameter: 0.876"

Span:

Weight: 1.25 oz



Mfg. Description: Futuristic space fighter design. This short range support craft is based on large space carriers. Quad mounted laser canon and force field defense. (Centuri 1983 Catalog)

Editor's Note:

Catalog Liveries



1983

Web Liveries



Face Card(s)



Instruction Header



Also of interest:

Quasar (KC-7 or #5067)



MODEL NAME: **Quasar**

Also known as:

NUMBER: KC-7 or #5067

Introduced: 1970

Final Year: 1978

Designer:

Type: Exotic

Motor Mount: 1x18mm

Recovery: Parachute

Stages: 1

Length: 17.5"

Diameter: 1.64"

Span:

Weight: 3.0 oz



Mfg. Description: In tribute to the literary visionaries of an earlier time, Centuri proudly presents an interstellar liner of a future time, the QUASAR. This beautiful but easy to build model comes complete with molded detail parts and a large, full color decal sheet. Slow and stable at liftoff, the QUASAR provides thrilling flights, time after time. Flight preparation is made easier with the quick change engine lock and Baffle Ejection System. Recovery is by large, two color parachute. (Centuri 1971 Catalog)

Editor's Note:

Catalog Liveries



1971

Web Liveries



Face Card(s)

Instruction Header



Also of interest:

Recruiter (KC-30 or #5090)



MODEL NAME: **Recruiter**

Also known as: Recruiter Space Probe

NUMBER: KC-30 or #5090

Introduced: 1967

Final Year: 1971

Designer:

Type: Sport, Payload

Motor Mount: 1x18mm

Recovery: Parachute

Stages: 1

Length: 19"

Diameter: 1.34"

Span:

Weight: 1.1 oz



Mfg. Description: Impressive display model!! Excellent flight bird!! Easy-to-build, yet a real challenge for the model rocketeer. The RECRUITER's futuristic design includes a Gemini-styled capsule cone and new, six-fin stabilizers. The top section of the RECRUITER serves as a payload compartment. This bird streaks hundreds of feet skyward and returns safely by a colorful parachute to be flown again and again. (Centuri 1967 Catalog)

=====

1968 Catalog text identical to 1967 Catalog

1969 Catalog text identical to 1967 Catalog

Editor's Note:

Catalog Liveries



1967



1968



1969

Face Card(s)

Instruction Header

Also of interest: Centuri Recruiter Family

500



S.S.V. Scorpion (#5307)

MODEL NAME: **S.S.V. Scorpion**

Also known as:

NUMBER: #5307

Introduced: 1977

Final Year: 1981

Designer: Dave Smith

Type: Exotic

Motor Mount: 1x28mm

Recovery: Parachute

Stages: 1

Length: 29.7"

Diameter: 2"

Span: 8.5"

Weight: 5.7 oz



Mfg. Description: Until 1983 most satellite repair and service was conducted with NASA Space Shuttles. This encouraged peaceful applications of space travel so that today Earth is surrounded by thousands of solar energy collecting satellites. The Satellite Service Vehicle (S.S.V.) Scorpion maintains this complex network which conserves our dwindling natural fuels. Its name comes from the stinger shaped rudder that magnetically launches and retrieves satellites from earth orbit. They slide down the rudder into storage slots on the hull, and are later brought into the open hanger. Maintenance crews work in the vacuum of space to prevent atmospheric damage to these satellites so vital to the 21st century. (Centuri 1977 Catalog 1)

Editor's Note:

Catalog Liveries



1977-1

Web Liveries

Face Card(s)



Instruction Header



Also of interest: Centuri Super Kit Marketing Family

Satellite 62SL (KM-2 or #5302)

MODEL NAME: **Satellite 62SL** *Also known as:*

NUMBER: KM-2 or #5302

Introduced: 1973

Final Year: 1979

Designer:

Type: Oddroc

Motor Mount:

Recovery: Dowel-Copter

Stages: 1

Length:

Diameter:

Span:

Weight:



Mfg. Description: Spins down like a copter, after engine ejection. Includes precision Molded Nose Cone. Long wooden "Antenna" Fins (use 3 or 4). Chrome decals. No painting required. (Centuri 1973 Catalog)

Editor's Note:

Catalog Liveries




1973

Web Liveries

Face Card(s)



Instruction Header



Also of interest:



Saturn 1B (KS-10 or #5140)

MODEL NAME: **Saturn 1B**

Also known as:

NUMBER: KS-10 or #5140

Introduced: 1969

Final Year: 1982

Designer:

Type: Scale, Cluster

Motor Mount: 2x18mm

Recovery: Parachute

Stages: 1

Length: 26.8"

Diameter: 2.02"

Span:

Weight: 4.7 oz



Mfg. Description: This sharp looking model of the first manned APOLLO flight vehicle stands over 2 feet tall, yet weighs less than 5 ounces. Perfect for all modelers to build, Saturn 1-B promises you an eye catching display plus thrill high altitude flights. Powered by two engines, the 1-B lifts off, climbs hundreds of feet to peak altitude and then separates into two parts. The APOLLO spacecraft descends on a colorful 16" parachute while the launch vehicle returns safely on a big red and white 24" chute. Kit includes illustrated assembly and launching instructions plus directions for reliable clustering. (Centuri 1969 Catalog)

=====

A detailed replica of the pioneer Apollo booster, the Saturn 1B is a top flight performer which tips the scales at less than 5 ounces. It uses technological advances in molded plastic parts, corrugated plastic body skin, and pre-formed detail parts. The precise detail and contrasting marking will draw praise and sighs of envy from all viewers be they friends, teachers, or schoolmates. (Centuri 1970 Christmas Catalog)

Editor's Note:

Catalog Liveries



1969



1970 Christmas



1971



1972




1979

Web Liveries

Face Card(s)

Instruction Header



Also of interest: Saturn I Launch Vehicle Family



Saturn 5 (KS-12 or #5142)

MODEL NAME: **Saturn 5**

Also known as: Saturn V

NUMBER: KS-12 or #5142

Introduced: 1969

Final Year: 1983

Designer: Keith Niskern

Type: Scale, Cluster

Motor Mount: 3x18mm

Recovery: Parachute

Stages: 1

Length: 43.6"

Diameter: 3.96"

Span:

Weight: 9.9 oz



Mfg. Description: This real flying model of the world's most powerful space rocket is an excellent project for any modeller. Standing over 43" tall, the Saturn 5 is a real beauty both on display and in flight. Powered by a cluster of 3 engines, it climbs hundreds of feet up to "apogee", then separates into two parts and ejects 3 parachutes. The APOLLO space craft descends gently on its own 24" parachute while the main body returns safely with two big 24" chutes. Launch your SATURN 5 many times. Kit includes complete assembly and operating instructions plus tech report on clustering techniques. (Centuri 1969 Catalog)

=====

An intricately designed and detailed version of the famous Moon-shot workhorse, this flying model of the world's most powerful rocket is a challenge to the most qualified rocketeer. Standing almost 4 feet tall on its removable display engine nozzles, this breath-taking Saturn V draws admiring crowds from every corner of the launch site. Powered by a cluster of three engines, it climbs hundreds of feet to "apogee", separates into two parts, and ejects three parachutes. The Apollo spacecraft returns gently on its own 24: parachute while the main body descends gently on two big 24" chutes. Launch your Saturn V many times over. It is designed to take it. Kit includes complete assembly and operating instructions. Bonus features include a Technical Information Report on cluster ignition (TIR-52) and a historical Saturn data booklet. (Centuri 1970 Christmas Catalog)

Editor's Note:

Catalog Liveries



1969



1970 Christmas

Web Liveries

Face Card(s)

Instruction Header



Also of interest: Saturn V Launch Vehicle Family



Scorpion (KF-6 or #5176)

MODEL NAME: **Scorpion**

Also known as: Scorpion Space Probe

NUMBER: KF-6 or #5176

Introduced: 1965

Final Year: 1970

Designer:

Type: Sport

Motor Mount:

Recovery: Parachute

Stages: 1

Length: 28"

Diameter: 1.25"

Span:

Weight: 3.8 oz



Mfg. Description: Terrific kit for entry into Large Scale model rocketry. Easy-to-build, the Scorpion offers many hours of building and launching enjoyment for the advanced model rocketeer. Designed for use with Centuri's Atlas engines, the Scorpion rockets out of sight and returns safely by parachute --- ready to be flown again. (Centuri 1965 Catalog)

=====

Terrific kit for entry into Large Scale model rocketry. Easy-to-build, the Scorpion offers many hours of building and launching enjoyment for the advanced model rocketeer. Designed for use with Centuri's Mini Max "E" type engines, the Scorpion rockets out of sight and returns safely by parachute --- ready to be flown again. (Centuri 1967 Catalog)

=====

1968 Catalog text identical to 1967 Catalog

=====

Terrific kit for starting into Large-Scale model rocketry. Designed for use with MINI-MAX "EB" type engines, the SCORPION lifts off the pad slowly, then streaks out of sight and returns safely by parachute -- ready to be flown again. Easy-to-build, the SCORPION kit comes with engine mount and shock cord/secure cable pre-installed. (Centuri 1969 Catalog)

Editor's Note:

Catalog Liveries



1965



1967



1968





1969

Web Liveries

Face Card(s)

Instruction Header



Also of interest: Centuri Scorpion Family



Scram Jet (KF-4 or #5174)

MODEL NAME: **Scram Jet**

Also known as:

NUMBER: KF-4 or #5174

Introduced: 1973

Final Year: 1981

Designer:

Type: pseudo-scale

Motor Mount: 1x18mm

Recovery: Parachute

Stages: 1

Length: 18.5"

Diameter:

Span:

Weight: 1.4 oz



Mfg. Description: Unique off-center fins highlight this "pseudo-scale" kit. Includes parachute, molded nose cone, 2-color decals, engine lock and pre-cut balsa fins. (Centuri 1973 Catalog)

Editor's Note:

Catalog Liveries



1973



1980

Web Liveries

Face Card(s)

Instruction Header



Also of interest:

Screaming Eagle (KF-3 or #5173)

MODEL NAME: **Screaming Eagle**

Also known as:

NUMBER: KF-3 or #5173

Introduced: 1973

Final Year: 1983

Designer:

Type: Sport

Motor Mount: 1x18mm

Recovery: Parachute

Stages: 1

Length: 16.4"

Diameter: 0.91"

Span:

Weight: 1.6 oz



Mfg. Description: Ideal for group projects! Shiny chrome "decals"! "Out-a-sight" with a "C"! Chute & engine lock! 5 built-in colors! (Centuri 1973 Catalog)

Editor's Note:

Catalog Liveries



1973



1975



1979



1980



1982

Face Card(s)



Instruction Header



Also of interest:
514



Sky Devil (KB-10 or #5040)

MODEL NAME: **Sky Devil**

Also known as:

NUMBER: KB-10 or #5040

Introduced: 1973

Final Year: 1983

Designer:

Type: Sport

Motor Mount: 1x18mm

Recovery: Streamer or Parachute

Stages: 1

Length: 12" to 14"

Diameter: 0.78"

Span:

Weight: 0.8 oz



Mfg. Description: A basic rocket with a twist...the balsa fin shapes can be cut from any one of eight different patterns! Includes Spec-Plate, molded cone and parachute. (Centuri 1973 Catalog)

Editor's Note:

Catalog Liveries



1973



1979



1980



1982

Web Liveries



Face Card(s)



Instruction Header



Also of interest:



Snipe Hunter (KB-13 or #5043)

MODEL NAME: **Snipe Hunter**

Also known as:

NUMBER: KB-13 or #5043

Introduced: 1967

Final Year: 1981

Designer:

Type: Payload

Motor Mount:

Recovery: Parachute

Stages: 1

Length: 12.5"

Diameter: 0.907"

Span:

Weight: 0.85 oz

Out
Of
Production

Mfg. Description: A fantastic performer!! Chosen for its new, high performance design characteristics, the SNIPE HUNTER was flown in the first International Model Rocket Championship Meet held at Dubnika, Czechoslovakia. Comes with clear plastic see-thru payload capsule. Terrific for demonstration or display. Study the effects of acceleration on insect life with assured parachute recovery. (Centuri 1967 Catalog)


=====

1968 Catalog text identical to 1967 Catalog

1969 Catalog text identical to 1967 Catalog

Editor's Note:

Catalog Liveries



1967



1968



1969



1971



1972



1975



1979



1980

Web Liveries

Face Card(s)

Instruction Header



Also of interest: Centuri Snipe Hunter Family

Space Shuttle (KC-6 or #5066)

MODEL NAME: **Space Shuttle**

Also known as:

NUMBER: KC-6 or #5066

Introduced: 1971

Final Year: 1981

Designer: Larry Brown

Type: Sport

Motor Mount:

Recovery: Streamer/glide/glide

Stages: 1

Length: 15"

Diameter: 1.64"

Span: 10"

Weight:

Out
Of
Production

Mfg. Description: The Centuri Space Shuttle is based upon the current proposals now under study by NASA. Flight performance is astounding. The SPACE SHUTTLE streaks skyward to apogee and separates into three parts. Both the carrier ship and the shuttle craft glide slowly back to earth. The "power pod" containing the expended engine returns via streamer. The kit is complete with colorful decals. (Centuri 1971 Catalog)

Catalog Liveries



1971



1972



1976

Web Liveries

Face Card(s)

Also of interest: Centuri Space Shuttle Family

SST Shuttle 1 (KC-17 or #5077)

MODEL NAME: **SST Shuttle 1** *Also known as: SST Shuttle*

NUMBER: KC-17 or #5077

Introduced: 1971

Final Year: 1982

Designer:

Type: Exotic, Boost Glider

Motor Mount: 1x18mm

Recovery: Glide/Parachute

Stages: 1

Length: 22.5"

Diameter: 1.04"

Span:

Weight: 2.6 oz

Out
Of
Production

Mfg. Description: Long, sleek and impressive, the Centuri SST SHUTTLE blasts skyward in spectacular flight. At peak altitude the rocket plane separates for a long sweeping glide back to earth. The SST deploys a large parachute and begins descending, not hanging by the nose, but horizontally - in flying position! This kit is a must! Complete with detailing parts, SST "Concepts Report" and large full-color decals. (Centuri 1971 Catalog)

Editor's Note:

Catalog Liveries



1971



1972



1975



1979



1980



1982

Face Card(s)



Instruction Header



Star Trooper (KM-3 or #5103)

MODEL NAME: **Star Trooper**

Also known as:

NUMBER: KM-3 or #5103

Introduced: 1973

Final Year: 1979

Designer:

Type: Sport

Motor Mount:

Recovery: Streamer

Stages: 1

Length:

Diameter: 0.54"

Span:

Weight:

**Out
Of
Production**

Mfg. Description: The highest flying single engine mini kit! Hollow molded cone for REAR EJECTION streamer. Includes balsa fins and decals plus parts for alternate longer version. (Centuri 1973 Catalog)

Editor's Note:

Catalog Liveries



1973



1979

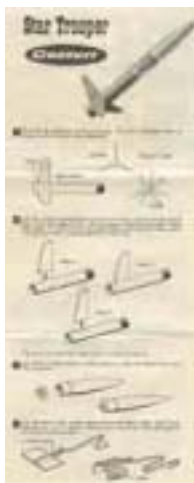
Web Liveries



Face Card(s)



Instruction Header



Also of interest: Centuri Star Trooper Family



Starfire (KC-12 or #5072)

MODEL NAME: **Starfire**

Also known as:

NUMBER: KC-12 or #5072

Type: Sport/Competition

Motor Mount: 1x18mm

Recovery: Parachute

Stages: 1

Length: 15.8"

Diameter: 0.907"

Span:

Weight: 0.90 oz



Mfg. Description: A real high performance flyer! The STARFIRE is an excellent model for both beginning and advanced rocketeer. It lifts off the launch pad and streaks hundreds of feet skyward. At the peak altitude, a colorful parachute blossoms out and the STARFIRE returns safely for many, many more flights. NOTE!! Both a standard 12" and a large 20" chute are included with this kit - - easily interchanged. Comes complete in kit form, less engines. (Centuri 1967 Catalog)

=====

1968 Catalog text identical to 1967 Catalog

=====

A real Award Winner at the FIRST INTERNATIONAL MODEL ROCKET CHAMPIONSHIP MEET held in Dunnika, Czechoslovakia, May 1966. Designed and flown by Centuri president, Leroy Piester in the parachute duration event using a large 20" chute.

A real high performance flyer! The STARFIRE is an excellent model for both beginning and advanced rocketeer. It lifts off the launch pad and streaks hundreds of feet skyward. At peak altitude, a colorful parachute blossoms out and the STARFIRE returns safely for many, many more flights. Use 12" chute for normal flying and 20" for long recovery durations. Easy-to-change chutes. Complete in kit form with decals, less engines. (Centuri 1969 Catalog)

=====

An award winner at the First International Model Rocketry Meet held in Czechoslovakia in 1968, this real high performance flyer comes with 12" & 20" chutes. Easy-to-change chutes. In kit form with decals. A true champion! (Centuri 1970 Christmas Catalog)

Editor's Note:

Catalog Liveries



1967



1968




1969



1970 Christmas



1971



1972



1979



1980



1981



1982

Web Liveries



Face Card(s)



Instruction Header



Also of interest: Centuri Starfire Family, Parachute Duration Family

Swift (KBG-3)



MODEL NAME: **Swift**

Also known as: Swift Boost Glider

NUMBER: KBG-3

Introduced: 1969

Final Year: 1974

Designer: Lee Piester

Type: Boost Glider

Motor Mount: 1x18mm

Recovery: Tumble/Glide

Stages: 1

Length: 19"

Diameter:

Span: 16"

Weight: 1.4 oz



Mfg. Description: Whoosh!...This amazing bird streaks hundreds of feet straight up, turns over at peak altitude, and ejects the "Pop-Pod". Then it starts into a long soaring glide and circles slowly back to earth: coming in for a smooth safe landing. The "Pop-Pod" falls separately, slowed by a colorful streamer. Perfect model for glide duration contests and demonstrations. Recommended for the experienced modeller. Includes all parts plus detailed assembly instructions. (Centuri 1969 Catalog)

=====

The winner! This amazing boost glider streaks skyward, turns on its back at peak altitude, and ejects its uniquely designed "pop pod". The delicately shaped, sturdy, and handsome glider then starts on its long soaring glide back to earth, coming in for a landing so smooth and safe it is hard to imagine. A pleasure to build, fly and watch, the Swift is perfect for glide-duration contests and demonstrations. Pop pod is parachute recovered. Recommended for experienced modelers. (Centuri 1970 Christmas Catalog)

Editor's Note:

Catalog Liveries



1969



1970 Christmas

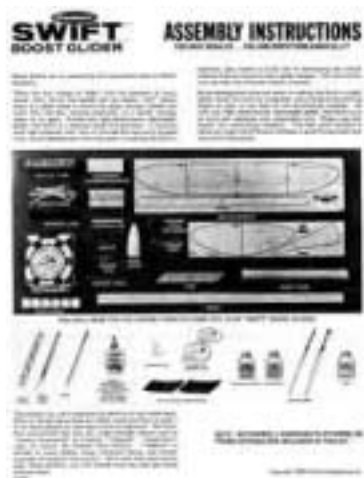


1972

Face Card(s)



Instruction Header



Also of interest: Centuri Swift Family

T Bird (KC-9 or #5069)



MODEL NAME: **T Bird** *Also known as:*

NUMBER: KC-9 or #5069

Introduced: 1965

Final Year: 1975

Designer:

Type: Payload, 3 Stage

Motor Mount: 1x18mm/1x18mm/1x18mm

Recovery: Tumble/Tumble/Parachute

Stages: 3

Length: 21.5"

Diameter: 1"

Span:

Weight: 2.8 oz



Mfg. Description: This new super rocket, designed for the experienced model rocketeer, demonstrates the method for reaching extreme altitudes through staging of engines. The advanced, dual lock, stage coupling technique results in reliable ignition and separation of the upper stages.

As each stage engine is expended and falls away, the next stage ignites and takes over. The final stage carries your payload to well over 2400 feet, then returns safely by parachute. (Centuri 1965 Catalog)

=====

This new super rocket, designed for the experienced model rocketeer, demonstrates the method for reaching extreme altitudes through staging of engines. The advanced, dual lock, stage coupling technique results in reliable ignition and separation of the upper stages.

As each stage engine is expended and falls away, the next stage ignites and takes over. The final stage carries your payload to well over 2400 feet, then returns safely by colorful parachute to be used again and again. (Centuri 1967 Catalog)

=====

1968 Catalog text identical to 1967 Catalog

=====

This new super rocket, designed for the experienced model rocketeer, demonstrates the method for reaching extreme altitudes through staging of engines. Centuri's unique "dual-lock" stage coupling technique results in reliable upper stage ignition and separation. As each stage engine "burns out" and falls away, the next stage ignites and takes over. The final stage carries your payload to over 2400 feet, then returns safely by colorful parachute to be flown again and again. (Centuri 1969 Catalog)

Editor's Note:

Catalog Liveries



1965



1967



1968



1969

Web Liveries

Face Card(s)

Instruction Header



Also of interest:

Taurus Fleet Ship (KB-3 or #5033)



MODEL NAME: **Taurus Fleet Ship**

Also known as: Taurus

NUMBER: KB-3 or #5033

Introduced: 1972

Final Year: 1981

Designer:

Type: Exotic

Motor Mount: 1x18mm

Recovery: Parachute

Stages: 1

Length: 23.3"

Diameter: 1.34"

Span:

Weight: 2.6 oz



Mfg. Description: You can fly this interstellar craft from the planet of Taurus at your next launch! This massive model of the proud Taurian ship is surprisingly easy to build. Kit comes with precision formed nose cones and two reducers, chrome trim, die-cut fins, quick change engine lock and exotic Taurian decals. For a real challenge, paint your two foot model in the Taurian Admiralty color! If you are unfamiliar with the extra terrestrial civilization of the Taurians, you'll learn about them in the kit's illustrated Science Fiction storysheet. (Centuri 1972 Catalog)

Editor's Note:

Catalog Liveries



1972



1975



1979



1980



1981

Face Card(s)



Instruction Header



Also of interest: Centuri Taurus Fleet Ship Family

Thunder Bird (#5339)



MODEL NAME: **Thunder Bird** *Also known as:*

NUMBER: #5339

Introduced: 1980

Final Year: 1983

Designer: Bill Stine

Type: Sport

Motor Mount: 1x18mm

Recovery: Parachute

Stages: 1

Length: 41.75"

Diameter: 1.0"

Span:

Weight: 2.7 oz




Mfg. Description: **BIG, EASY & IMPRESSIVE!**

A great demo bird, the long, thin Thunder Bird is recovered by a large 20" parachute. Two piece body assembles quickly and easily. Add this big bird to your fleet today! (Centuri 1980 Catalog)

Editor's Note:

Catalog Liveries



1980



Web Liveries

Face Card(s)



Instruction Header



Also of interest: Centuri Thunder Roc Family

Thunder Hawk (#5338)



MODEL NAME: **Thunder Hawk**

Also known as: ThunderHawk, Thunderhawk

NUMBER: #5338

Introduced: 1980

Final Year: 1983

Designer: Bill Stine

Type: Sport

Motor Mount:

Recovery: Streamer

Stages: 1

Length: 21.5"

Diameter: 0.716"

Span:

Weight: 1 oz



Mfg. Description: A great performer, this sleek long Thunder Hawk is easy to build and impressive in the air with flights to 1,000 feet. Streamer recovery slows the model's descent to a gentle landing. The Thunder Hawk is ideal for beginners and a super quick kit for more advanced rocketeers. (Centuri 1980 Catalog)

Editor's Note:

Catalog Liveries



1980



1982



1983



Web Liveries

Face Card(s)



Instruction Header



Also of interest: Centuri Thunder Roc Family

Thunder Roc (#5340)



MODEL NAME: **Thunder Roc**

Also known as: ThunderRoc, Thunderroc

NUMBER: #5340

Introduced: 1980

Final Year: 1983

Designer: Bill Stine

Type: Sport

Motor Mount: 1x24mm

Recovery: Parachute

Stages: 1

Length: 61.5"

Diameter: 1.64"

Span:

Weight: 6.6 oz



Mfg. Description: Biggest kit in the Centuri line, Thunder Roc lumbers off the pad under Super-C power, Or, remove the convertible engine mount and fly it with a D engine. Two 16" parachutes bring the big bird back for another exciting flight. (Centuri 1980 Catalog)

Editor's Note:

Catalog Liveries



1980



1982



1983



Web Liveries

Face Card(s)



Instruction Header



Also of interest: Centuri Thunder Roc Family

Tomahawk (KC-40 or #5100)



MODEL NAME: **Tomahawk** *Also known as:*

NUMBER: KC-40 or #5100

Introduced: 1968

Final Year: 1975

Designer:

Type: Scale, Payload

Motor Mount: 1x18mm

Recovery: Parachute

Stages: 1

Length: 20"

Diameter: 0.906"

Span:

Weight: 1.15 oz



Mfg. Description: One-tenth scale operating model of the single-stage sounding rocket built by Astro-Met division of Thiokol Chemical Corporation. TOMAHAWK is an excellent beginner scale model. Use bonus payload capsule to carry insects or monitoring devices to high altitudes and return them safely by parachute. "Scale Substantiation Data" sheet showing specifications plus photo of real Tomahawk included. (Centuri 1969 Catalog)

Editor's Note:

Catalog Liveries



1969

Web Liveries

Face Card(s)

Instruction Header

Also of interest: (Sandia) Tomahawk Family



U.S.S. America (#5310)

MODEL NAME: **U.S.S. America**

Also known as:

NUMBER: #5310

Introduced: 1976

Final Year: 1982

Designer:

Type: Exotic

Motor Mount: 1x24mm

Recovery: Parachute

Stages: 1

Length: 25"

Diameter: 1.6"

Span: 12"

Weight: 5.5 oz



Mfg. Description: In the year 1983 the president approved the building of the U.S.S. America command post. The keel was laid at the San Diego Space Shipyards and the great bird first took to the skies in 1986. America now serves as a Presidential aerial Command Post Center and diplomatic courier. Able to land at large conventional airports, the America helps maintain peace on earth as well as in space. The ship's Orville/Stine nuclear rocket engines place the craft in earth orbit and augment the six ramjets used for atmospheric travel. These combined systems economically transport high government officials to global trouble spots. (Centuri 1976 Catalog 1)

Editor's Note:

Catalog Liveries



1976-1

Web Liveries

Face Card(s)



Instruction Header



Also of interest: Centuri Super Kit Marketing Family



V2 (KS-19 or #5149)

MODEL NAME: **V2**

Also known as: V-2, German V-2

NUMBER: KS-19 or #5149

Introduced: 1969

Final Year: 1971

Designer:

Type: Scale

Motor Mount: 1x18mm

Recovery: Parachute

Stages: 1

Length: 14.2"

Diameter: 1.64"

Span:

Weight: 2.1 oz



Mfg. Description: At last, an accurately scaled and detailed, high performance flying model of the famous V-2. A real collector's item for both beginner and experienced modeler. Thrilling high altitude flights with realistic lift-off. The V-2 returns by colorful 16" parachute. Kit includes all parts plus easy-to-follow assembly and painting plans. Engines not included. (Centuri 1969 Catalog)

=====

This is truly a collector's item. This highly accurate, skillfully detailed version of the infamous V-2 will be a proud addition to any display and flying collection. The V-2 lifts off the launch pad realistically and streaks skyward much like its full scale brother. You will be very pleased with the ease of construction, professional and realistic appearance, and the outstanding flight performance. (Centuri 1970 Christmas Catalog)

Catalog Liveries



1969



1970 Christmas



1971

Face Card(s)

Also of interest: V2 Ordnance Family, V2 Launch Vehicle Family

Vector V (KB-2 or #5032)



MODEL NAME: Vector V

Also known as: Vector-V

NUMBER: KB-2 or #5032

Introduced: 1972

Final Year: 1981

Designer:

Type: Sport

Motor Mount: 1x18mm

Recovery: Parachute

Stages: 1

Length: 12.5"

Diameter: 1.34"

Span:

Weight: 0.9 oz



Mfg. Description: Over 12 ways to go! Here's one you customize to one of over a dozen configuration. And it goes together fast too, with pre-cut fibre fins, plastic nose cone, a large decal sheet of exotic markings & super detailing and finishing ideas. Recover by parachute for a fast turnaround with Centuri's Quick Change Engine Lock. Get started in the Design-Your-Own game today with Vector-V. (Centuri 1975 Catalog)

Editor's Note:

Catalog Liveries



1972



1975



1979



1980



Web Liveries

Face Card(s)



Instruction Header



Also of interest: Centuri Vector V Family

X-21 (BG-21)



MODEL NAME: **X-21**

Also known as:

NUMBER: BG-21

Introduced: 1964

Final Year: 1968

Designer: Lee Piester

Type: Rocket Glider, Payload

Motor Mount: 1x18mm

Recovery: Glide

Stages: 1

Length: 18"

Diameter:

Span:

Weight:



Mfg. Description: Rocket powered flight straight up - hundreds of feet - then glide return for a safe landing. Successor to Centuri's famous Aero-Bat, the X-21 is easy to build and can be launched many times. It can be controlled to maneuver left and right turns for ease of recovery. Its plastic payload compartment can be used to carry live biological specimens or light scientific instruments. Simply insert a new rocket engine, connect the automatic elevon release mechanism, and the X-21 is ready for another flight. The completed model measures 18" from cone to stabilizer tip. (Centuri 1964 Catalog)

=====

Rocket powered flight straight up - hundreds of feet - then glide return for a safe landing. Controlable to maneuver left and right turns. Plastic payload capsule carries insect payloads to high altitudes. The X-21 kit comes to you with pre-marked balsa parts and wing mounting jig. Complete instructions and trimming decals also included. (Centuri 1967 Catalog)

=====

1968 Catalog text identical to 1967 Catalog

Editor's Note:

Catalog Liveries



1964

546



1965



1967



1968

Face Card(s)

Instruction Header

Also of interest: Centuri X-21 Family

X-21 (KBG-21)



MODEL NAME: **X-21**

Also known as:

NUMBER: KBG-21

Introduced: 1969

Final Year:

Designer: Lee Piester

Type: Rocket Glider, Payload

Motor Mount:

Recovery: Glide

Stages: 1

Length: 16"

Diameter:

Span: 10"

Weight: 1 oz

Mfg. Description: Rocket powered flight straight up, hundreds of feet - - then the X-21 starts to dive, activating the control surfaces. Then it levels out and starts its slow circling glide back to Earth. Really an exciting flight. Control surfaces have adjustable stops for "programming-in" left or right turns. This kit comes to you with pre-marked balsa parts and wing mounting jig for accurate assembly. Complete instructions and trimming decals included. (Centuri 1969 Catalog)

Editor's Note:

Catalog Liveries



1969

Web Liveries



Face Card(s)


Instruction Header



Also of interest: Centuri X-21 Family



Centuri American Rocketeer





Master List for **American Rocketeer** by Name

Finless

Finless (V4 N1)



MODEL NAME: **Finless**

Also known as: Finless Rocket

NUMBER: V4 N1

Introduced:

Final Year:

Designer:

Type: Sport, Cone Stabilized

Motor Mount: 1x18mm

Recovery: Parachute

Stages: 1

Length:

Diameter:

Span:

Weight:

Mfg. Description: An unusual design that is sure to draw interest on the launch pad. The finless rocket demonstrates that stability can be obtained thru use of shapes other than usual fin design. The tail fairings on Centuri's Saturn V work exactly the same way, helping to give stability without the need for greatly oversized fins. (American Rocketeer Vol. 4 No. 1)

Editorial Note:

Catalog Liveries



Plan

Web Liveries

Face Card(s)

Instruction Header




Also of interest:

THE COASTER COMPANY

The Coaster Company

The Coaster Company
358 Majestic Bldg.
Fort Worth, Texas

Tel: ED6-3416



Master List for **Coaster** by Name

Centauri Dynasoar

Mercury

Saturn

Space Probe I

Super-Son

Centauri Dynasoar

THE COASTER COMPANY

MODEL NAME: **Centauri Dynasoar**

Also known as: Centauri

NUMBER:

Introduced: 1959

Final Year:

Designer:

Type: Boost Glider

Motor Mount:

Recovery: Glide

Stages: 1

Length:

Diameter:

Span:

Weight:

Mfg. Description:

Editorial Note:

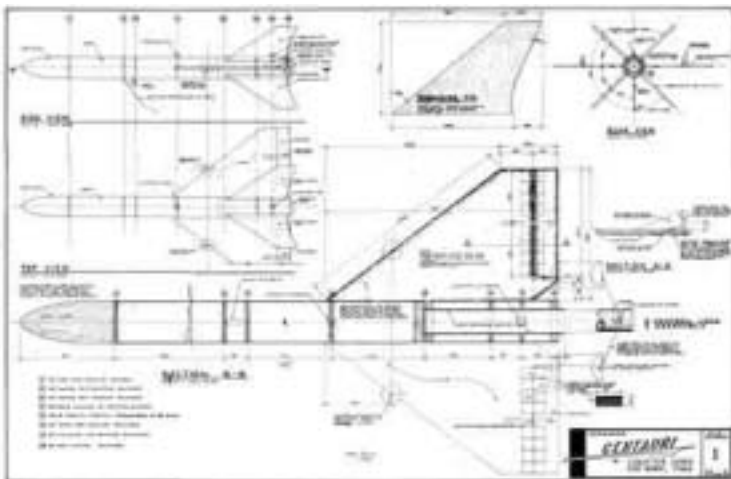
Out
Of
Production

Catalog Liveries

Web Liveries

Face Card(s)

Instruction Header



Also of interest:

THE COASTER COMPANY

Mercury

MODEL NAME: **Mercury**

Also known as:

NUMBER:

Introduced: 1962

Final Year:

Designer:

Type: Sport

Motor Mount:

Recovery: Parachute

Stages: 1

Length:

Diameter:

Span:

Weight:



Mfg. Description: **PARACHUTE EJECTION FAILURE ELIMINATED**

The MERCURY is our most beautiful and stable craft. It now comes to you completely new. The trigger tube has been eliminated and the parachute chamber has been relocated. No fuse or bursting charge is needed.

This beautiful craft comes to you ready to paint and equipped with six 30 lb. motors, launcher, parachute and squibs.

30" parachute included unless otherwise specified.

The Mercury can also be ordered with 3-30 lb. for only \$15.95 (Coaster 1962 Catalog)

Editorial Note:

Catalog Liveries



1962

Web Liveries

Face Card(s)

Instruction Header

Also of interest:

Saturn

THE COASTER COMPANY

MODEL NAME: **Saturn** *Also known as:*

NUMBER:

Introduced: 1962

Final Year:

Designer:

Type: Sport

Motor Mount:

Recovery: Parachute

Stages: 1

Length: 24"

Diameter:

Span:

Weight:



Mfg. Description: Beautiful 24" craft with its special high efficiency fin design, comes to you with 3-20 lb. thrust motors, rigged with professional silk parachute recovery. No parts to cut, craft is ready for your own color scheme. Can be flown again and again. (Coaster 1962 Catalog)

Editorial Note:

Catalog Liveries



1962

Web Liveries

Face Card(s)

Instruction Header

Also of interest:

558

MODEL NAME: **Space Probe I** *Also known as:*

NUMBER:

Introduced: 1962

Final Year:

Designer:

Type: Sport

Motor Mount:

Recovery: Parachute

Stages: 1

Length: 32"

Diameter:

Span:

Weight:



Mfg. Description: 32" tall, like the SATURN and MERCURY, this craft has a professional silk parachute installed. There are no parts to cut, this craft is ready for color or colors to your own liking.

SPACE PROBE I comes with 3-30 lb. thrust motors for \$12.95. These crafts fade into the blue approaching the speed of sound or better. (Coaster 1962 Catalog)

Editorial Note:

Catalog Liveries



1962

Web Liveries

Face Card(s)

Instruction Header

Also of interest:

Super-Son

THE COASTER COMPANY

MODEL NAME: **Super-Son**

Also known as: Super Son, Superson

NUMBER:

Introduced: 1955

Final Year:

Designer:

Type: Sport

Motor Mount:

Recovery: Parachute

Stages: 1

Length: 22"

Diameter:

Span:

Weight:



Mfg. Description: This is a scientific construction model with solid fuel propellant. At the very apex of the flight of the rocket, a parachute ejects, opens and the rocket components come back to earth for refueling and refiring. Sonic speeds are possible with this rocket. It will thrill the most inveterate modelcraft enthusiast with the sight of the rocket zooming skyward at sonic speeds and at the very top of flight, seeing a parachute eject and open. The rocket may be re-charged and fired many times. (Coaster Original Brochure c.1955)

Editorial Note:

Catalog Liveries



c. 1955

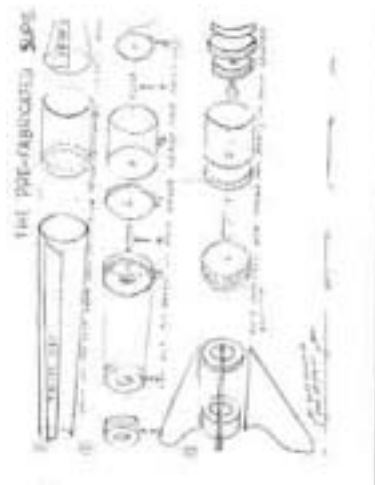
THE COASTER COMPANY

Web Liveries

Face Card(s)



Instruction Header




Other Printed Matter





Alternate image from original brochure, c. 1955

Also of interest:



Competition Model Rockets (CMR)





Master List for **CMR** by Name

Big Bee	C22
Break Away	C1
Buzzard	BG4
Chameleon	C12
D-Region Tomahawk	S1
Double Eggle	C19
Effy	C4
ELO	C3
Hat Trick	
Helichopper	C18
Humpty Dumpty	C14
Humpty Dumpty Plastic	C13
Hyper	C2
Manta	BG1
Marcus	C6
Mini Manta	BG5
Orbitron	BG3
Paratrooper	C8
Pen	C10
(The) Pirate	C17
PW-11	BG6
Rapier	C5
Red Brat	C21
Robin	C9
Shark	C15
Start	C7
Sting Ray	BG2
Tachyon	C16
Thunderbolt	C20
V.I.P.	C11



Master List for **CMR** by *Number*

BG1	Manta
BG2	Sting Ray
BG3	Orbitron
BG4	Buzzard
BG5	Mini Manta
BG6	PW-11
C1	Break Away
C2	Hyper
C3	ELO
C4	Effy
C5	Rapier
C6	Marcus
C7	Start
C8	Paratrooper
C9	Robin
C10	Pen
C11	V.I.P.
C12	Chameleon
C13	Humpty Dumpty Plastic Parts Kit
C14	Humpty Dumpty
C15	Shark
C16	Tachyon
C17	(The) Pirate
C18	Helichopper
C19	Double Eggle
C20	Thunderbolt
C21	Red Brat
C22	Big Bee
S1	D-Region Tomahawk



Big Bee (C22)

MODEL NAME: **Big Bee**

Also known as:

NUMBER: C22

Introduced: 1980

Final Year: 1987

Designer:

Type: Super Roc

Motor Mount: 1x18mm

Recovery: Parachute

Stages: 1

Length: 50"

Diameter: 0.77"

Span:

Weight:



Mfg. Description: Over Four Feet Tall!

The model is designed to compete in the NAR Super Roc event that requires that the altitude achieved be considered along with the length of the model. A very long model. (CMR 1987 Catalog)

Editorial Note:

Catalog Liveries



1987

Web Liveries

Face Card(s)

Instruction Header

Also of interest:

Break Away (C1)



MODEL NAME: **Break Away** *Also known as: Break-Away*

NUMBER: C1

Introduced: 1969

Final Year: 1987

Designer:

Type: Parachute Duration

Motor Mount: 1x18mm

Recovery: Parachute

Stages: 1

Length: 15"

Diameter: 0.766"

Span:

Weight: 20g




Mfg. Description: An unusual designed parachute duration rocket that comes apart to eject large size parachute from small diameter body tube. Pre-cut 1/64" plywood fins, large 28" dia. lightweight chute, plastic nose cone, all parts necessary for construction. (CMR 1972 Catalog)

=====

1987 Catalog Entry Identical to 1972 Entry

Editorial Note:

Catalog Liveries



1972




1987



Web Liveries

Face Card(s)

Instruction Header



Also of interest: Parachute Duration Family

Buzzard (BG4)



MODEL NAME: **Buzzard**

Also known as:

NUMBER: BG4

Introduced: 1972

Final Year: 1987

Designer:

Type: Rocket Glider

Motor Mount: 1x13mm

Recovery: Glide

Stages: 1

Length: 12"

Diameter:

Span: 13"

Weight: 15g



Mfg. Description: Especially designed for the NAR rocket glider event. An unusual new sliding wing concept that converts to a boost glider. Comes complete with pre-cut parts, molded plastic wing slides, plastic nose cone and instructions. Designed for Mini Jets. Recommended for the experienced modeler. Placed 2nd at NARAM 13 in "D" division. (CMR 1972 Catalog)

=====

Especially designed for the NAR rocket glider event. An unusual new sliding wing concept originally designed for record attempts that converts to a glider at ejection without separating any parts. Can be flown as a boost glider by ejecting the engine. Comes complete with pre-cut balsa parts, plastic nose cone and instructions.

Recommended for the experienced modeler. (CMR 1987 Catalog)

Editorial Note:

Catalog Liveries



1972




1987



Web Liveries

Face Card(s)

Instruction Header



Also of interest:

Chameleon (C12)



MODEL NAME: **Chameleon** *Also known as:*

NUMBER: C12

Introduced: 1972

Final Year: 1987

Designer:

Type: Payload

Motor Mount: 1x21mm

Recovery: Parachute

Stages: 1

Length: 21"

Diameter: 1.17"

Span:

Weight:



Mfg. Description: Designed especially as an electronic payload carrier rocket with an aluminized mylar covered payload to reduce interference. Basically "F" engine powered but kit includes conversion materials for "E" and "D" power. Changes to an "F" powered egg loft by using the Egg Capsule ENC120 designed for this rocket. Kit features pre-cut plywood fins, payload section, parabolic plastic nose cone and aluminized adhesive mylar. (CMR Catalog 1972)

Editorial Note:

Catalog Liveries



1972




1987



Web Liveries

Face Card(s)

Instruction Header



Also of interest:

D-Region Tomahawk (S1)



MODEL NAME: **D-Region Tomahawk**

Also known as:

NUMBER: S1

Introduced: 1970

Final Year: 1987

Designer:

Type: Scale

Motor Mount: 1x21mm, Later 1x18mm

Recovery: Parachute

Stages: 1

Length: 20"

Diameter: 0.93"

Span:

Weight: 39g



Mfg. Description: This is an exact scale model of the single stage sounding rocket, NASA Flight No. 12.08GT, built by the Astro-Met Division of the Thiokol Chemical Corporation. This rocket was designed and flown to determine vehicle performance and establish payload environment during flight before acceptance in the NASA rocket stable. The performance was as predicted and the basic rocket was accepted by NASA. Model is precisely scaled from full size manufacturer's drawings. Color was determined from many NASA color photographs. Ideal for NAR Scale and Scale Altitude events. Original model won first in Scale and first in Scale Altitude at NARAM 11. Kit contains detailed instructions, precision scale plastic nose cone, special built up fins, true to prototype shroud, "pop" launch lug, screw head embossing tool. Recommended for experienced modelers. (CMR 1972 Catalog)

=====

This is an exact scale model of the single stage sounding rocket, NASA Flight No. 12.08GT, built by the Astro-Met Division of the Thiokol Chemical Corporation. This rocket was designed and flown to determine vehicle performance and establish payload environment during flight before acceptance in the NASA rocket stable.

The model is precisely scaled from full size manufacturer's drawings. Ideal for NAR Scale and Scale Altitude events. Original model won first in Scale and first in Scale Altitude at NARAM 11. Kit contains very detailed instructions, precision scale plastic nose cone, built up fins, true to prototype shroud, pop launch lug, screw head embossing tool. Has won numerous places in national and international competition.

Recommended for experienced modelers. (CMR 1987 Catalog)

Editorial Note:



Catalog Liveries



1972




1987

Web Liveries

Face Card(s)

Instruction Header



Also of interest: D-Region Tomahawk Sounding Rocket Family

Double Eggle (C19)



MODEL NAME: **Double Eggle** *Also known as:*

NUMBER: C19

Introduced: 1976

Final Year: 1987

Designer:

Type: Egglofter

Motor Mount:

Recovery: Parachute

Stages: 1

Length: 19"

Diameter: 1.170"

Span:

Weight:



Mfg. Description: Single stage egg lofter for large electronics or other payload events requiring two eggs. Designed for FSI E60 Loadlifter engines. Uses the CMR heavy aluminized mylar chute for recovery. (CMR 1987 Catalog)

Editorial Note:

Catalog Liveries



1987

Web Liveries

Face Card(s)

Instruction Header

Also of interest: Egglofter Family



Effy (C4)

MODEL NAME: **Effy**

Also known as:

NUMBER: C4

Introduced: 1970

Final Year: 1987

Designer:

Type: Sport

Motor Mount: 1x18mm

Recovery: Parachute

Stages: 1

Length: 15"

Diameter: 0.736"

Span:

Weight: 18g



Mfg. Description: High efficiency single stage starter kit with all the features of the regular kits except the "pop" launch lug. Kit contains plastic nose cone, pre-cut fins, parachute and instructions.

The "EFFY" has accumulated an impressive list of victories in altitude and design efficiency events. (CMR 1972 Catalog)

=====

1987 Catalog Text Identical to 1972 Catalog

Editorial Note:

Catalog Liveries



1972



1987

Web Liveries

Face Card(s)

Instruction Header

Also of interest:

ELO (C3)



MODEL NAME: **ELO** *Also known as:*

NUMBER: C3

Introduced: 1970

Final Year: 1987

Designer:

Type: Egglofter, 2 Stage

Motor Mount: 1x18mm or 1x21mm/1x18mm or 1x21mm

Recovery: Tumble/Parachute

Stages: 1

Length: 17"

Diameter: 0.920"

Span:

Weight: 43g



Mfg. Description: The bird that changed egg lofting history and still going strong. Improved two-stage rocket designed especially for all NAR egg loft competition events. Special egg capsule is foam rubber lined for use of delicate payloads. Can be flown single stage.

A constant winner complete with pre-cut 1/32" plywood fins, special standoff "pop" lug for 3/16" rod, and materials required for 18mm or 21mm engine use. (CMR 1972 Catalog)

=====

The bird that changed egg lofting history and still going strong. Improved two-stage rocket designed especially for all NAR egg loft competition events. Special egg capsule has foam rubber liners for use with delicate payloads. Can be flown single stage.


A constant winner complete with pre-cut 1/32" plywood fins, special standoff "pop" launch lug for 3/16" rod, and materials required for 18mm or 24mm engine use. (CMR 1972 Catalog)

Editorial Note: Over time, the option for 21mm power was changed to 24mm

Catalog Liveries



1972



1987



Web Liveries


Face Card(s)

Instruction Header



Also of interest: Egg Lofter Family

Hat Trick



MODEL NAME: **Hat Trick**

Also known as:

NUMBER:

Introduced: 1987

Final Year: 1987

Designer:

Type:

Motor Mount:

Recovery:

Stages:

Length:

Diameter:

Span:

Weight:

Mfg. Description:

Editorial Note: I have no information on this rocket except that it is included in the kit lists at both Semroc and RocketReviews.



Catalog Liveries

Web Liveries

Face Card(s)

Instruction Header

Also of interest:



Helichopper (C18)

MODEL NAME: **Helichopper** *Also known as:*

NUMBER: C18

Introduced: 1976

Final Year: 1987

Designer:

Type: Helicopter Duration

Motor Mount: 1x18mm

Recovery: Helicopter

Stages: 1

Length: 18.5"

Diameter: 0.920"

Span:

Weight:



Mfg. Description: Based upon Lavon Miller's design, this rocket is recovered using a special helicopter recovery system that is completely enclosed within the body tube during the upward portion of the flight. (CMR 1987 Catalog)

Editorial Note:

Catalog Liveries




1987

Web Liveries



Face Card(s)

Instruction Header



Also of interest: Helicopter Duration Family



Humpty Dumpty (C14)

MODEL NAME: **Humpty Dumpty**

Also known as:

NUMBER: C14

Introduced: 1976

Final Year: 1987

Designer: Mike Micci

Type: 2 Stage, Egglofter

Motor Mount: 1x18mm/1x18mm

Recovery: Tumble/Parachute

Stages: 2

Length: 10.75"

Diameter: 0.766"

Span:

Weight:



Mfg. Description: New improved version of Mike Micci's original Humpty Dumpty Single Egg Lofter. Designed to fly from a CMR Piston Launcher either single or two stage. Comes as a complete kit (C14) or as a kit of plastic parts only (C13). (CMR 1987 Catalog)

Editorial Note:

Catalog Liveries



1987

Web Liveries

Face Card(s)

Instruction Header

Also of interest: CMR Humpty Dumpty Family, Egglofter Family

Humpty Dumpty Plastic (C13)



MODEL NAME: **Humpty Dumpty Plastic Parts Kit**

Also known as:

NUMBER: C13

Introduced: 1976

Final Year: 1987

Designer: Mike Micci

Type: 2 Stage, Egglofter

Motor Mount: 1x18mm/1x18mm

Recovery: Tumble/Parachute

Stages: 2

Length: 10.75"

Diameter: 0.766"

Span:

Weight:



Mfg. Description: New improved version of Mike Micci's original Humpty Dumpty Single Egg Lofter. Designed to fly from a CMR Piston Launcher either single or two stage. Comes as a complete kit (C14) or as a kit of plastic parts only (C13). (CMR 1987 Catalog)

Editorial Note:

Catalog Liveries



1987

Web Liveries

Face Card(s)

Instruction Header

Also of interest: CMR Humpty Dumpty Family, Egglofter Family



Hyper (C2)

MODEL NAME: **Hyper** *Also known as:*

NUMBER: C2

Introduced: 1969

Final Year: 1987

Designer:

Type: 2 Stage, Payload

Motor Mount: 1x18mm/1x18mm

Recovery: Tumble/Parachute

Stages: 2

Length: 18"

Diameter: 0.766"

Span:

Weight: 25g



Mfg. Description: This is a two-stage high performance rocket designed for payload and altitude events. The upper stage can be flown separately as a Quadrathon bird. Almost any combination of booster and upper stage engines can be used depending upon total impulse restrictions of the event flown. Pre-cut plywood fins, "pop" launch lug, plastic nose cone and parachute. Payload section designed for a standard NAR payload.

Add an Egg Capsule Catalog No. ENC77 for \$2.50 and convert the Hyper into a highly efficient egg loft. (CMR 1972 Catalog)

=====

This is a two-stage high performance rocket designed for payload and altitude events. The upper stage can be flown separately as a Quadrathon bird. Almost any combination of booster and upper stage engines can be used depending upon total impulse restrictions of the event flown. Pre-cut plywood fins, "pop" launch lug, plastic nose cone and parachute. Payload section designed for a standard NAR payload. (CMR 1987 Catalog)

Editorial Note:

Catalog Liveries




1972

Web Liveries

Face Card(s)

Instruction Header



Also of interest:



Manta (BG1)

MODEL NAME: **Manta** *Also known as:*

NUMBER: BG1

Introduced: 1969

Final Year: 1987

Designer:

Type: Boost Glider

Motor Mount: 1x18mm or 1x21mm

Recovery: Glide

Stages: 1

Length: 12"

Diameter:

Span: 8.5"

Weight: 12g



Mfg. Description: This unique rocket boost glider is easy to build and adjust. Very stable during both power and glide phase. Can be flown in all classes of NAR boost glider events. Features precut parts, "pop" power pod, light weight, high strength.

This glider has compiled a long list of victories in both National and Regional Meets. (CMR 1972 Catalog)


=====

This unique rocket boost glider is easy to build and fly. Very stable during boost and performs well during glide. Can be flown in all classes of NAR boost glider events. Features precut balsa parts, pop power pod, light weight, high strength, easy construction.

This glider has compiled a long list of impressive victories over the years. (CMR 1987 Catalog)

Editorial Note: The designation BG1a refers to the 21mm power pod.

Catalog Liveries



1972

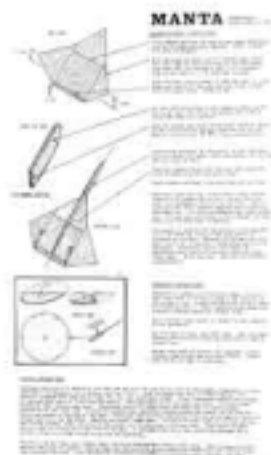


1987

Web Liveries

Face Card(s)

Instruction Header



Also of interest: CMR Manta Family



Marcus (C6)

MODEL NAME: **Marcus**

Also known as:

NUMBER: C6

Introduced: 1970

Final Year: 1987

Designer:

Type: Strap On Booster

Motor Mount: 1x18mm

Recovery: Streamer

Stages:

Length: 7.5"

Diameter: 0.736"

Span:

Weight:



Mfg. Description: This unique kit is a strap-on booster designed to supplement the main engine to provide additional weight lifting capability for lofting heavy payloads. Makes any rocket a cluster payload. After liftoff, boosters drop off and are recovered by streamer. Two or four boosters can be used for 4 fin rockets while 3 boosters are needed for 3 fin rockets. Recommended for the experienced modeler. (CMR 1972 Catalog)

=====


This unique kit is a strap-on booster designed to supplement the main engine to provide additional weight lifting capability for lofting heavy payloads. Makes any rocket a cluster payload. After liftoff, boosters drop off and are recovered by streamer. Two or four boosters can be used for 4 fin rockets while three boosters are needed for 3 fin rockets. Recommended for the experienced rocketeer. (CMR 1987 Catalog)

Editorial Note:

Catalog Liveries



1972



1987



Web Liveries

Face Card(s)

Instruction Header

Also of interest:



Orbitron (BG3)

MODEL NAME: **Orbitron**

Also known as: Micro-Manta

NUMBER: BG3

Introduced: 1972

Final Year: 1987

Designer:

Type: Boost Glider

Motor Mount: 1x13mm

Recovery: Glide

Stages: 1

Length: 13.5"

Diameter: 0.558"

Span: 5.5"

Weight:



Mfg. Description: A new parasite Micro-Manta boost glider. The glider attaches to the side of a special carrier rocket which detaches upon ejection and returns by streamer. A real performer. Has been officially timed at 306 sec. using a 1/2A3-3m. (CMR 1972 Catalog)

=====

A parasite Micro-Manta boost glider. This glider attaches to the side of a special carrier rocket which detaches upon ejection and returns by streamer, a real performer that flies high with small engines. Has been officially timed at 306 sec. using a 1/2A3-3m. (CMR 1987 Catalog)

Editorial Note:

Catalog Liveries



1972



1987



Web Liveries

Face Card(s)

Instruction Header

Also of interest: CMR Manta Family



Mini Manta (BG5)

MODEL NAME: **Mini Manta** *Also known as:*

NUMBER: BG5

Introduced: 1978

Final Year: 1987

Designer:

Type: Boost Glider

Motor Mount: 1x13mm

Recovery: Glide

Stages: 1

Length: 12"

Diameter:

Span: 6.75"

Weight:

Mfg. Description: The boost glider designed to use the extra performance obtained with the CMR Piston Launcher when using small engines. Flies great without the launcher too. A record holder like its big brother. (CMR 1987 Catalog)

Editorial Note:

Catalog Liveries




1987

Web Liveries

Face Card(s)

Instruction Header



Also of interest: CMR Manta Family



Paratrooper (C8)

MODEL NAME: **Paratrooper** *Also known as:*

NUMBER: C8

Introduced: 1971

Final Year: 1987

Designer:

Type: Parachute Duration

Motor Mount: 1x13mm

Recovery: Parachute

Stages: 1

Length: 12.5"

Diameter: 0.736"

Span:

Weight:



Mfg. Description: This Mini Jet rocket was designed for the parachute duration event. The larger body will hold a good sized parachute while the plastic boat tail decreases drag and increases performance. Kit features plastic nose cone, plastic boat tail, 1/4 mil. aluminized mylar duration parachute, and sheet plastic fins. (CMR 1972 Catalog)

=====

1987 Catalog Entry Identical to 1972 Entry

Editorial Note:

Catalog Liveries



1972



1987



Pen (C10)

MODEL NAME: **Pen**

Also known as:

NUMBER: C10

Introduced: 1972

Final Year: 1987

Designer:

Type: Altitude Competition

Motor Mount: 1x13mm

Recovery: Streamer

Stages: 1

Length: 13.5"

Diameter: 0.558"

Span:

Weight: 5g

Mfg. Description: A high altitude Mini Jet rocket that is easy to build kit with contest performance. Its long length is designed for better tracking and extra stability for the NAR altitude events. Pre-cut plywood fins and plastic parabolic nose cone adds to the performance. (CMR 1972 Catalog)

=====

A high altitude Mini Jet rocket that is easy to build kit with contest performance. Its long length is designed for better tracking and extra stability for the NAR altitude events. Pre-cut plywood fins and plastic nose cone add to the performance. (CMR 1987 Catalog)

Editorial Note:

Catalog Liveries



1972



1987

Web Liveries

Face Card(s)

Instruction Header



Also of interest:



(The) Pirate (C17)

MODEL NAME: **The Pirate** *Also known as: Pirate*

NUMBER: C17

Introduced: 1976

Final Year: 1987

Designer:

Type: Payload, 2 Stage

Motor Mount: 1x13mm/1x13mm

Recovery: Tumble/?

Stages: 2

Length: 14.5"

Diameter: 0.58"

Span:

Weight:



Mfg. Description: A two stage NAR payload which carries the standard sand weight NAR payload in a capsule. The original version was flown at NARAM-13 by Jon Randolph winning first place in Pee Wee Payload. (CMR 1987 Catalog)

Editorial Note:

Catalog Liveries



1987

Web Liveries

Face Card(s)

Instruction Header

Also of interest:

PW-11 (BG6)



MODEL NAME: **PW-11** *Also known as: Parawing*

NUMBER: BG6

Introduced: 1980

Final Year: 1987

Designer:

Type: Flex Wing

Motor Mount: 1x13mm

Recovery: Streamer/Glide

Stages: 1

Length: 19"

Diameter: 0.58"

Span:

Weight:



Mfg. Description: A flexwing boost glider that fits completely inside the carrier rocket. At ejection, the flexwing glides back while the carrier rocket is recovered by streamer. (CMR 1987 Catalog)

Editorial Note:

Catalog Liveries



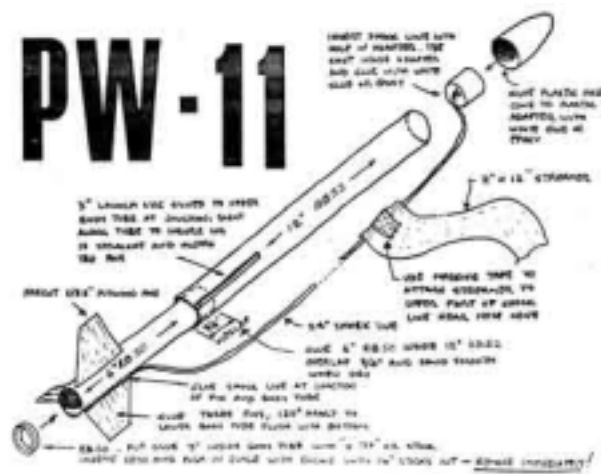
1987

Web Liveries

Face Card(s)



Instruction Header



Also of interest:

Rapier (C5)



MODEL NAME: **Rapier** *Also known as:*

NUMBER: C5

Introduced: 1970

Final Year: 1987

Designer:

Type: Sport

Motor Mount: 1x18mm or 1x21mm

Recovery: Parachute

Stages: 1

Length: 15"

Diameter: 0.890"

Span:

Weight: 29g



Mfg. Description: A great sport flyer that was designed as an easy to build parachute duration bird. Utilizes either 18mm dia. or 21mm dia. engines. So versatile that it can be used with the egg capsule and Marcus strap-on boosters to lift payloads to high altitudes. Comes with adapter to fit either size engine, plastic nose cone, "pop" launch lug, 12" diameter parachute for sport flying. Will take up to a 36" dia. parachute.

Add an Egg Capsule Cat. No. ENC 92 for \$2.50 and convert it into a highly efficient egg loft. (CMR 1972 Catalog)

=====

A great sport flyer that was designed as an easy to build parachute duration bird. Utilizes either 18mm dia. or 21mm dia. engines. So versatile that it can be used with the egg capsule and Marcus strap-on boosters to lift payloads to high altitudes. Comes with adapter to fit either size engine, plastic nose cone, "pop" launch lug, 12" diameter parachute for sport flying. (CMR 1972 Catalog)

Editorial Note:

Catalog Liveries



1972




1987



Web Liveries


Face Card(s)

Instruction Header



Also of interest:

Red Brat (C21)



MODEL NAME: **Red Brat**

Also known as:

NUMBER: C21

Introduced: 1980

Final Year: 1987

Designer:

Type: Sport

Motor Mount: 1x18mm

Recovery:

Stages: 1

Length: 32"

Diameter:

Span:

Weight:



Mfg. Description: A scale like model that is patterned after the Black Brant. Very stable and an excellent sport model. Painted with a red and white roll pattern gives it a realistic scale appearance. (CMR 1987 Catalog)

Editorial Note:

Catalog Liveries



1987

Web Liveries

Face Card(s)

Instruction Header

Also of interest:

602



Robin (C9)

MODEL NAME: **Robin** *Also known as:*

NUMBER: C9

Introduced: 1972

Final Year: 1987

Designer:

Type: Egg Lofter

Motor Mount: 1x18mm

Recovery: Parachute

Stages: 1

Length: 14"

Diameter: 0.766"

Span:

Weight:



Mfg. Description: A new egg lofter for 18mm engines only. Single stage for the NAR Robin and Pigeon egg lofting event. Designed for easy conversion to a two-stage rocket using CMR parts. Design your own second stage and increase the versatility of this model. "Pop" launch lug, pre-cut plywood fins, the famous CMR egg capsule, are among the many features of this kit. (CMR 1972 Catalog)

=====


A new egg lofter for 18mm engines only. Single stage for the NAR Robin and Pigeon egg lofting event. Designed for easy conversion to a two-stage rocket using CMR parts. Design your own second stage and increase the versatility of this model. Standoff "Pop" launch lug, pre-cut plywood fins, and the famous CMR egg capsule, are among the many features of this kit. (CMR 1987 Catalog)

Editorial Note:

Catalog Liveries



1972




1987

Web Liveries

Face Card(s)

Instruction Header



Also of interest: Egg Lofter Family



Shark (C15)

MODEL NAME: **Shark**

Also known as:

NUMBER: C15

Introduced: 1976

Final Year: 1987

Designer:

Type: Sport

Motor Mount: 1x18mm

Recovery: Parachute

Stages: 1

Length: 21.5"

Diameter: 1.17"

Span:

Weight:



Mfg. Description: This is a large model rocket designed for predicted altitude. Easy to see and extremely stable. A great sport bird that is easy to fly. Uses special CMR baffle ejection system that doesn't need wadding. (CMR 1987 Catalog)

Editorial Note:

Catalog Liveries




1987

Web Liveries

Face Card(s)

Instruction Header



Also of interest:



Start (C7)

MODEL NAME: **Start**

Also known as:

NUMBER: C7

Introduced: 1971

Final Year: 1987

Designer:

Type: Streamer Duration

Motor Mount: 1x18mm

Recovery: Streamer

Stages: 1

Length: 10.5"

Diameter: 0.736"

Span:

Weight: 12g



Mfg. Description: The ideal beginner's contest kit. Parabolic plastic nose cone, pre-cut balsa fins, clear instructions, ease of construction, low cost, make this kit the best bet for that first try at model rocketry. Streamer recovery and a new type shock cord attachment simplify building. A good model for streamer duration and altitude events. Added to its simplicity is the same high performance contest standards inherent in all CMR kits. (CMR 1972 Catalog)

=====

The ideal beginner's contest kit. Parabolic plastic nose cone, pre-cut balsa fins, clear instructions, ease of construction, low cost, high performance, make this kit the best bet for that first try at model rocketry or competition.

Streamer recovery and a simple shock cord attachment simplify building. A good model for streamer and parachute duration and altitude events. Maintains the same high performance contest standards inherent in all CMR kits. (CMR 1987 Catalog)

Editorial Note:

Catalog Liveries



1972



1987



Web Liveries

Face Card(s)

Instruction Header

Also of interest: Streamer Duration Family, Parachute Duration Family



Sting Ray (BG2)

MODEL NAME: **Sting Ray**

Also known as:

NUMBER: BG2

Introduced: 1972

Final Year: 1987

Designer:

Type: Boost Glider

Motor Mount: 1x13mm

Recovery: Glide

Stages: 1

Length:

Diameter:

Span: 7.5"

Weight:



Mfg. Description: A high performance boost glider designed especially for MiniJets. Kit comes complete with precut parts, a special pop pod and moveable flaps. Patterned after the Manta, this version incorporates all of the latest developments. (CMR 1972 Catalog)

=====

A high performance boost glider designed for 13mm engines. Kit comes complete with precut balsa parts, a special pop pod and moveable flaps.

Patterned after the Manta, this version incorporates all of the latest improvements. (CMR 1987 Catalog)

Editorial Note:

Catalog Liveries



1972




1987

Web Liveries

Face Card(s)

Instruction Header



Also of interest:



Tachyon (C16)

MODEL NAME: **Tachyon**

Also known as:

NUMBER: C16

Introduced: 1976

Final Year: 1967

Designer:

Type: Sport

Motor Mount: 1x18mm or 1x21mm

Recovery: Rear Ejection Parachute

Stages: 1

Length: 21.5"

Diameter: 1.170"

Span:

Weight:



Mfg. Description: A unique Rear Ejection parachute recovered model designed for spot landing. The rear ejection allows the model to continue in the same trajectory making it easier to predict its course. Fun to fly as a sport model. (CMR 1987 Catalog)

Editorial Note:

Catalog Liveries




1987

Web Liveries

Face Card(s)

Instruction Header



Also of interest:



Thunderbolt (C20)

MODEL NAME: **Thunderbolt** *Also known as:*

NUMBER: C20

Introduced: 1980

Final Year: 1987

Designer:

Type: Sport, Altitude Competition

Motor Mount: 1x24mm

Recovery: Streamer

Stages: 1

Length: 21"

Diameter: 0.98"

Span:


Weight:



Mfg. Description: Large engine altitude model using a streamer recovery. The trapezoidal fins increase efficiency. Pre-cut parts and a plastic nose cone make it easy to build. (CMR 1987 Catalog)

Editorial Note:

Catalog Liveries



1987

Web Liveries

Face Card(s)

Instruction Header

Also of interest:

V.I.P. (C11)



MODEL NAME: **V.I.P.** *Also known as: Very Impressive Performing*

NUMBER: C11

Introduced: 1972

Final Year: 1987

Designer:

Type: Streamer Duration

Motor Mount: 1x13mm

Recovery: Streamer

Stages: 1

Length: 9.5"

Diameter: 0.59"

Span:

Weight:



Mfg. Description: A very impressive performing Mini Jet bird designed for streamer duration. The kit features pre-cut elliptical plywood fins, parabolic plastic nose cone and a 10 foot aluminized mylar streamer. An excellent performing altitude rocket. (CMR 1972 Catalog)

Editorial Note:

Catalog Liveries



1972



1987

Web Liveries

Face Card(s)

Instruction Header

Also of interest: Streamer Duration Family

c o s m o d r o m e

Cosmodrome Rocketry

Cosmodrome Rocketry

275 West St.

Randolph, MA

02368

(781)961-1051

<http://www.cosmodromerocketry.com>

About Cosmodrome

Cosmodrome was founded on April 20, 1995. We have built a loyal following by specializing in detailed sport-scale kits suitable for entering in NAR competitions. Our kits feature decals, finely turned balsa nose cones and transitions, plywood fins and centering rings, and nylon parachutes. These kits are recommended for the experienced modeler. They require epoxy and/or cyanoacrylates (super glue) for construction. Adhesives, paint and other finishing supplies must be purchased separately.

(Company Web Statement 2011)

Master List for **Cosmodrome** by Name

Aerobee Hi
Black Brant II
Black Brant VC
Nike Apache
Nike Smoke
Vostok

MODEL NAME: **Aerobee Hi** *Also known as:*

NUMBER:

Introduced:

Final Year:

Designer: Mike Kruger

Type: Scale, 2 Stage

Motor Mount: 1x29mm/1x29mm

Recovery: Parachute/Parachute

Stages: 2

Length: 61.3"

Diameter: 2.63"

Span:

Weight: 27 oz

Mfg. Description: Balsa nose cones (2)
Two color self-adhesive decals
24" and 18" rip-stop nylon parachutes
F through H power
Through-the-wall fins
Motor retention on both stages (Cosmodrome 2012 Web Ad)

Editorial Note:

Catalog Liveries

Web Liveries



2002



2003



2008



2012



Also of interest: Aerobee Sounding Rocket Family

Black Brant II

c o s m o d r o m e

MODEL NAME: **Black Brant II**

Also known as:

NUMBER:

Introduced:

Final Year:

Designer: Mike Kruger

Type: Scale

Motor Mount: 1x29mm

Recovery: Parachute

Stages: 1

Length: 50.8"

Diameter: 2.63"

Span:

Weight: 19oz

Mfg. Description: Balsa nose cone and boat tail
Three color self-adhesive decals
24" rip-stop nylon parachute
F through H power
Through-the-wall fins
Motor retention (Cosmodrome 2011 Web Ad)

Editorial Note:

Catalog Liveries

Web Liveries



2009



2011

Black Brant VC

c o s m o d r o m e

MODEL NAME: Black Brant VC

Also known as:

NUMBER:

Introduced: 2012

Final Year:

Designer: Mike Kreuger

Type: Scale

Motor Mount: 1x29mm

Recovery: Parachute

Stages: 1

Length:

Diameter: 2.63"

Span:

Weight:

Mfg. Description: Plastic nose cone
Movable forward vanes
28" rip-stop nylon parachute
F through H power
Through-the-wall fins
Motor retension (Cosmodrome 2012 Web Ad)

Editorial Note: Though the BB VC did not become available until 2012, it appeared on the website earlier and the earlier photo is included here.

Catalog Liveries

Web Liveries



2011



2012

Nike Apache

c o s m o d r o m e

MODEL NAME: **Nike Apache** *Also known as:*

NUMBER:

Introduced:

Final Year:

Designer: Mike Kruger

Type: Scale

Motor Mount: 1x29mm

Recovery: Parachute

Stages: 1

Length: 52.5"

Diameter: 2.63", 1.06"

Span:

Weight: 18 oz

Mfg. Description: Balsa nose cone and transition
Two color self-adhesive decals
28" rip-stop nylon parachute
F and G power
Through-the-wall fins
Positive motor retension (Cosmodrome 2011 Web Ad)

Editorial Note:

Catalog Liveries

Web Liveries



2009



2011



Also of interest: Nike Apache Sounding Rocket Family

Nike Smoke

c o s m o d r o m e

MODEL NAME: **Nike Smoke**

Also known as:

NUMBER:

Introduced:

Final Year:

Designer: Mike Kruger

Type: Scale

Motor Mount: 1x29mm

Recovery: Parachute

Stages: 1

Length: 36.5"

Diameter: 2.63"

Span:

Weight: 17oz

Mfg. Description: Balsa nose cone

Self-adhesive decals

24" rip-stop nylon parachute

E through H power

Through-the-wall fins

Motor retention (Cosmodrome 2012 Web Ad)

Editorial Note:

Catalog Liveries

Web Liveries



2002



2003



2005



2009



2012



Instruction Header



Also of interest: Nike Smoke Sounding Rocket Family

MODEL NAME: **Vostok** *Also known as:*

NUMBER:

Introduced:

Final Year:

Designer: Mike Kruger

Type: Scale

Motor Mount: 1x38mm

Recovery: Parachute

Stages: 1

Length: 45.0"

Diameter: 3.216"

Span:

Weight: 55 oz

Mfg. Description: Over 160 parts

Balsa nose cones (5)

Self-adhesive decals

35" and 24" rip-stop nylon parachuttes

H power

Motor retention

Open air interstage struts (Cosmodrome 2012 Web Ad)

Editorial Note:

Catalog Liveries

Web Liveries




2003



2004



2006



2008

cosmodrome



2012

Face Card(s)




Instruction Header



Also of interest: Vostok Launch Vehicle Family



Cox





Master List for **Cox** by Name

Apollo Little Joe II	#5100
Apollo Saturn V	#5075
Honest John	#5050
Nike Zeus	#5150
Saturn 1B	#5025
Saturn V	#5075
Space Shuttle America	#5200
Uprated Saturn 1B	#5025
X-15	#5000

Master List for **Cox** by *Number*

#5000	X-15
#5025	Saturn 1B
#5025	Uprated Saturn 1B
#5050	Honest John
#5075	Apollo Saturn V
#5075	Saturn V
#5100	Apollo Little Joe II
#5150	Nike Zeus
#5200	Space Shuttle America

Apollo Little Joe II (#5100)



MODEL NAME: **Apollo Little Joe II** *Also known as:*

NUMBER: #5100

Introduced:

Final Year:

Designer:

Type: Scale

Motor Mount: 1x18mm

Recovery: Parachute

Stages: 1

Length: 8.5"

Diameter:

Span:

Weight:



Mfg. Description: A single stage 1/125 scale model of the launch vehicle used to thoroughly test the abort system for the Apollo Capsule. (Cox 1970 Catalog)

Editorial Note:

Catalog Liveries



1970



1972

Web Liveries

Face Card(s)

Instruction Header

Also of interest: Little Joe II Launch Vehicle Family



Apollo Saturn V (#5075)

MODEL NAME: **Apollo Saturn V**

Also known as: Saturn V

NUMBER: #5075

Introduced:

Final Year:

Designer:

Type: Scale

Motor Mount: 2x18mm

Recovery: Parachute

Stages: 1

Length: 33.5"

Diameter:

Span:

Weight:



Mfg. Description: A 1/125 scale model of the world's largest launch vehicle, as used for the moon orbiting and landing missions in the Apollo space program. Powered by a cluster of two single stage engines. (Cox 1970-71 Catalog)

Editorial Note:

Catalog Liveries



1970



1972



1990



Web Liveries

Face Card(s)



Instruction Header



Also of interest: Saturn V Launch Vehicle Family



Honest John (#5050)

MODEL NAME: **Honest John** *Also known as:*

NUMBER: #5050

Introduced:

Final Year:

Designer:

Type: Scale, Payload

Motor Mount: 1x18mm

Recovery: Parachute

Stages: 1

Length: 14"

Diameter:

Span:

Weight:



Mfg. Description: A single-stage 1/24 model of the U.S. Army's 1st line ballistic missile. Has a payload type nose cone. (Cox 1970 Catalog)


A single-stage 1/24 model of the U.S. Army's 1st line ballistic missile. Has a payload type nose cone. A great beginner's rocket. (Cox 1972 Catalog)

Editorial Note:

Catalog Liveries



1970



1972



1990

Web Liveries

Face Card(s)

Instruction Header

Also of interest: MGR-1 Honest John Ordnance Family

Nike Zeus (#5150)



MODEL NAME: **Nike Zeus**

Also known as:

NUMBER: #5150

Introduced:

Final Year:

Designer:

Type: Scale, 2 Stage

Motor Mount: 1x18mm/1x18mm

Recovery: Tumble/Parachute

Stages: 2

Length: 18"

Diameter:

Span:

Weight:



Mfg. Description: A 1/24 scale model of a U.S. anti-aircraft missile. Equipped with a removable payload-type nose cone. Launched as either a single or a two stage rocket when using a booster engine. (Cox 1970 Catalog)

Editorial Note:

Catalog Liveries



1970



1972

Web Liveries

Face Card(s)

Instruction Header

Also of interest: XLIM-49 Nike Zeus Ordnance Family



Space Shuttle America (#5200)

MODEL NAME: **Space Shuttle America**

Also known as:

NUMBER: #5200

Introduced:

Final Year:

Designer:

Type: Boost Glider

Motor Mount: 1x18mm

Recovery: Glide + Glide + Parachute

Stages: 1

Length:

Diameter:

Span:

Weight:



Mfg. Description: Space Shuttle America has outer orbit style excitement. NASA has developed the concept of a hypersonic transport carrying shuttlecraft to the edge of space where the shuttle leaves the mother ship and heads for an orbiting space station with a cargo of men and materials. The shuttlecraft then can return to earth to make a conventional landing at an airstrip. Cox's Space Shuttle America blasts-off, climbs to altitude, then separates, with the mother ship returning to earth on a parachute and the two shuttlecraft gliding in a circular path to a perfect landing. Complete with modernistic transport, two detailed delta-wing re-entry gliders, engine retainer ring, flameproof ejection wadding, and extra detailing decals. the re-entry gliders are also designed for catapult launching (hand held launcher included). (Cox 1972 Catalog)

Editorial Note:

Catalog Liveries



1972



1990

Web Liveries

Face Card(s)

Instruction Header



Also of interest:



Uprated Saturn 1B (#5025)

MODEL NAME: **Uprated Saturn 1B**

Also known as: Saturn 1B

NUMBER: #5025

Introduced:

Final Year:

Designer:

Type: Scale

Motor Mount: 2x18mm

Recovery: Parachute

Stages: 1

Length: 21"

Diameter:

Span:

Weight:



Mfg. Description: A 1/125 scale model of the launch vehicle used to orbit the first manned Apollo space mission. (Cox 1970 Catalog)

Editorial Note:

Catalog Liveries



1970



1972



1990

Web Liveries

Face Card(s)



Instruction Header

Also of interest: Saturn I Launch Vehicle Family



X-15 (#5000)

MODEL NAME: **X-15**

Also known as:

NUMBER: #5000

Introduced:

Final Year:

Designer:

Type: Scale

Motor Mount: 1x18mm

Recovery: Parachute

Stages: 1

Length:

Diameter:

Span:

Weight:



Mfg. Description: Reaching speeds in excess of 4,500 mph and altitudes of 350,000 feet, the X-15 was flown by men like Neil Armstrong to explore the fringes of space. Cox's ready-to-launch scale model recreates the excitement of the X-15 flights when its solid-propellant engine lifts it off the launch pad and streaks towards space. Authentically detailed, including official black fuselage molded in high impact plastic with NASA markings. Includes engine retainer ring, re-entry type parachute and flameproof ejection wadding. (Cox 1972 Catalog)

Editorial Note:

Catalog Liveries



1972



1990

Web Liveries

Face Card(s)

Instruction Header

Also of interest: X-15 Aircraft Family



Currell Graphics

<http://www.currell.net/models/index.htm>



Master List for **Currell** by Name

V-2 Rocket

V-2 Rocket



MODEL NAME: **V-2 Rocket**

Also known as:

NUMBER:

Introduced: 2005

Final Year:

Designer: Ralph Currell

Type: Scale, Cardstock

Motor Mount:

Recovery:

Stages:

Length:

Diameter:

Span:

Weight:

Mfg. Description:

Web Liveries

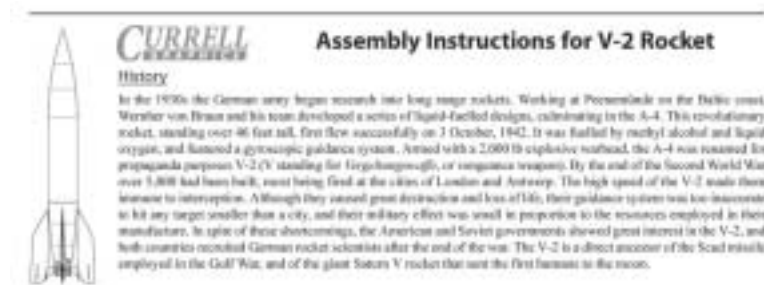


2011




2011 Alternate

Face Card(s)



Also of interest: V-2 Ordnance Family, V-2 Launch Vehicle Family



Custom Rockets

Custom Rocket Company

P.O.Box 23

Bedford, IA 50833

928-846-4790

888-371-6990 fax

Email: sales@customrocketcompany.com

<http://www.customrocketcompany.com>

About Custom Rockets

Since 1988, Custom Rocket Company has been providing quality model rocket kits and components. Each of our kits are made in the U.S. from high quality components. Our rockets are constructed from light-weight components such as balsa wood, paper tubes, and plastic. Kits are designed to be flown over and over again with commercially available model rocket engines. Most of our kits are able to fly over 1000 feet on a single engine!

(Company Web Statement 2011)



Master List for **Custom** by Name

A.T.W. Anti Tank Weapon	#10039
Bullet	#10015
Engage	#10002
Fiesta	#10030
Galileo	#10012
Game Over	#10042
Ion Pulsar	#10028
Lamprey	#10006
Landviper	#10001
Liberty	#10045
Nomad	#10054
P.O.N.G.	#10043
Razor	#10017
Redliner	#10011
Scavenger	#10046
Serin	#10038
S.L.V.	#10044
Sport	#10037
Tristar	#10027
Venture	#10019

Master List for **Custom** by Number

#10001	Landviper
#10002	Engage
#10006	Lamprey
#10011	Redliner
#10012	Galileo
#10015	Bullet
#10017	Razor
#10019	Venture
#10027	Tristar
#10028	Ion Pulsar
#10030	Fiesta
#10037	Sport
#10038	Serin
#10039	A.T.W. Anti Tank Weapon
#10042	Game Over
#10043	P.O.N.G.
#10044	S.L.V.
#10045	Liberty
#10046	Scavenger
#10054	Nomad

ATW Anti Tank Weapon (#10039)

MODEL NAME: ATW Anti Tank Weapon

Also known as:

NUMBER: #10039

Introduced:

Final Year:

Designer:

Type: Sport

Motor Mount: 1x18mm

Recovery: Streamer

Stages: 1

Length: 11" (27.9 cm)

Diameter: 0.736" (18.7 mm)

Span:

Weight: 0.65 oz (18.5 g)

Mfg. Description: Scale-like, model of the Army's next generation, ultra powerful anti-tank weapon. injection-molded plastic nose cone, die-cut balsa fins, and streamer recovery. Includes pressure-sensitive decals. Flights of over 1,000 feet are possible. (Custom 2011 Web Ad)

Editorial Note:

Catalog Liveries

Web Liveries



2011

Face Card(s)



Instruction Header

Also of interest:



Bullet (#10015)

MODEL NAME: **Bullet**

Also known as:

NUMBER: #10015

Introduced:

Final Year:

Designer:

Type: Sport

Motor Mount:

Recovery: Parachute

Stages: 1

Length:

Diameter:

Span:

Weight:

Mfg. Description:

Editorial Note:



Catalog Liveries

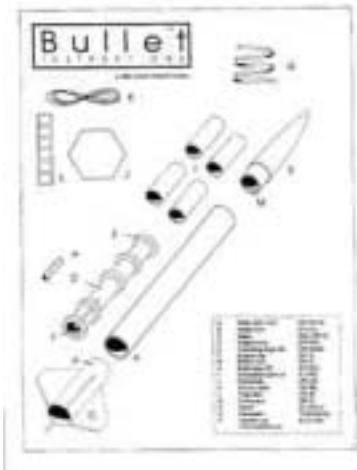


2004

Web Liveries

Face Card(s)

Instruction Header



Also of interest:



Engage (#10002)

MODEL NAME: **Engage**

Also known as:

NUMBER: #10002

Introduced:

Final Year:

Designer:

Type: Sport

Motor Mount:

Recovery: Parachute

Stages: 1

Length:

Diameter:

Span:

Weight:

Mfg. Description:

Editorial Note:



Catalog Liveries



2004

Web Liveries

Face Card(s)

Instruction Header



Also of interest:



Fiesta (#10030)

MODEL NAME: **Fiesta**

Also known as:

NUMBER: #10030

Introduced:

Final Year:

Designer:

Type: Sport

Motor Mount: 1x18mm

Recovery: Streamer

Stages: 1

Length: 11.75"

Diameter: 0.976"

Span:

Weight:

Mfg. Description: Great beginner's kit! Assembly is quick and easy with plastic nose cone, pre-cut balsa fins, colorful water-slide decals, quick release engine mount, and bright streamer. (Custom 1998 Catalog)

Editorial Note:

Catalog Liveries



1998



2011

Face Card(s)



Instruction Header



Also of interest: Custom Fiesta Family

6 5 6



Galileo (#10012)

MODEL NAME: **Galileo**

Also known as: Galileo Probe

NUMBER: #10012

Introduced:

Final Year:

Designer:

Type: Sport

Motor Mount:

Recovery: Helicopter

Stages: 1

Length: 8"

Diameter: 1.325"

Span:

Weight: 0.4 oz



Mfg. Description: Explore futuristic planets with Galileo. Galileo can quickly launch from most space exploration craft and quickly gather information about distant planets, either by landing or by orbiting. This can greatly reduce the risk of endangering an entire mission by unsafe conditions. Our model is based on what such a futuristic probe might look like. Galileo goes up like a rocket, flips over, and comes down like a helicopter! Model features detailed 2 color water-slide decal, balsa fins, hardwood dowel and balsa nose cone. (Custom 1998 Catalog)

Editorial Note:

Catalog Liveries



1994



1998

Web Liveries



2007

Face Card(s)

Instruction Header

Also of interest:



Game Over (#10042)

MODEL NAME: **Game Over**

Also known as:

NUMBER: #10042

Introduced:

Final Year:

Designer:

Type: Sport

Motor Mount: 1x18mm

Recovery: Streamer

Stages: 1

Length: 11.75"

Diameter: 0.976"

Span:

Weight: 0.7 oz

Mfg. Description: Flashback to the early 80's with GAME OVER. The 8-bit graphics on the decals remind us of another time. Model features an injection nose cone, die-cut fins, and streamer recovery. Includes pressure-sensitive decals, quick-release engine mount for fast engine change. Flights over 1000 ft are possible. (Custom 2011 Web Ad)

Editorial Note:

Catalog Liveries

Web Liveries





Also of interest: Custom Fiesta Family



Ion Pulsar (#10028)

MODEL NAME: **Ion Pulsar**

Also known as:

NUMBER: #10028

Introduced:

Final Year:

Designer:

Type: Exotic

Motor Mount: 1x18mm

Recovery: Parachute

Stages: 1

Length: 17" (42.5 cm)

Diameter: 1.325" (33.5 mm)

Span:

Weight: 1.4 oz (40 g)

Mfg. Description: In 1939, something strange was being built in complete secrecy on a remote island off the coast of Ireland.

McKimmons, a local inventor, had become well known for his aeronautical discoveries. Now an eccentric millionaire, McKimmons lived alone on the island and spent his days and nights working. His work would not be made public until its discovery in 2029.

In 2029 Nasa sent its first manned exploration team to Mars. It was during this exploration of the planet, astronauts made a startling discovery. What they found was an Ion pulsar powered spacecraft. Its discovery found technology that was years ahead of its time, even in 2029! What the astronauts saw before them was a spacecraft that had been flown by the late inventor. McKimmons was never found, however a diary inside the ship detailed his journey up until 1973. Among the other items found, plans for the Ion engine, living quarter with unique life support equipment. Also inside was hydroponic growing equipment to supply food.

By 2035 Nasa had a working Ion pulsar engine that enabled the team to travel to distant galaxies.

Futuristic kit! Makes a great display kit with its super detailed parts. Features a blow molded plastic nose cone, die-cut balsa fins, and 12" parachute recovery. Includes precision printed water-slide decals and quick-release engine mount for fast engine change. Flights of over 750 feet are possible with a C6-5 motor. (Custom 2011 Web Ad)

Editorial Note:

Catalog Liveries



1998

Web Liveries



2011

Face Card(s)



Ion Pulsar™

(Engines, launch pad, and launch controller are not included) in this kit and must be purchased separately.

©1989 Custom Model Company
 Concept by Grant Smith
 Designed by Andy Gussakov
 Rev. 3



This kit requires some glue, fine sandpaper, sanding screen, wire, and a hobby knife or razor blade. Flat black paint is recommended for finishing.

- 1. 1/8" x 1/8" x 1/8" (1/8" x 1/8" x 1/8")
- 2. 1/8" x 1/8" x 1/8" (1/8" x 1/8" x 1/8")
- 3. 1/8" x 1/8" x 1/8" (1/8" x 1/8" x 1/8")
- 4. 1/8" x 1/8" x 1/8" (1/8" x 1/8" x 1/8")
- 5. 1/8" x 1/8" x 1/8" (1/8" x 1/8" x 1/8")
- 6. 1/8" x 1/8" x 1/8" (1/8" x 1/8" x 1/8")
- 7. 1/8" x 1/8" x 1/8" (1/8" x 1/8" x 1/8")
- 8. 1/8" x 1/8" x 1/8" (1/8" x 1/8" x 1/8")
- 9. 1/8" x 1/8" x 1/8" (1/8" x 1/8" x 1/8")
- 10. 1/8" x 1/8" x 1/8" (1/8" x 1/8" x 1/8")
- 11. 1/8" x 1/8" x 1/8" (1/8" x 1/8" x 1/8")
- 12. 1/8" x 1/8" x 1/8" (1/8" x 1/8" x 1/8")
- 13. 1/8" x 1/8" x 1/8" (1/8" x 1/8" x 1/8")
- 14. 1/8" x 1/8" x 1/8" (1/8" x 1/8" x 1/8")
- 15. 1/8" x 1/8" x 1/8" (1/8" x 1/8" x 1/8")
- 16. 1/8" x 1/8" x 1/8" (1/8" x 1/8" x 1/8")
- 17. 1/8" x 1/8" x 1/8" (1/8" x 1/8" x 1/8")
- 18. 1/8" x 1/8" x 1/8" (1/8" x 1/8" x 1/8")
- 19. 1/8" x 1/8" x 1/8" (1/8" x 1/8" x 1/8")
- 20. 1/8" x 1/8" x 1/8" (1/8" x 1/8" x 1/8")
- 21. 1/8" x 1/8" x 1/8" (1/8" x 1/8" x 1/8")
- 22. 1/8" x 1/8" x 1/8" (1/8" x 1/8" x 1/8")
- 23. 1/8" x 1/8" x 1/8" (1/8" x 1/8" x 1/8")
- 24. 1/8" x 1/8" x 1/8" (1/8" x 1/8" x 1/8")
- 25. 1/8" x 1/8" x 1/8" (1/8" x 1/8" x 1/8")
- 26. 1/8" x 1/8" x 1/8" (1/8" x 1/8" x 1/8")
- 27. 1/8" x 1/8" x 1/8" (1/8" x 1/8" x 1/8")
- 28. 1/8" x 1/8" x 1/8" (1/8" x 1/8" x 1/8")
- 29. 1/8" x 1/8" x 1/8" (1/8" x 1/8" x 1/8")
- 30. 1/8" x 1/8" x 1/8" (1/8" x 1/8" x 1/8")
- 31. 1/8" x 1/8" x 1/8" (1/8" x 1/8" x 1/8")
- 32. 1/8" x 1/8" x 1/8" (1/8" x 1/8" x 1/8")
- 33. 1/8" x 1/8" x 1/8" (1/8" x 1/8" x 1/8")
- 34. 1/8" x 1/8" x 1/8" (1/8" x 1/8" x 1/8")
- 35. 1/8" x 1/8" x 1/8" (1/8" x 1/8" x 1/8")
- 36. 1/8" x 1/8" x 1/8" (1/8" x 1/8" x 1/8")
- 37. 1/8" x 1/8" x 1/8" (1/8" x 1/8" x 1/8")
- 38. 1/8" x 1/8" x 1/8" (1/8" x 1/8" x 1/8")
- 39. 1/8" x 1/8" x 1/8" (1/8" x 1/8" x 1/8")
- 40. 1/8" x 1/8" x 1/8" (1/8" x 1/8" x 1/8")
- 41. 1/8" x 1/8" x 1/8" (1/8" x 1/8" x 1/8")
- 42. 1/8" x 1/8" x 1/8" (1/8" x 1/8" x 1/8")
- 43. 1/8" x 1/8" x 1/8" (1/8" x 1/8" x 1/8")
- 44. 1/8" x 1/8" x 1/8" (1/8" x 1/8" x 1/8")
- 45. 1/8" x 1/8" x 1/8" (1/8" x 1/8" x 1/8")
- 46. 1/8" x 1/8" x 1/8" (1/8" x 1/8" x 1/8")
- 47. 1/8" x 1/8" x 1/8" (1/8" x 1/8" x 1/8")
- 48. 1/8" x 1/8" x 1/8" (1/8" x 1/8" x 1/8")
- 49. 1/8" x 1/8" x 1/8" (1/8" x 1/8" x 1/8")
- 50. 1/8" x 1/8" x 1/8" (1/8" x 1/8" x 1/8")
- 51. 1/8" x 1/8" x 1/8" (1/8" x 1/8" x 1/8")
- 52. 1/8" x 1/8" x 1/8" (1/8" x 1/8" x 1/8")
- 53. 1/8" x 1/8" x 1/8" (1/8" x 1/8" x 1/8")
- 54. 1/8" x 1/8" x 1/8" (1/8" x 1/8" x 1/8")
- 55. 1/8" x 1/8" x 1/8" (1/8" x 1/8" x 1/8")
- 56. 1/8" x 1/8" x 1/8" (1/8" x 1/8" x 1/8")
- 57. 1/8" x 1/8" x 1/8" (1/8" x 1/8" x 1/8")
- 58. 1/8" x 1/8" x 1/8" (1/8" x 1/8" x 1/8")
- 59. 1/8" x 1/8" x 1/8" (1/8" x 1/8" x 1/8")
- 60. 1/8" x 1/8" x 1/8" (1/8" x 1/8" x 1/8")
- 61. 1/8" x 1/8" x 1/8" (1/8" x 1/8" x 1/8")
- 62. 1/8" x 1/8" x 1/8" (1/8" x 1/8" x 1/8")
- 63. 1/8" x 1/8" x 1/8" (1/8" x 1/8" x 1/8")
- 64. 1/8" x 1/8" x 1/8" (1/8" x 1/8" x 1/8")
- 65. 1/8" x 1/8" x 1/8" (1/8" x 1/8" x 1/8")
- 66. 1/8" x 1/8" x 1/8" (1/8" x 1/8" x 1/8")
- 67. 1/8" x 1/8" x 1/8" (1/8" x 1/8" x 1/8")
- 68. 1/8" x 1/8" x 1/8" (1/8" x 1/8" x 1/8")
- 69. 1/8" x 1/8" x 1/8" (1/8" x 1/8" x 1/8")
- 70. 1/8" x 1/8" x 1/8" (1/8" x 1/8" x 1/8")
- 71. 1/8" x 1/8" x 1/8" (1/8" x 1/8" x 1/8")
- 72. 1/8" x 1/8" x 1/8" (1/8" x 1/8" x 1/8")
- 73. 1/8" x 1/8" x 1/8" (1/8" x 1/8" x 1/8")
- 74. 1/8" x 1/8" x 1/8" (1/8" x 1/8" x 1/8")
- 75. 1/8" x 1/8" x 1/8" (1/8" x 1/8" x 1/8")
- 76. 1/8" x 1/8" x 1/8" (1/8" x 1/8" x 1/8")
- 77. 1/8" x 1/8" x 1/8" (1/8" x 1/8" x 1/8")
- 78. 1/8" x 1/8" x 1/8" (1/8" x 1/8" x 1/8")
- 79. 1/8" x 1/8" x 1/8" (1/8" x 1/8" x 1/8")
- 80. 1/8" x 1/8" x 1/8" (1/8" x 1/8" x 1/8")
- 81. 1/8" x 1/8" x 1/8" (1/8" x 1/8" x 1/8")
- 82. 1/8" x 1/8" x 1/8" (1/8" x 1/8" x 1/8")
- 83. 1/8" x 1/8" x 1/8" (1/8" x 1/8" x 1/8")
- 84. 1/8" x 1/8" x 1/8" (1/8" x 1/8" x 1/8")
- 85. 1/8" x 1/8" x 1/8" (1/8" x 1/8" x 1/8")
- 86. 1/8" x 1/8" x 1/8" (1/8" x 1/8" x 1/8")
- 87. 1/8" x 1/8" x 1/8" (1/8" x 1/8" x 1/8")
- 88. 1/8" x 1/8" x 1/8" (1/8" x 1/8" x 1/8")
- 89. 1/8" x 1/8" x 1/8" (1/8" x 1/8" x 1/8")
- 90. 1/8" x 1/8" x 1/8" (1/8" x 1/8" x 1/8")
- 91. 1/8" x 1/8" x 1/8" (1/8" x 1/8" x 1/8")
- 92. 1/8" x 1/8" x 1/8" (1/8" x 1/8" x 1/8")
- 93. 1/8" x 1/8" x 1/8" (1/8" x 1/8" x 1/8")
- 94. 1/8" x 1/8" x 1/8" (1/8" x 1/8" x 1/8")
- 95. 1/8" x 1/8" x 1/8" (1/8" x 1/8" x 1/8")
- 96. 1/8" x 1/8" x 1/8" (1/8" x 1/8" x 1/8")
- 97. 1/8" x 1/8" x 1/8" (1/8" x 1/8" x 1/8")
- 98. 1/8" x 1/8" x 1/8" (1/8" x 1/8" x 1/8")
- 99. 1/8" x 1/8" x 1/8" (1/8" x 1/8" x 1/8")
- 100. 1/8" x 1/8" x 1/8" (1/8" x 1/8" x 1/8")

Also of interest:

Lamprey (#10006)



MODEL NAME: **Lamprey**

Also known as:

NUMBER: #10006

Introduced:

Final Year:

Designer:

Type: Sport

Motor Mount:

Recovery: Parachute

Stages: 1

Length:

Diameter:

Span:

Weight:

Mfg. Description:

Editorial Note:



Catalog Liveries



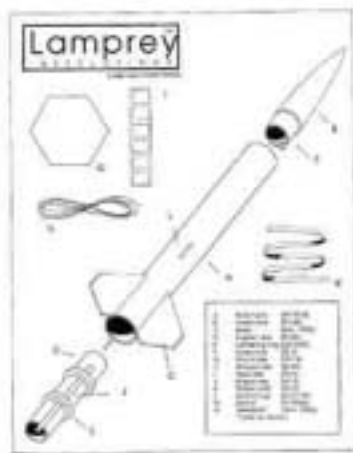
1994

Web Liveries

Face Card(s)



Instruction Header



Also of interest:

Landviper (#10001)



MODEL NAME: **Landviper**

Also known as:

NUMBER:

Introduced:

Final Year:

Designer:

Type: Sport, Cluster

Motor Mount: 3x18mm

Recovery: Parachute

Stages: 1

Length:

Diameter:

Span:

Weight:

Mfg. Description:

Editorial Note:




Catalog Liveries



1994

Web Liveries

Face Card(s)



Instruction Header

Also of interest:

Liberty (#10045)



MODEL NAME: **Liberty**

Also known as:

NUMBER: #10045

Introduced:

Final Year:

Designer:

Type: Sport

Motor Mount: 1x24mm

Recovery: Parachute

Stages: 1

Length: 29.63" (75.26 cm)

Diameter: 1.63" (41.4 mm)

Span:

Weight: 3.5 oz (100 g)

Mfg. Description: If you like our Freedom kit then you'll want this kit. Big sport rocket with big decals! Features blow-molded plastic nose cone, die-cut balsa fins, and 18" parachute recovery. Includes pressure-sensitive decals and quick-release engine mount for fast engine change. Flights of over 750 feet are possible with a D12-5 motor. (Custom 2011 Web Ad)

Editorial Note:

Catalog Liveries

Web Liveries



2011



Face Card(s)



Instruction Header

Also of interest:

Nomad (#10054)



MODEL NAME: **Nomad**

Also known as:

NUMBER: #10054

Introduced: 2011

Final Year:

Designer:

Type: Exotic

Motor Mount: 1x18mm

Recovery: Parachute

Stages: 1

Length: 9.88" (25.1 cm)

Diameter: 1.637" (41.6 mm)

Span:

Weight: 1.8 oz (51 g)

Mfg. Description: Deep space satellite camera. Vac-u-form plastic nose cone, laser-cut balsa fins, and 12" parachute. Self-adhesive decal sheet and quick-release engine mount. Flies over 750 feet. (Custom 2011 Web Ad)

Web Liveries



2011

Face Card(s)





P.O.N.G. (#10043)

MODEL NAME: **P.O.N.G.** *Also known as: Protector of the Ninth Galaxy*

NUMBER: #10043

Introduced:

Final Year:

Designer:

Type: Exotic

Motor Mount: 1x13mm

Recovery: Parachute

Stages: 1

Length: 19.5" (49.53 cm)

Diameter: 0.541" (13.74 mm)

Span:

Weight: 0.7 oz (22 g)

Mfg. Description: The ninth galaxy is protected by a fleet of these craft. Protectors Of Ninth Galaxy or P.O.N.G for short, is well detailed. You might say it's over detailed. It uses mid-body separation and flies under mini-engine power. Recovery is by streamer and it will fly over 500 feet. Another unique feature is that it uses a ping pong ball for the nose cone. Add this one to your collection if you want something different. (Custom 2011 Web Ad)

Editorial Note:

Catalog Liveries

Web Liveries



2011

Face Card(s)



Instruction Header

Also of interest:

MODEL NAME: **Razor**

Also known as:

NUMBER: #10017

Introduced:

Final Year:

Designer:

Type: Sport, Tube Fin

Motor Mount: 1x18mm

Recovery: Parachute

Stages: 1

Length: 12" (30.5 cm)

Diameter: 0.976" (24.8 mm)

Span:

Weight: 1.6 oz (46 g)

Mfg. Description: This unique model uses tubes as fins! With pre-colored parts there is no painting required! Features injection-molded plastic nose cone, and 12" parachute recovery. Includes self-adhesive decals and quick-release engine mount for fast engine change. Flies over 1,000 feet with a C6-7 motor. Also available in bulk. (Custom 2011 Web Ad)

Editorial Note:

Catalog Liveries



1994



1998

Web Liveries

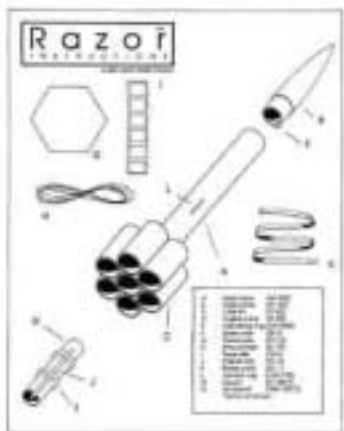


2011

Face Card(s)



Instruction Header



Also of interest: Tube Fin Family



Redliner (#10011)

MODEL NAME: **Redliner**

Also known as:

NUMBER: #10011

Introduced:

Final Year:

Designer:

Type: Sport

Motor Mount: 1x18mm

Recovery: Parachute

Stages: 1

Length: 20.75" (52.6 cm)

Diameter: 0.976" (24.8 mm)

Span:

Weight: 1.3 oz (38 g)

Mfg. Description: Modern graphics and styling make Redliner unique. Designed to go together easily and fly over 900 ft. (Custom 1994 Catalog)

=====

Sleek, long design! Easy to build and fly; makes a great beginner kit. Features a blow molded plastic nose cone, die-cut balsa fins, and 12" parachute recovery. Includes precision printed water-slide decals and quick-release engine mount for fast engine change. Flights of over 1000 feet are possible with a C6-7 motor. (Custom 2012 Web Ad)

Editorial Note:

Catalog Liveries



1994

Web Liveries



2012

Face Card(s)



Instruction Header

Also of interest:



Scavenger (#10046)

MODEL NAME: **Scavenger**

Also known as:

NUMBER: #10046

Introduced:

Final Year:

Designer:

Type: Sport

Motor Mount: 1x24mm

Recovery: Parachute

Stages: 1

Length: 20.75" (52.7 cm)

Diameter: 1.63" (41.6 mm)

Span:

Weight: 2.3 oz (64 g)

Mfg. Description: D-powered rocket with big decals! Easy to build and fly; makes a great demonstration kit. Features blow-molded plastic nose cone, die-cut balsa fins, and 18" parachute recovery. Includes pressure sensitive decals and quick-release engine mount for fast engine change. Flights of over 1000 feet are possible with a D12-5 motor. (Custom 2011 Web Ad)

Editorial Note:

Catalog Liveries

Web Liveries



2011

Face Card(s)



Instruction Header

Also of interest:



Serin (#10038)

MODEL NAME: **Serin**

Also known as:

NUMBER: #10038

Introduced:

Final Year:

Designer:

Type: Sport, Pseudo Scale

Motor Mount: 1x18mm

Recovery: Parachute

Stages: 1

Length: 14.3" (36.32 cm)

Diameter: 0.976" (24.8 mm)

Span:

Weight: 1.07 oz (30.37 g)

Mfg. Description: Scale-like, surface-to-air missile! Looks realistic on the launch pad and in the air! Easy to build and fly; makes a great beginner kit. Features a blow molded plastic nose cone, die-cut balsa fins, and 12" parachute recovery. Includes precision water-slide decals and quick-release engine mount for fast engine change. Flights of over 1000 feet are possible with a C6-7 motor. (Custom 2012 Web Ad)

Editorial Note:

Catalog Liveries

Web Liveries



2012

Face Card(s)



Instruction Header

Also of interest:



S.L.V. (#10044)

MODEL NAME: **S.L.V.**

Also known as: SLV, Satellite Launch Vehicle

NUMBER: #10044

Introduced:

Final Year:

Designer:

Type: Exotic

Motor Mount: 1x18mm

Recovery: Parachute

Stages: 1

Length: 23.5" (59.7 cm)

Diameter: 0.736" (18.69 mm)

Span:

Weight: 1.4 oz (40 g)

Mfg. Description: Satellite launch vehicle. Impressive, slow liftoffs that look so real. Features injection-molded plastic nose cone, six die-cut balsa fins, and 12" parachute recovery. Self-adhesive decals. Flights of over 750 feet. (Custom 2011 Web Ad)

Editorial Note:

Catalog Liveries

Web Liveries



2011



Sport (#10037)

MODEL NAME: **Sport**

Also known as:

NUMBER: #10037

Introduced:

Final Year:

Designer:

Type: Sport

Motor Mount: 1x18mm

Recovery: Parachute

Stages: 1

Length: 29.5" (74.9 cm)

Diameter: 0.976" (24.8 mm)

Span:

Weight: 1.48 oz (42.10 g)

Mfg. Description: Super long, 2 1/2 feet! Slow, realistic liftoffs. Easy to build and fly; makes a great beginner kit. Features injection-molded plastic nose cone, die-cut balsa fins, and 12" parachute recovery. Self-adhesive decal and quick-release engine mount. Flights of over 750 feet are possible on a C6-5 motor. (Custom 2012 Web Ad)

Editorial Note:

Catalog Liveries

Web Liveries



2012



Tristar (#10027)

MODEL NAME: **Tristar** *Also known as:*

NUMBER: #10027

Introduced:

Final Year: 2010

Designer:

Type: Futuristic

Motor Mount: 1x18mm

Recovery: Parachute

Stages: 1

Length: 12.75"

Diameter: 0.976"

Span:

Weight: 0.8 oz

Mfg. Description: Have your ticket ready for this coast-to-coast jet. Civilian travel is scheduled to depart in 2012. Using advanced engine and airframe design, coast-to-coast flights should take less than an hour! Our model features plastic nose cone, pre-cut balsa fins, water-slide decals, quick release engine mount and 12" parachute recovery. (Custom 1998 Catalog)

Airliner kit! Travel coast to coast in less than an hour! Easy to build and fly; makes a great beginner kit. Features a blow molded plastic nose cone, die-cut balsa fins, and 12" parachute recovery. Includes precision printed water-slide decals and quick-release engine mount for fast engine change. Flights of over 1000 feet are possible with a C6-7 motor. (Custom 2008 Web Ad)

Editorial Note:

Catalog Liveries



1998

Web Liveries



2007

Face Card(s)



Instruction Header



Also of interest:

6 8 6



Venture (#10019)

MODEL NAME: **Venture**

Also known as:

NUMBER: #10019

Introduced:

Final Year:

Designer:

Type: Sport

Motor Mount: 1x18mm

Recovery: Parachute

Stages: 1

Length: 11.75" (29.8 cm)

Diameter: 0.976" (24.8 mm)

Span:

Weight: 0.7 oz (19 g)

Mfg. Description: Easy Assembly and excellent performance make this a great kit for the beginner. Flights over 1500 feet. (Custom 1994 Catalog)

Great kit for your first or second rocket. Features injection-molded plastic nose cone, laser-cut balsa fins, and 12" parachute recovery. Includes self-adhesive decal and quick-release engine mount. Also available in bulk. (Custom 2012 Web Ad)

Editorial Note:

Catalog Liveries



1994

Web Liveries



2012

Face Card(s)



Instruction Header

Also of interest:



Cygnus Model Rocket Company

<http://www.cygnusrocketry.com/>

Master List for **Cygnus** by Name

76er
Blazer
Crittter
X-1 N.E.A.V.



76er

MODEL NAME: **76er**

Also known as:

NUMBER:

Introduced:

Final Year:

Designer:

Type: Sport

Motor Mount: 1x24mm

Recovery: Parachute

Stages: 1

Length: 79"

Diameter: 1.637"

Span: 6.7"

Weight:

Mfg. Description: 79" Length = 6 1/2 Feet of FUN! (Cygnus 2012 Web Ad)

Editorial Note:

Catalog Liveries

Web Liveries



2009

Face Card(s)

Instruction Header

Also of interest:

Blazer



MODEL NAME: **Blazer** *Also known as:*

NUMBER:

Introduced:

Final Year:

Designer:

Type: Sport

Motor Mount: 1x18mm

Recovery: Parachute

Stages: 1

Length: 40"

Diameter: 0.976"

Span:

Weight: 1.5 oz

Mfg. Description: Long & Lean (Cygnus 2012 Web Ad)

Editorial Note:

Catalog Liveries

Web Liveries



2008

Face Card(s)

Instruction Header

Also of interest:



Critter

MODEL NAME: **Critter** *Also known as:*

NUMBER:

Introduced:

Final Year:

Designer:

Type: Sport

Motor Mount: 1x18mm

Recovery: Parachute

Stages: 1

Length: 13.1"

Diameter: 2.6"

Span:

Weight: 4.8 oz

Mfg. Description: Big and Fat! Oh Boy! (Cygnus 2012 Web Ad)

Editorial Note:

Catalog Liveries

Web Liveries



2009

Face Card(s)

Instruction Header

Also of interest:

X-1 N.E.A.V.



MODEL NAME: **X-1 N.E.A.V.**

Also known as: N.E.A.V., Near Earth Attach Vehicle

NUMBER:

Introduced:

Final Year:

Designer:

Type: Futuristic

Motor Mount: 1x18mm

Recovery: Parachute

Stages: 1

Length: 9.5"

Diameter: 0.736"

Span: 3"

Weight:

Mfg. Description:

Editorial Note:

Catalog Liveries

Web Liveries



2009


Face Card(s)

Instruction Header

Also of interest: Estes DOM Top Secret Family

DG&A
HIGH POWER ROCKETRY

DG&A High Power Rocketry (DG&A)



DG&A

Master List for **DG&A** by Name

Armageddon 29mm

Armageddon 38mm

Armageddon 54mm

Armageddon (29mm)

MODEL NAME: **Armageddon (29mm)** *Also known as:*

NUMBER:

Introduced:

Final Year:

Designer: Danny Cantu

Type: Sport

Motor Mount: 1x29mm

Recovery: Parachute

Stages: 1

Length:

Diameter: 4"

Span:

Weight:

Mfg. Description:

Editorial Note:

Catalog Liveries

Web Liveries

Face Card(s)

Instruction Header

Also of interest: DG&A Armageddon Family



Armageddon (38mm)



MODEL NAME: **Armageddon (38mm)** *Also known as:*

NUMBER:

Introduced:

Final Year:

Designer: Danny Cantu

Type: Sport

Motor Mount: 1x38mm

Recovery: Parachute

Stages: 1

Length:

Diameter: 4"

Span:

Weight:

Mfg. Description:

Editorial Note:



Catalog Liveries

Web Liveries



Unknown Date

Face Card(s)

Instruction Header

Also of interest: DG&A Armageddon Family

Armageddon (54mm)

MODEL NAME: **Armageddon (54mm)** *Also known as:*

NUMBER:

Introduced:

Final Year:

Designer: Danny Cantu

Type: Sport

Motor Mount: 1x54mm

Recovery: Parachute

Stages: 1

Length:

Diameter: 4"

Span:

Weight:

Mfg. Description:

Editorial Note:

Catalog Liveries

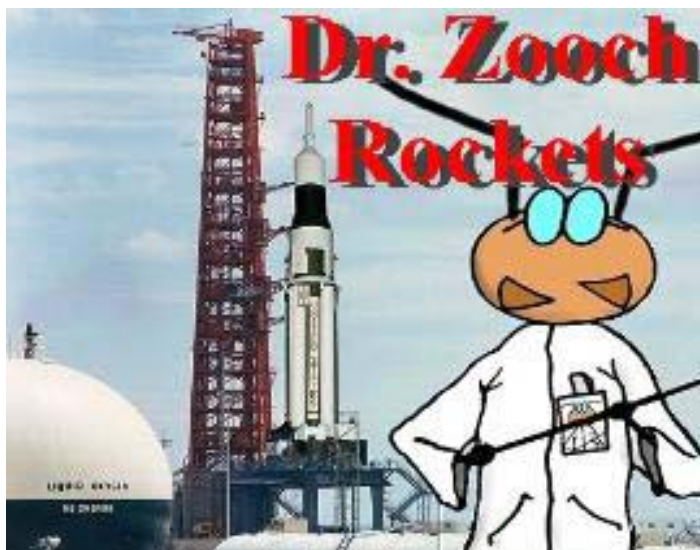
Web Liveries

Face Card(s)

Instruction Header

Also of interest: DG&A Armageddon Family





Dr. Zooch Rockets

<http://drzooch.com/>

A Rocketeer's View of Dr. Zooch

Dr. Zooch Rockets is a small company specializing in "ant-scale" (semiscale) rocket kits of prototypes typically not produced by other manufacturers. Dr. Zooch is run by Wes Oleszewski, who brings his unique talents as a cartoonist and writer, as well as an avid rocketeer, pilot, and rocket designer together to produce high quality, one-of-a-kind kits you won't find anywhere else. The instructions are humorously written and well illustrated, using characters from his "The Program" web-produced cartoon strip, and the kits are well designed and tested and contain very good-quality parts and components. These are "builder's kits"-- not your typical three-fins-n-nosecone RTF plastic bricks, using balsa nosecones and fins, the way rockets were meant to be built! You'll also learn some new tricks along the way building Dr. Zooch Rockets, because there are a lot of neat "illusion" detail tricks that Wes incorporates in his kits from paper modeling and making miniature detail parts from common items that really make the model come alive. Even with the novel techniques and more involved build, there's nothing particularly hard about Dr. Zooch kits if you've built a few rockets before, and the skills you learn will carry over to your other builds, and when you're done, you'll have a very nice flying model of a rocket that no other manufacturer likely makes, and you won't spend a fortune to get it, either, because Dr. Zooch Rocket's prices are some of the best values in rocketry!


The Dr. Zooch fleet is continuously growing, with lots of options, from "fun kits" like the Gumball Lofting Vehicle, to improved versions of old favorites like the semi-scale BT-60 sport flying Saturn V, to various ant-scale replicas of everything from the Russian Sputnik, Luna, and Soyuz, to all the different versions of the Saturn I and IB, other early space program vehicles like the Mercury Redstone, Mercury Atlas, Atlas Agena, Discoverer Thor-Agena, Jupiter and Juno launch vehicles, through the Gemini-like Mark II and Titan III MOL, to the later space program vehicles like the Space Shuttle, to today's prospective shuttle replacement vehicles like the Ares I/I-X, the SLS, and the EFT-1 flight vehicles, and even some that never really existed but probably should have, like the Lifting Body Shuttle. You can reenact virtually the entire space program in miniature with Dr. Zooch Rockets... how it turns out is up to you!

Jeff Roberts 2011



Master List for **Dr. Zook** by Name

Ares I-X
Atlas Agena
Gb-LV
Juno II
Mark II
Mercury Little Joe
Mercury Redstone
Saturn SA5
Saturn Ib
Saturn V
Soyuz
Space Launch System (SLS)
Titan IIIc SLV5
Vanguard Eagle



Ares I-X

MODEL NAME: **Ares I-X**

Also known as:

NUMBER:

Introduced:

Final Year:

Designer: Wes Oleszewski

Type: Scale

Motor Mount: 1x18mm

Recovery: Parachute

Stages: 1

Length:

Diameter:

Span:

Weight: 1.29 oz

Mfg. Description: As plans moved ahead for NASA's next manned launch vehicle, the Ares I, some fundamental questions needed to be answered. What aerodynamic surprises await it in actual flight? To find out, NASA planned a series of unmanned launches similar to the Titan I and Saturn I launches of the early 1960s using a dummy upper stage. The first such launch was the Ares I-X! The flight took place on October 28th, 2009. The I-X boosted on a standard Shuttle SRB that is extended with a 5th segment simulator. The upper section was a boilerplate of the proposed upper stage, adapter, Orion spacecraft and LAS. Standing 327 feet tall and weighing as much as three and a half un-fueled Saturn V moon rockets, the Ares I-X rolled out of the VAB 01:39 on October 20. Eight days later the vehicle thundered majestically from Pad 39B. Contrary to the speculation of mindless critics, the flight was 100% successful. In fact it was awe-inspiring. At staging, the entire upper section simply tumbled into the Atlantic and the SRB first stage returned by parachute just as it does on Shuttle missions. The data gained will help to evaluate the Ares I configuration for flight. Like an arrow to the future, the Ares I-X has pointed the way. The only question remaining is whether or not our politicians will have the brains and fortitude to go in that direction. This Dr. Zooch Rockets' version of the Ares I-X stands just over 19 inches tall and weighs 1.5 ounces. Stabilized by our trademarked FlameFins, the model Ares I-X can achieve flights of over 2,000 feet. It returns by parachute and, if you manage to actually find it, can be flown over and over again. Although NO ENGINES ARE INCLUDED, it flies on 18 mm B or C engines that you can buy at most local hobby or craft stores. So- get yours now and be ready when NASA launches theirs! This is a great demonstration tool for educators who want to impress students, parents who want to impress kids or someone who just wants to punch a hole in the sky and impress themselves. (Dr Zooch 2011 Web Ad)

Editorial Note:



Catalog Liveries

Web Liveries



2009




2011

Face Card(s)

Instruction Header

Also of interest: Ares I Launch Vehicle Family



Atlas Agena

MODEL NAME: **Atlas Agena** *Also known as:*

NUMBER:

Introduced:

Final Year:

Designer: Wes Oleszewski

Type: Scale

Motor Mount: 1x18mm

Recovery: Parachute

Stages: 1

Length:

Diameter:

Span:

Weight: 2.4 oz

Mfg. Description: This kit is NOT for beginners- nor is it for people who don't bother to read the text. So, if you are either of those and you buy it- don't come cryin' to us if it's beyond your skill level. This kit is a semi-scale version of the Atlas Agena. It uses 18mm engines such as any B or C engine (not included). You do, however get everything else you'll need to build the kit... well... excluding glue... a hobby knife... paints, sand paper and skill... okay so you won't get everything, but there are lots of parts... just look at the parts photo!

Wow! That's lots of stuff in there and there's a very complete and well illustrated set of instructions, too.

The rocket is based on a T-60 tube and stands just under 20 inches tall with its FlameFins and 15.75 inches tall without the fins. It has a basic empty weight of 2.4 oz and can fly over 1,000 feet high.

Now since you're probably wondering just what skill level this kit actually is, here's how we measure skill levels at Dr. Zook Rockets:

Skill level 0: You have no idea what a model rocket is or does and are just reading this because you have no life and lots of time on your hands.

Skill level 1: You've seen model rockets before, but have never built one. In fact you do not even have a hobby knife or glue, but know where you can get such things.

Skill level 2: You have your own hobby knife and glue and know how to use each.


Skill level 3: You once slipped and cut the heck out of your finger with your hobby knife, but the folks in the emergency room knew how to re-attach it.

Skill level 4: You've slipped and cut yourself so many times with your hobby knife that the little "snit" sound that the blade makes when it gets you is familiar, you can make a tourniquet out of a paint brush and the local emergency ward keeps blood on standby just for you.

Skill level 5: You once slipped with your hobby knife and cut off a finger, but were able to repair it yourself with stuff in your hobby tool box.

This kit is a skill level **2.5** (Dr Zook 2011 Web Ad)

Editorial Note:



Catalog Liveries

Web Liveries



2010




2011

Face Card(s)

Instruction Header

Also of interest: Atlas Agena Launch Vehicle Family



Gb-LV

MODEL NAME: **Gb-LV** *Also known as: Gumball Lofting Vehicle*

NUMBER:

Introduced: 2011

Final Year:

Designer: Wes Oleszewski

Type: Sport, Payload

Motor Mount: 1x18mm

Recovery: Parachute

Stages: 1

Length: 12"

Diameter:

Span: 5.5"

Weight: 1.1 oz

Mfg. Description: For Dr. Zook Rockets this is our first “Educational” kit. Additionally, this is our first kit priced to help folks fly rockets in these difficult financial times- in other words, it is priced to fight inflation.

The kit is called the “Gb-LV” which stands for Gumball-Lofting Vehicle. The highlight of the Gb-LV is its nosecone, which is a common capsule that you will find in most gumball machines! The advantage is that you can put a bug, a gummy bear, or some other critter into the capsule and send it into the sky. The capsule then returns on its own parachute while the booster returns by a streamer. This has several fun aspects- first off you can see into the capsule and the passenger can see out. Also, if you lose the capsule, you can replace it by simply going to your nearest gumball machine and dropping a coin in! Or, if you are really daring or you just make a mistake, the capsule can land in water and you can have a “splashdown!”

Use your Gb-LV for school science projects! You can take insects, shoot them aloft and then study how they react to the flight! A handy altitude prediction chart, which is included in the kit, tells you the estimated altitude that the Gb-LV will fly on all 3 classes of rocket engines so you can use it as a part of your project.

Get your Gb-LV today. Fly, learn, have fun. You can touch the sky, if you try. (Dr Zook 2011 Web Ad)

Editorial Note:

Catalog Liveries



Web Liveries




2011

Face Card(s)

Instruction Header

Also of interest:



Juno II

MODEL NAME: **Juno II**

Also known as:

NUMBER:

Introduced:

Final Year:

Designer: Wes Oleszewski

Type: Scale

Motor Mount: 1x18mm

Recovery: Parachute

Stages: 1

Length: 16.5"

Diameter:

Span:

Weight: 1.6 oz

Mfg. Description: Perhaps the most un-glamorized booster ever produced by von Braun's team at Army Ballistic Missile Agency (ABMA) was the Juno II. Only ten of these vehicles were launched in a two and one half year period, and only four of those were able to be called successful. By the end of 1958, the von Braun team, on behalf of the newly created NASA, assembled and launched the first Juno II from Pad 5 at Cape Canaveral. NASA was itching to go from space planning to space flying and the Juno II, although developed by the ABMA, would give the public appearance of being a NASA vehicle and NASA project. The first launch of a Juno II was on December 6, 1958 and lofted the Pioneer III probe. Thereafter, the vehicle's track record gets fairly dismal with only 3 of the next nine flights officially being able to be considered successful. In the end the Juno II was simply a vehicle that was quickly passed by as spaceflight technology experienced an explosive growth. It now holds the record as being NASA's least successful US launch vehicle. So, if you get more than four fully successful flights out of your Juno II... you'll be doing better with your Juno II than either NASA or ABMA did with theirs.

This rocket is designed to a semi-scale and stands 16.5 inches tall when flown successfully, somewhat smaller when crashed. It is stabilized with Dr. Zook's FlameFins and has a span of 2.8 inches. Basic empty weight of the rocket is 1.59oz. The rocket DOES NOT include ANY engines- and flies on a standard 18mm, such as a B or a C. Altitudes of more than 1,200 feet can be gained when flown upward and no other direction is recommended. (Dr Zook 2011 Web Ad)

Editorial Note:

Catalog Liveries



Web Liveries




2011

Face Card(s)

Instruction Header

Also of interest: Juno II Launch Vehicle Family



Mark II

MODEL NAME: **Mark II**

Also known as:

NUMBER:

Introduced:

Final Year:

Designer: Wes Oleszewski

Type: Pseudo Scale, Payload

Motor Mount: 1x18mm

Recovery: Parachute

Stages: 1

Length: 12.2"

Diameter:

Span: 2.93"

Weight: 2.4 oz

Mfg. Description: This is the Dr. Zook Rockets Mark II flying model rocket kit. It is a model that represents ...well... no real rocket at all! It is actually derived from a rocket created by the guy who owns the company. He invented this rocket back in 1972 as a part of his rocket dweeb childhood. Now he has refined and re-funneled the design to make an easy to build fun flyer so that everyone out there can either relive their own twisted childhood or get a start at being the weirdest kid in their neighborhood.

When fully constructed, this model stands 12.2 inches tall with a 2.93 inch fin-span and has a basic empty weight of 2.4 ounces. It is single stage and uses a standard 18mm motor, such as a B6-4 (NO engines are included with the kit). Flights over 1,000 feet high are easy to obtain and the kit is constructed with a payload compartment for launching small "things." This is a basic skill level kit, meaning that almost anyone can build and fly it successfully. All of the primary parts are either wood or paper. So buy it, build it and- young or old- become the strangest kid in the neighborhood. (Dr Zook 2011 Web Ad)

Editorial Note:

Catalog Liveries



Web Liveries



2010




2011

Face Card(s)

Instruction Header

Also of interest:



Mercury Little Joe

MODEL NAME: **Mercury Little Joe**

Also known as: Little Joe

NUMBER:

Introduced:

Final Year:

Designer: Wes Oleszewski

Type: Scale

Motor Mount: 1x18mm

Recovery: Parachute

Stages: 1

Length: 12.95"

Diameter:

Span: 5.27"

Weight: 1.74 oz

Mfg. Description: This is a semi-scale model kit of the Project Mercury test vehicle known as Little Joe. This kit comes with everything you'll need to construct a flying small scale model of the test vehicle... okay, almost everything... it does not include the glue, or the hobby knife, or the sand paper, or the sergeant rocket engines, or the Wallops Island launch pad, or the 60 or so engineers it took to launch the real thing, or either of the two monkeys who rode aboard it (mainly because they're... well... dead.). You also do not get the United States Navy to help you recover the rocket, but that should not stop you from phoning them and asking them to do so (Give 'em that "I pay your salary" line... they just love that). Also NO 18 mm rocket engines such as B6-4s or C6-5s, which the rocket uses are included in the kit- you'll have to go to a hobby store and buy your own. Which brings to mind another thing you won't get... skill! Well, actually, you will develop some skill as you build the kit, but we have to tell you this because we have to assume that you may be a skill-less slug who, if we implied so, would believe that somehow by just opening our box a magic skill pixie will leap out dive down your throat and then bust out through your chest and build the model for you. This will not happen... or at least we don't expect it to happen... okay be careful opening the box just in case and remember to keep your mouth closed at all times just in case. If you do release a magic skill pixie- alert the Navy while you have them on the phone discussing that recovery fleet thing. (Dr Zooch 2011 Web Ad)

Editorial Note:

Catalog Liveries



Web Liveries




2008

Face Card(s)

Instruction Header

Also of interest: Little Joe Launch Vehicle Family



Mercury Redstone

MODEL NAME: **Mercury Redstone**

Also known as:

NUMBER:

Introduced:

Final Year:

Designer: Wes Oleszewski

Type: Scale

Motor Mount: 1x18mm

Recovery: Parachute

Stages: 1

Length: 23.5"

Diameter:

Span: 4.15"

Weight: 3.2 oz

Mfg. Description: This is the Dr. Zook Rockets Mercury Redstone flying model rocket kit. It is a model that represents the rocket that sent the first American into space! But this kit is much more than that- it is designed to give the builder a choice of building it to represent ANY of the Mercury Redstone flights- MR-1A, MR-2, MRBD (Yes, you get all you need for the obscure, but historically critical MRBD flight), MR-3 (Freedom 7) or MR-4 (Liberty Bell 7). This kit contains NO plastic parts and is designed to be flown with the escape tower on- like it's supposed to fly- not with the tower off like a squirming hatch-blower would fly it. This is an average skill level kit- but the escape tower is a complex build and will require patience and direction-following.

The kit is based on a T-60 tube and, when fully constructed stands 23.5 inches tall with a 4.15 inch fin-span and has a basic empty weight of 3.2 ounces. It is single stage and uses a standard 18mm motor, such as a B6-4 (NO engines are included with the kit). This is an average skill level kit, meaning that most modelers can build and fly it successfully. All of the primary parts are either wood or paper. So buy it, build it and make spaceflight history come alive! (Dr Zook 2011 Web Ad)

Editorial Note:

Web Liveries



Also of interest: Mercury Redstone Launch Vehicle Family

Saturn SA-5



MODEL NAME: **Saturn SA-5** Also known as: Saturn SA5, Saturn I SA5, Saturn I Block II SA5

NUMBER:

Introduced:

Final Year:

Designer: Wes Oleszewski

Type: Scale

Motor Mount: 1x18mm

Recovery: Parachute

Stages: 1

Length: 12.5"

Diameter:

Span:

Weight:


Mfg. Description: If anyone tells you that SA-5 was not the coolest rocket ever flown they are only demonstrating their lack of taste in rocket coolness. Such people are likely to be found at the local Whatever Mart buying one of those buy-n-fly kits with plastic fins. We urge you not to talk further to them as you can lose I.Q. points just standing too close to such people. Instead, you should buy this kit right now and regain those points that you may have already lost. SA-5 was the first of the Saturn I Block II vehicles.

Launched on January 29, 1964 it was one of a kind. Rather than an Apollo spacecraft, SA-5 carried a really pointy Jupiter nose cone. This kit, although being ant-scale, is very close to actual scale -- in fact it's as close as we could get it without having to get any smarter ourselves. The kit is in scale with our other Saturn I Block II and our Saturn IB. It stands just under 13 inches tall (just for luck) and comes with a nosecone that is so pointy, when you hold it in your hand you'll hear your father's voice saying "Be careful you don't put someone's eye out with that." Rumor has it that when JFK visited Cape Canaveral and saw the real SA-5 on the pad he pointed toward the nose cone and told von Braun, "Be careful you don't put someone's eye out with that."

You'll also get the Dr. Zook instruction booklet, where Dr. Zook himself, from the crazy spaceflight cartoon strip "The Program," guides you through some madcap instructions that are almost more fun than the rocket itself. This kit is part of the line of Dr. Zook rockets and there are plenty more where this came from. So you can buy it, build it, crash it and WHO CARES!, we'll sell you another one! Just be careful you don't put someone's eye out with it. (Dr Zook 2011 Web Ad)

Editorial Note:

Catalog Liveries



Web Liveries



2007



2011

Face Card(s)

Also of interest: Saturn I Launch Vehicle Family

Saturn Ib



MODEL NAME: **Saturn Ib**

Also known as:

NUMBER:

Introduced:

Final Year:

Designer:

Type: Scale

Motor Mount: 1x18mm

Recovery: Pacachute

Stages: 1

Length:

Diameter:

Span:


Weight:

Mfg. Description: When you were a kid, you saw the Saturn IB kit at your local hobby store and said to yourself... "I can't afford that! Think of how many lawns I gotta mow to buy that!" Today you're an adult and watching the same kits appear on e-bay and saying to yourself "I still can't afford that! Besides, my spouse will kill me if I buy one of and will take you about a zillion hours to build, and if you shoot it and it ends up on the power lines...arrrrg.

Well here at Dr. Zook Rockets, we've solved both of these problems for you. Here is our ant-scale Saturn IB kit! Our kit won't cost you a ton of cash and you can build it in an uninterrupted rainy weekend. Everything you stands about 17 inches tall and is highly detailed. When crashed like a lawn harpoon, it stands somewhat shorter and is still highly detailed. It uses scale fins and is so lightweight that a "C" engine will make it really boogie. This kit is part of the line of Dr. Zook rockets and there are plenty more where this came from. So you can buy it, build it, crash it and WHO CARES?!, we'll sell you another one! No divorce lawyer needed as you can easily point to something frivolous that your spouse bought for more money. (Dr. Zook 2013 Web Ad)

Editorial Note:

Catalog Liveries



Web Liveries



2013

Face Card(s)

Instruction Header

Also of interest: Saturn I Launch Vehicle Family

Saturn V



MODEL NAME: **Saturn V**

Also known as:

NUMBER:

Introduced:

Final Year:

Designer: Wes Oleszewski

Type: Scale

Motor Mount: 1x18mm

Recovery: Parachute

Stages: 1

Length: 18"

Diameter:

Span: 3.6"

Weight: 2.4 oz


Mfg. Description: If you came here looking for an Estes K-39... this AIN'T it! Although this model is about the same size, it is a vastly improved rocket. Remember back to when you bought your first semi-scale Saturn V? Sometime between 1969 and 1979 and as you rode your bike back from the hobby store, with the rocket kit and bag gripped onto the handlebars, you envisioned your backyard turned into Launch Complex 39 as your ant-sized Saturn V thundered into the sky with USA and the American flags on its side, F-1 engines hard at work.

Then remember when you finished the kit and you looked at it and said to yourself "What a piece of cr&p!" There were no details, no USAs, no F-1 engines!

It hardly even looked like a Saturn V. And on the first or second flight at least one of those stinking glass fins broke away and was lost so the rocket was no good anymore. Well here at Dr. Zook Rockets we have developed an ant-scale Saturn V that has ALL of the details!

GONE are the glass fins, GONE are the pain-to-build engine fairings. Included are the full set of decals with all of the USAs, and first motion markings, INCLUDED are the F-1 engines and they do not have to come off for flight! THIS IS the ant-scale Saturn V that you dreamed of as a kid and it won't cost you an arm and a leg to get it, so if you lose it in a tree, you afford to buy another one. In designing this kit we used RockSim software and balanced the vehicle so that it could fly with tiny fins that are just 10% larger than true scale. And it really flies too! Put in a "C" engine and you'll chase it for a half mile. Everything you need is in the kit. We even give you extra decals for when you screw one up. (Dr Zook 2011 Web Ad)

Catalog Liveries



Web Liveries




2010



2011

Face Card(s)



Also of interest:

Soyuz



MODEL NAME: **Soyuz** *Also known as:*

NUMBER:

Introduced:

Final Year:

Designer: Wes Oleszewski

Type: Scale

Motor Mount: 1x18mm

Recovery: Parachute

Stages: 1

Length:

Diameter:


Span:

Weight:

Mfg. Description: This flying model rocket kit is the Russian Soyuz! Made in America, it is as Russian as we can get it without getting the State Department involved. This is a builder's kit- meaning that there are lots of pieces and you have to do lots of work- yet it still has everything you'll need to get it ready to fly- except engines. When finished the rocket stands just over 18 inches tall and weighs 2.2 oz. It is a single engine-single stage rocket with parachute recovery and can be built with average skill. This kit is in scale with our R-7 Luna and Sputnik kits- a clever ploy on our part, because if you have either of those you'll now have to buy this one to complete the set. This Soyuz kit is so Russian you'll find yourself suddenly talking with a Russian accent, writing your "R"s backward, drinking vodka and saying "Da!" as it launches for the first time. (Dr Zook 2011 Web Ad)

Editorial Note:

Catalog Liveries



Web Liveries



2010

Face Card(s)

Instruction Header

Also of interest: Soyuz Launch Vehicle Family

Space Launch System (SLS)



MODEL NAME: **Space Launch System**

Also known as: SLS

NUMBER:

Introduced:

Final Year:

Designer:

Type: Pseudo Scale

Motor Mount: 1x18mm

Recovery: Parachute

Stages: 1

Length: ~17"

Diameter:

Span: 4"


Weight: 2.7 oz

Mfg. Description: With the ending of the Space Shuttle program, as mandated by President Bush, followed by President Obama's unexpected cancelation of the Shuttle's replacement- the Constellation program- the United States was left without a federal manned spaceflight capability for the first time in a half century. The Congress found that unacceptable and thus mandated that the national policy would be that the USA must have a Shuttle replacement and that same launcher must be able to loft vehicles for exploration beyond low earth orbit. This heavy lift launch vehicle became known as the Space Launch System (SLS) and was placed into the NASA Authorization Act of 2010. Although NASA has refused to make public the details of the SLS, we here at Dr. Zooch Rockets have developed this kit based on leaked information. Thus, you can fly the SLS before NASA even gets started on it!

The rocket stands just over 17 inches tall without fins and flies using or FlameFin design. It weighs 2.7 oz. empty and has a 4 inch fin span. It is a single stage rocket with parachute recovery and uses 18mm engines such as a "B" or a "C." (Dr. Zooch 2012 Web Ad)

Editorial Note:

Catalog Liveries



Web Liveries



2012

Instruction Header

Also of interest:

Titan IIc SLV5



MODEL NAME: **Titan IIc SLV5** *Also known as: Titan IIc*

NUMBER:

Introduced:

Final Year:

Designer: Wes Oleszewski

Type: Scale

Motor Mount: 1x18mm

Recovery: Parachute

Stages: 1

Length: 12.75"

Diameter:

Span:


Weight: 3.6 oz

Mfg. Description: This is the Dr. Zook Rockets Titan IIc SLV5 flying model rocket kit. It is a semi-scale model that represents the very first of the Titan IIc launch vehicles, which flew on June 18, 1965 and lofted Space Launch Vehicle number 5 (SLV5) for the US Air Force. After that the Titan IIc vehicles went on to fly 35 more times performing everything from sending the first pair of landers to the planet Mars, to having a starring role in the Oscar winning movie Marooned- when they fictionally launched one through the eye of a hurricane.

When fully constructed this model stands 12.75 inches tall and has a basic empty weight of 3.6 ounces. It is single stage and uses a standard 18mm motor, such as a B6-4 (NO engines are included with the kit). Recovery is by parachute or by impact with the planet earth, depending on how close you follow the instructions. This is a basic skill level kit, meaning that almost anyone can build and fly it successfully. All of the primary parts are either wood or paper. So buy it, build it and wait for the eye of a hurricane so you can launch yours Hollywood style! (Dr Zook 2011 Web Ad)

Editorial Note:

Catalog Liveries



Web Liveries



2010



2011

Face Card(s)

Instruction Header

Also of interest: Titan III Launch Vehicle Family

Vanguard Eagle



MODEL NAME: **Vanguard Eagle**

Also known as:

NUMBER:

Introduced:

Final Year:

Designer: Wes Oleszewski

Type: Scale

Motor Mount: 1x18mm/1x18mm

Recovery: Tumble/Parachute

Stages: 2

Length: 19.75"

Diameter:

Span: 4.75"

Weight: 2.79 oz

Mfg. Description: Dr. Zook Rockets introduces our first two stager! This is the Vanguard Eagle which was one of the competitors in the X-Prize.

This is an advanced kit and is NOT for the first-time builder or the rocketeer who has been away from the hobby for a long period of time. You are going to need some skill to build this one. This rocket employs a complex and innovative form of gap-staging that allows the hot gasses from the first stage to ignite the second stage while being vented overboard through the aft engine bells of the first stage. That's right, the engine bells on the first stage are not just for decoration, they actually serve a purpose in making this rocket fly! The 9.5 inch long first stage then drops away gracefully in a realistic staging event that will have everyone saying "Cool!!" (Dr Zook 2011 Web Ad)

Web Liveries



Face Card(s)



DRF Technologies (DFR)

[Formerly Known as Delta IV]

info@dfrtech.com

<http://www.dfrtech.com/>

Master List for **DFR** by Name

Delta II (18mm)

Delta IV Medium 5+4 (24mm)

Delta II (18mm)

MODEL NAME: **Delta II (18mm)**

Also known as:

NUMBER:

Introduced:

Final Year:

Designer: Carl Campbell

Type: Scale, Cluster

Motor Mount: 1x18mm + 6x13mm

Recovery: Parachute

Stages: 1

Length: 21.24"

Diameter: 1.325" (T55)

Span: 5.75"

Weight: 4.5 oz

Mfg. Description: The Delta II-7925H configuration using a 2.9 meter fairing was used 3 times on the Delta 2 flying the Mars Rover Opportunity in 2003, The Planet Mercury Messenger mission in 2004 and the Dawn Asteroid mission in 2007. Delta IIs have been in service since February 1989 and launch from Cape Canaveral Air Force Station in Florida and Vandenberg Air Force Base in California.

This kit is based on the 6 ground start and 3 air start SRM configuration and is designed to be able to fly with upto 6 A10-PT motors and a core B6 motor in the main airframe. (DFR 2011 Web Ad)

Editorial Note:

Catalog Liveries

Web Liveries



2010



2011

Face Card(s)

Instruction Header

Also of interest: Delta II Launch Vehicle Family



Delta IV Medium 5+4 (24mm)

MODEL NAME: **Delta IV Medium 5+4 (24mm)**

Also known as:

NUMBER:

Introduced:

Final Year:

Designer: Carl Campbell

Type: Scale, Cluster

Motor Mount: 1x24mm + 4x18mm

Recovery: Parachute

Stages: 1 with 4 Parallel Boosters

Length: 33"

Diameter: 2.6" (T80)

Span: 7.75"

Weight: 11.0 oz

Mfg. Description: This kit is an approximate 1/78th scale of the United Launch Alliance's Evolved Expendable Launch Vehicle (EELV). This kit of the Delta IV Medium 5+4 configuration has 4 boosters that can be either captive or separating powered with 18mm motors. The kit employs clear acrylic fins that are mounted on the aft of the airframe (normal placement) that make them almost invisible during launch and fly out.

This is a kit for the experienced builder. Adhesive wraps are provided to simulate some of the smaller external details and the foam on the fuel tanks. Please note, this is a sport scale model, some actual details are modified from the real rocket in order to accommodate extra durability for many flights. (DFR 2011 Web Ad)

Editorial Note:

Catalog Liveries

Web Liveries



2010



2011

Face Card(s)

Instruction Header

Also of interest: Delta IV Launch Vehicle Family



DynaStar Mid-Power Model Rockets (DynaStar)

DynaStar Mid-Power Rockets

By Apogee Components

3355 Fillmore Ridge Heights

Colorado Springs, CO, 80907

Tel: (719) 535-9335

Fax: (719) 534-9050

<http://www.dynastar-rockets.com/>



About DynaStar

DynaStar Mid-Power Model Rockets is a brand of kits and supplies from Apogee Components. These are larger than the traditional entry-level model rockets, but share many of the same assembly characteristics. You'll use similar tools, like pencils, hobby knife, and ruler. You'll also use familiar supplies like, wood glue, balsa wood sealer, and spray paints. Really, the only difference is the size of the model rocket itself. All of the rockets are designed to use the Estes D12 motor, as well as any other 24mm diameter motor. If you want to make them go higher, just drop in an Aerotech E15, or one of the reloadable F-size rocket engines.

DynaStar Mid-Power Model Rockets meets the needs of modelers that built small kits and wanted to move up to the next level of rocketry. But more than just that. Many modelers have looked around at the kits from other companies, and were not happy to see that they all seem to look alike. There is no variety other than color; just a rocket with three fins and a nose cone. The DynaStar Mid-Power Model Rockets were designed with a lot of unique shapes and visible eye-appeal. Sure, we have some rocket that are simple shapes, but our objective is to provide a wide variety of kits to choose from that will get you noticed at your next launch because they are so different.

Check out our web site, and be sure to bookmark our page in your favorite web pages. If you have your own web site, we are grateful for a link to this site so that we can spread around the news of our awesome rocket kits.

For more information about Apogee Components, the parent company of DynaStar Mid-Power Model Rockets, please visit: <http://www.apogeerockets.com/about.asp>

(Company Web Statement 2012)



Master List for **DynaStar** by Name

Grappler	#05031
LexxJet	#05037
Orion	#05029
Sky Torpedo	#05033
Snarky	#05030
Stonebreaker	#05028

Master List for **DynaStar** by *Number*

#05028	Stonebreaker
#05029	Orion
#05030	Snarky
#05031	Grappler
#05033	Sky Torpedo
#05037	LexxJet

Grappler (#05031)



MODEL NAME: **Grappler**

Also known as:

NUMBER: #05031

Introduced:

Final Year:

Designer:

Type: Sport

Motor Mount: 1x24mm

Recovery: Parachute

Stages: 1

Length: 45.0" (114.3 cm)

Diameter: 2.60" (66 mm)

Span:

Weight: 10.0 oz (283.5 gm)

Mfg. Description: Are you looking for a big rocket that you can launch from just about any small launch field? Then the DynaStar Grappler is the perfect rocket for you.

As you can see from the images here, this rocket is very big. It is 45 inches (114.3 cm) tall, and 2.6 inches (66mm) in diameter. You most certainly will impress the kiddies when you bring this model out to the range, because it is that big. They'll all come running up to you and ask when are you going to launch it; that is a guarantee!

While this rocket is big, it is very light weight. It weighs just 10 ounces (283.5g) empty and well under a pound with a D12-3 engine installed. The reason it is so light is that it is engineered to use thin-wall paper tubes and also uses a brand new BT-80 size plastic nose cone that is also very light for its size.

Even though this rocket is large, that doesn't mean it needs a big field. The rocket flies to about 300 feet on a D12-3 motor. This is a perfect altitude for small fields. Just think how impressive it will be, and how much you'll love being able to bring out a big rocket even on small field. (Apogee 2011 Web Ad)

Editorial Note:

Catalog Liveries



Web Liveries



2008



2011

Face Card(s)

Instruction Header

Also of interest:

LexxJet (#05037)



MODEL NAME: **LexxJet**

Also known as:

NUMBER: #05037

Introduced:

Final Year:

Designer: Shrox

Type: Aeroplane

Motor Mount: 1x24mm

Recovery: Parachute

Stages: 1

Length: 28.5" (72.4 cm)

Diameter: 2.2" (56 mm)

Span:

Weight: 9.8 oz (278.2 gm)

Mfg. Description: Kit features

Simulated Jet Engines and Unusual Wings Give the Kit a Unique Look. The kit has several challenging steps, which include cutting jet engine tubes at an angle, and creating wings out of multiple pieces of balsa.

Plastic Nose Cone - The smooth plastic nose cone requires no finishing other than a coat of paint. Its 3.46:1 ogive shape is very efficient for high speed rocket flights. The fit of the BT-80 size nose cone is perfect on the standard size body tube. This means you won't have to add tape to increase the friction when inserted into the tube.

Colorful pressure-sensitive decals - This is a big reason why is so easy to make this rocket so awesome looking. It is just a matter of applying the sticker-like decals.

Laser-cut balsa wood fins - Balsa wood is very lightweight and can be airfoiled by sanding, to reduce the drag forces on the kit. This makes the rocket zoom higher and faster into the sky.

Large 1/4 inch Launch Lug - Because this is a bigger model, you'll have a larger lug on the side of the rocket. This is used with mid-power size launch rods, to stabilize the rocket so it doesn't sway in the wind prior to launch.

Premium Quality Body Tubes - The tubes are thin-wall to reduce weight, but are plenty strong for this model. The surface is slick and smooth, which makes marking lines on them easy. Painting is also a breeze, since the spirals are tight and require little filling.

The large 32" diameter plastic parachute that comes with the kit, brings the rocket down slowly for a nice soft touchdown. The canopy on the parachute is a colorful black and yellow, which is easy to see in the sky, and when it lands on the grass. You'll also find that the chute has tear-proof adhesive rings that reinforce the points on the canopy where the shroud lines attach. These greatly strengthen the parachute canopy, making it practically impossible to damage the parachute. Because this is a big rocket, the parachute is an octagon shape, instead of being a hexagon. Therefore, it has two more suspension lines, meaning it can carry a heavier rocket down to the ground.

Die-Cut Cardstock Centering Rings and Bulkheads. We use premium quality cardstock for our centering rings. This saves weight, and allows the rocket to be put together with ordinary water-based wood glue. You won't need any exotic or expensive adhesives to put this kit together.



The model also comes with a high-strength, Kevlar® Shock Cord. Kevlar is six times stronger than steel, and is also fire proof. It can easily withstand the high heat of ejection, ensuring the rocket descends as a single piece. This makes for a very durable rocket that can be launched again and again.

Spring-steel engine retainer clips allow you to swap out engines between flights in just milliseconds. It is really that fast! (DynaStar 2009 Web Ad)

Editorial Note:

Catalog Liveries

Web Liveries



2013 (Apogee)

Face Card(s)

Instruction Header

Also of interest:

Orion (#05029)



MODEL NAME: **Orion** *Also known as: Orion Transport*

NUMBER: #05029

Introduced:

Final Year:

Designer: Shrox

Type: Exotic, Upscale

Motor Mount: 1x24mm

Recovery: Parachute

Stages: 1

Length: 28.50" (72.39 cm)

Diameter: 2.22" (5.64 cm)

Span:

Weight: 4.76 oz (134.94 g)

Mfg. Description: Let your imagination take a trip to distant worlds. The Orion is the latest corporate star cruiser that will make your journey to other planets fast and full of luxury. This is one of the sleekest looking rockets you'll find, and it is packed full of decals to make it look so realistic. Big too! It is 2.2 inches in diameter, and flies on 24mm diameter motors.

Big model rockets don't have to look so boring and generic. Most mid-power have that look of just three-fins-and-a-nose cone. The Orion kit, designed by Shrox, breaks the mold and is actually an attractive looking larger rocket.

And even though it is big, that doesn't mean it is hard to assemble. It is actually an easy to build rocket. For example, the construction step you may spend more time on is assembling the nozzle on the back end of the model — which by most standards is pretty easy (a Skill Level 3 task). So you'll find yourself flying this model in just a few hours of pleasurable building time. (Apogee 2013 Web Ad)

Editorial Note:

Catalog Liveries



Web Liveries



2013 Apogee

Face Card(s)

Instruction Header

Also of interest: ShroX Orion Family

Sky Torpedo (#05033)



MODEL NAME: **Sky Torpedo** *Also known as:*

NUMBER: #05033

Introduced:

Final Year:

Designer:

Type: Sport

Motor Mount: 1x24mm

Recovery: Parachute

Stages: 1

Length: 27" (68.58 cm)

Diameter: 2.60" (66 mm)

Span:

Weight: 7.0 oz (198.4 gm)

Mfg. Description: The Sky-Torpedo kit from DynaStar Mid-Power Model Rockets is awesome! What makes it one of my favorites is that it sports awesome graphics designed by Shrox!

Like the other kits from "DynaStar Mid-Power Rockets", the Sky-Torpedo is designed to fly on the less expensive "D" size black-powder rocket motors. And it will give you the same performance as other mid-power kits that require "E" and "F" size composite propellant rocket motors. The lighter weight rockets fly faster and higher.

How do you get the same performance using smaller motors? Simple: the DynaStar brand of rocket kits use thin-wall body tubes, which are significantly lighter. So the rocket doesn't need a big motor just to get it off the launch pad. You'll save money, because you don't necessarily need to buy larger rocket motors! (Apogee 2011 Web Ad)

Editorial Note:

Catalog Liveries



Web Liveries



2010



2011

Face Card(s)

Instruction Header

Also of interest:

Snarky (#05030)



MODEL NAME: **Snarky**

Also known as:

NUMBER: #05030

Introduced:

Final Year:

Designer: Shrox

Type: Pseudo Scale

Motor Mount: 1x24mm

Recovery: Parachute

Stages: 1

Length: 28.5" (72.4 cm)

Diameter: 2.217" (56.3 mm)

Span:

Weight: 6.3 oz (180 gm)

Mfg. Description: The Snarky rocket is a very distinctive rocket kit. It was designed by Shrox, which explains why it has a unique shape. It looks more like an airplane than it does a missile. But don't let that fool you. It is fully rocket-powered, and it is big! This unique combination is definitely something that will get you noticed at your next rocket launch.

The Snarky is designed to look like an Air Force target drone. That means its purpose is to mimic the flight of enemy airplanes, so that the Air Force can practice intercepting it. But this isn't a scale model. We designed it just for kicks, and to show you how much fun you really can have with model rocketry.

The air-scoop on the bottom of the model is just one thing that makes this rocket kit unusual. No other rocket kit has one like this. And it actually helps stabilize the rocket; you'll find that it flies straight as an arrow on every single launch.

Besides the air scoop, the fins are asymmetric. That means they aren't equally spaced around the rocket like they are on other kits. The combination of the scoop and the asymmetric fins, plus the large size of this kit is what makes it stand out amongst all the other rockets at the flying range.

Besides the cool design, the model is accented by lots of colorful pressure-sensitive decals. Without the teeth, this rocket wouldn't look so mean, would it? (Apogee 2011 Web Ad)

Editorial Note:

Catalog Liveries



Web Liveries



2009



2011

Face Card(s)

Instruction Header

Also of interest: DynaStar Snarky Family

Stonebreaker (#05028)



MODEL NAME: **Stonebreaker** *Also known as:*

NUMBER: #05028

Introduced: 2004

Final Year:

Designer: Shrox

Type: Pseudo Ordnance

Motor Mount: 1x24mm

Recovery: Parachute

Stages: 1

Length: 28.50" (72.39 cm)

Diameter: 2.22" (5.64 cm)

Span:

Weight: 4.90 oz (138.91 g)

Mfg. Description: Mid-power Kit with GREAT looks and Impressive Size! (DynaStar 2010 Web Ad)

Someday in the future, an asteroid or comet may threaten the destruction of the earth. Your urgent mission is to smash the asteroid to bits with the defender missile called the "Stonebreaker."

You'll find that the Stonebreaker is more than capable of completing this important mission. But to be safe, you might want to launch two or three of them — just to make sure.

The sleek design and minimum-drag nose cone allow this rocket to achieve fantastic altitudes on inexpensive rocket motors. Or you can put in an F21 motor, and watch it go to hyper-warp speeds.

The new Stonebreaker is a mid-power model rocket that is easy to build that was designed by Shrox. If you've built a model rocket before, you'll have no problems building this Skill Level-2 kit. It is straight-forward to assemble, and a breeze to decorate. The body is painted a light gray, and the tip of the nose is painted black. All the other decoration is done by applying the colorful self-adhesive decals.

Flying the rocket is even more fun than building it. Since it is a relatively large rocket, it is easy to load the rocket motor and the large plastic parachute.

When you push the launch button though, be ready for this rocket to leave the pad with noise and authority. It won't hesitate on the pad like other big rockets, it jumps into the air quite quickly. The reason is that it is a low-mass rocket that has a very clean shape. That makes it ultra-efficient for its size. (Apogee 2012 Web Ad)

Editorial Note: Some time in 2012, the DynaStar web site ceased to be active. DynaStar is a subsidiary of Apogee Components. Apogee continued to advertise DynaStar Products.

Catalog Liveries



Web Liveries



2010 DynaStar



2012 Apogee

Face Card(s)

Instruction Header

Also of interest:



Edmonds Aerospace

<http://edmondsaerospace.com/>



About Edmonds

The Rocket Launched Aircraft of the Edmonds Aerospace are designed to let you fly in ways you've never flown before. If you're a new, young modeler, you'll be able to see your very first construction project blast hundreds of feet into the sky with rocket speed, then soar above your head for a minute or more, long enough for you to realize just what you've accomplished with your own two hands.

If you're an experienced modeler, you can fly the massive Thunder series models for a sensation unlike any other in model aviation or model rocketry. If you're the leader of a school or youth group, you can give your students an engrossing afternoon together in the sunshine as they watch each other's handiwork perform, because each flight is a little bit different.

The secret behind these aircraft is the technology of laser cutting. Whenever a model design requires precise angles or part positioning to work, the computer-controlled laser lets me create accurate fits between pieces to guarantee that precision as you build. That means you always end up with a model that doesn't need special adjustment to fly correctly, even if you're a brand new modeler.

(Company Web Statement 2012)



Master List for **Edmonds** by Name

Deltie
Ecee
Ivee
Tinee



Deltie

MODEL NAME: **Deltie** *Also known as:*

NUMBER:

Introduced: 1995

Final Year:

Designer: Robert Edmonds

Type: Glider

Motor Mount: 1x13mm

Recovery: Glide

Stages: 1

Length:

Diameter:

Span: 9"

Weight:

Mfg. Description: These familiar triangles find their homes in the skies over flying fields from New England to San Diego. This 1995 design inaugurated the Edmonds Aerospace standards for mistake-proof beginner-oriented kits with precision wet die-cutting and realistically illustrated instruction sets. Now laser cutting has only made them better. Your students or scouts will love the little triangles, as they give the best performance of any of my beginner's models. The model is a traditional boost glider, with a motor pod and a glider that separates after being carried to altitude. Builders assemble the model and add balancing clay, and they're ready to fly. No other adjustment is required. (Edmonds 2011 Web Ad)

Editorial Note:

Web Liveries





Face Card(s)

Instruction Header

Also of interest: Edmonds Deltie Familie



Ecee

MODEL NAME: **Ecee** *Also known as:*

NUMBER:

Introduced:

Final Year:

Designer: Robert Edmonds

Type: Rocket Glider

Motor Mount: 1x13mm

Recovery: Glide

Stages: 1

Length:

Diameter:

Span: 13.5"

Weight:

Mfg. Description: The Ecee series models give you a sophisticated ride. Ecee gives you a quick introduction to the world of Rocket Glide (R/G) where the model climbs aloft and descends as a single unit. The Ecee uses the Edmonds Canard system for boost, in which the elevator surface on the canard is left to move freely for flight under thrust and coast, but then locked down into position for glide. The regular Ecee uses mini engine power and can be flown on almost any field. (Edmonds 2011 Web Ad)

Editorial Note:

Catalog Liveries

Web Liveries



2011



Face Card(s)

Instruction Header

Also of interest: Edmonds Ecee Family



Ivee

MODEL NAME: **Ivee**

Also known as:

NUMBER:

Introduced:

Final Year:

Designer: Robert Edmonds

Type: Boost Glider

Motor Mount: 1x13mm

Recovery: Streamer/Glide

Stages: 1

Length:

Diameter:

Span:

Weight:

Mfg. Description: DESC

Editorial Note:

Catalog Liveries

Web Liveries

Face Card(s)

Instruction Header

Also of interest: Edmonds Ivee Family



Tinee



MODEL NAME: **Tinee** *Also known as:*

NUMBER:

Introduced:

Final Year:

Designer: Robert Edmonds

Type: Rocket Glider

Motor Mount: 1x13mm

Recovery: Glider

Stages: 1

Length:

Diameter:

Span: 6"

Weight:

Mfg. Description: It's cute and a little bit sporty, but you'll finish assembling your Tinee in less than a half hour, even if you've never built a model before. Thanks to the repeatability of laser cut parts, you can fly Tinee with no adjustments at all. This is the model for your scout troops and school science clubs, as I designed it to be the most mistake-proof and lowest-cost kit that the current state of the art will allow me to produce. Though the flight can fit within a typical school athletic field, students will be delighted by the time that Tinee remains in the air. (Edmonds 2011 Web Ad)

Editorial Note:

Catalog Liveries

Web Liveries



2011




Face Card(s)

Instruction Header

Also of interest:



Enerjet





Master List for **Enerjet** by Name

Aero-Dart	#5182
Aero-Dart	KE-12
Enerjet 1340 Sounding Rocket	#1340

Master List for **Enerjet** by Number

#1340	Enerjet 1340 Sounding Rocket
#5182	Aero-Dart
KE-12	Aero-Dart



Aero-Dart (KE-12 or #5182)

MODEL NAME: **Aero-Dart**

Also known as:

NUMBER:

Introduced: 1972

Final Year: 1976

Designer:

Type: Sport/payload

Motor Mount:

Recovery: Parachute

Stages: 1

Length: 33"

Diameter: 2"

Span:

Weight:



Mfg. Description: The sight of a big model rocket like the Aero-Dart flying over half a mile is an experience you won't want to miss. The big rocket sits on the pad for several seconds as the motor builds up thrust, then leaps into the air and accelerates away at terrific speed. At apogee, the Aero-Dart almost disappears.

The Aero-Dart features a payload capsule with tremendous volume. For heavily instrumented flights or just spectacular flying, the Aero-Dart is your bird. (Enerjet 1972 Catalog)

Catalog Liveries



1972

Web Liveries

Face Card(s)

Also of interest: Centuri Aero-Dart Family

Enerjet 1340 Sounding Rocket (#1340)



MODEL NAME: **Enerjet 1340 Sounding Rocket** *Also known as:* Enerjet 1340, 1340, 1340 Sounding Rocket

NUMBER: #1340

Introduced: 1972

Final Year: 1976

Designer:

Type: Sport, Payload

Motor Mount: 1x29mm

Recovery: Parachute

Stages: 1

Length: 28"

Diameter: 1.34"

Span: 5.8"

Weight: 4.5 oz

Mfg. Description:

Editorial Note:



Catalog Liveries

Web Liveries


Face Card(s)

Instruction Header

Also of interest:



Enertek





Master List for **EnerTek** by Name

Aero	#8817
Anvil	#8811
Arcas	#8820
Astra 2000	#8819
Astrobee 1500	#8821
Big Thunder	#8812
Emanon	#8813
Grand Slam	#8816
Initiator	#8814
Nike Cajun	#8822
Raven	#8818
Strong Arm	#8815



Master List for **Enertek** by Number

#8811	Anvil
#8812	Big Thunder
#8813	Emanon
#8814	Initiator
#8815	Strong ARM
#8816	Grand Slam
#8817	Aero
#8818	Raven
#8819	Astra 2000
#8820	Arcas
#8821	Astrobee 1500
#8822	Nike Cajun

Aero (#8817)



MODEL NAME: **Aero**

Also known as:

NUMBER: #8817

Introduced: 1988

Final Year:

Designer:

Type: Sport

Motor Mount:

Recovery: Streamer

Stages: 1

Length: 34"

Diameter: 2"

Span:

Weight: 8 oz



Mfg. Description: High speed and high flights are this kit's trademarks. The sleek design makes this rocket one of our most impressive flying birds with a G motor and altitudes of up to 3700 feet! A big 7 foot long streamer brings your Aero right back to the launch area.

This kit features a plastic nose cone, pre-cut lite-ply fins, baffle ejection system, and easy to apply decals. (EnerTek 1989 Catalog)

Editorial Note:

Catalog Liveries



1989

Web Liveries

Face Card(s)

Instruction Header

Also of interest:

768



Anvil (#8811)

MODEL NAME: **Anvil**

Also known as:

NUMBER: #8811

Introduced: 1988

Final Year:

Designer:

Type: Sport

Motor Mount: 1x29mm

Recovery: Parachute

Stages: 1

Length: 30"

Diameter: 3.5"

Span:

Weight: 16 oz



Mfg. Description: This short & stubby sport model looks just a little like the famous German V-2. The long nose cone and short body give this model its unusual looks. But don't let its size fool you, this kit gives crowd pleasing flights with E, F & G motors.

This kit features a molded nose cone, positive fin alignment system, pre-cut lite-ply fins, and parachute recovery. (EnerTek 1989 Catalog)

Editorial Note:

Catalog Liveries



1989

Web Liveries

Face Card(s)

Instruction Header

Also of interest:

Arcas (#8820)



MODEL NAME: **Arcas**

Also known as:

NUMBER: #8820

Introduced: 1988

Final Year:

Designer: Marc McReynolds

Type: Scale

Motor Mount: 1x29mm

Recovery: Parachute

Stages: 1

Length: 48.8"

Diameter: 2.5"

Span:

Weight: 13.0 oz



Mfg. Description: This is a 1:1.8 Scale model of the Atlantic Research Corporation's ARCAS sounding rocket. The real ARCAS Robin configuration, featured in this kit deploys a metalized balloon at 250,000 feet, which is then tracked by radar to determine the wind velocity and air density.

THIS KIT IS MORE THAN HALF AS LARGE AS THE REAL ONE!

The ENERTEK Super Scale kit features a molded plastic nose cone and tail section, and super detailing to make it a very accurate scale kit. The model can be flown with ENERTEK E, F & G motors. This 48.8" long replica is a must have for any fine scale modeler. (Enertek 1989 Catalog)

Editorial Note:

Catalog Liveries



1989

Face Card(s)

Instruction Header

Also of interest: (Atlantic Research) Arcas Sounding Rocket Family

770



Astra 2000 (#8819)

MODEL NAME: **Astra 2000**

Also known as:

NUMBER: #8819

Introduced:

Final Year:

Designer: Grant Boyd

Type: Pseudo Scale

Motor Mount: 1x30mm

Recovery: Parachute

Stages: 1

Length: 38"

Diameter: 2.0"

Span:

Weight: 9 oz



Mfg. Description: This single stage kit looks like a two-stage model. It is designed like many of the scientific research vehicles used throughout the world today. The model stands over 38" tall when complete and the decals make it a real attention getter at the flying field.

The kit features molded plastic nose cone and tail section, pre-cut lite-ply fins and strakes, baffle ejections system and parachute recovery. (Enertek 1989 Catalog)

Catalog Liveries



1989

Web Liveries

Face Card(s)

Also of interest: Enertek Astra 2000 Family

Astrobee 1500 (#8821)



MODEL NAME: **Astrobee 1500**

Also known as:

NUMBER: #8821

Introduced: 1988

Final Year:

Designer: Marc McReynolds

Type: Scale

Motor Mount:

Recovery: Parachute

Stages: 1

Length: 46.5"

Diameter: 3.5"

Span:

Weight: 20 oz



Mfg. Description: The actual Astrobee 1500 is one of NASA's largest sounding rockets, capable of boosting a one hundred pound scientific payload to an altitude of 1500 miles. This highly detailed 1:8.86 replica features many plastic molded details. The precise detail and contrasting markings will draw praise and sighs of envy from all viewers of this kit. The realistic slow liftoff and arrow straight flight to peak altitude, is capped off by safe recovery on its big colorful fabric parachute.

A must for every scale collection! (EnerTek 1989 Catalog)

Editorial Note:

Catalog Liveries



1989

Face Card(s)

Instruction Header

Also of interest: Astrobee Sounding Rocket Family



Big Thunder (#8812)

MODEL NAME: **Big Thunder** *Also known as:*

NUMBER: #8812

Introduced: 1988

Final Year:

Designer:

Type: Sport

Motor Mount: 1x29mm

Recovery: Parachute

Stages: 1

Length: 62"

Diameter: 3.5"

Span:

Weight: 26 oz



Mfg. Description: This kit is the biggest sport model ever made! Don't let it's size scare you, this kit is still easy to build with pre-cut lite-ply fins and the positive fin alignment system, you'll get it right. You'll get slow liftoffs and "thundering" flights with ENERTEK F and G motors. Large 48" Fabric Parachute Recovery. (EnerTek 1989 Catalog)

Editorial Note:

Catalog Liveries



1989

Web Liveries

Face Card(s)

Instruction Header

Also of interest:

Emanon (#8813)



MODEL NAME: **Emanon**

Also known as:

NUMBER: #8813

Introduced: 1988

Final Year:

Designer:

Type: Sport

Motor Mount:

Recovery:

Stages: 1

Length: 39"

Diameter: 2.5"

Span:

Weight: 12 oz



Mfg. Description: No name comes close to describing the good looks of this sport bird. The unique fin shape and boatail are what make this rocket fly so well with ENERTEK motors. Construction is made easy by the innovative tabs on the fins that fit through the slotted wall of the body tube and the positive fin alignment system. A molded plastic nose cone and boatail along with big bright decals make finishing the model easy. (Enertek 1989 Catalog)

Editorial Note: Name of rocket is “no name” spelled backwards

Catalog Liveries



1989

Face Card(s)

Instruction Header

Also of interest:

774



Grand Slam (#8816)

MODEL NAME: **Grand Slam** *Also known as:*

NUMBER: #8816

Introduced: 1988

Final Year:

Designer:

Type: Sport

Motor Mount:

Recovery: Streamer

Stages: 1

Length: 32"

Diameter: 2"

Span:

Weight: 8 oz



Mfg. Description: This easy to build kit gives new meaning to the phrase "out of the park". High altitude flights of 3500 feet are possible with this kit using the ENERTEK G motors! For safe streamer recovery "within the park" try flying this one with an E motor first.

The kit features rapid assembly with a plastic nose cone, pre-cut lite-ply fins and easy to apply decals. (Enertek 1989 Catalog)

Editorial Note:

Catalog Liveries



1989

Web Liveries

Face Card(s)

Instruction Header

Also of interest:

Initiator (#8814)



MODEL NAME: **Initiator**

Also known as:

NUMBER: #8814

Introduced:

Final Year:

Designer: Bob Sanford

Type: Sport

Motor Mount: 1x30mm

Recovery: Parachute

Stages: 1

Length: 39"

Diameter: 2.5"

Span:

Weight: 14 oz.



Mfg. Description: Flagship of the Enertek line, this easy to assemble kit should be the first advanced rocketry kit you build. Big pre-cut lite-ply fins are part of the "positive" fin alignment system that assures you will get the fins on straight. The ejection baffle system keeps the big 30" fabric parachute from burning. Large colorful easy to apply self adhesive decals finish the kit.

This is the kit you should start with! Can be flown with E, F and G motors. (Enertek Catalog 891)

Editorial Note: This kit later became the Aerotech Initiator

Catalog Liveries



1989

Face Card(s)

Instruction Header

Also of interest: Enertek Initiator Family



Nike Cajun (#8822)

MODEL NAME: **Nike Cajun**

Also known as:

NUMBER: #8822

Introduced: 1988

Final Year:

Designer: Marc McReynolds

Type: Scale

Motor Mount:

Recovery: Parachute

Stages: 1

Length: 70.7"

Diameter: 3.5"

Span:

Weight: 22 oz



Mfg. Description: The actual Nike Cajun is a two stage solid propellant sounding rocket used mainly for studies of the upper atmosphere. It can boost a fifty pound payload to an altitude of nearly one hundred miles.

This single stage 1:4.71 Scale model is over 70 inches tall! Highly detailed and accurate, this kit will challenge the best of scale modelers. All pre-cut parts and molded plastic details make this model a real showpiece when it is displayed. You'll enjoy the slow, realistic liftoffs with F & G motors on this kit.

Bonus: Scale drawing and data are included. (Enertek 1989 Catalog)

Editorial Note:

Catalog Liveries



1989

Face Card(s)

Instruction Header

Also of interest: Nike Cajun Sounding Rocket Family

Raven (#8818)



MODEL NAME: **Raven**

Also known as:

NUMBER: #8818

Introduced: 1988

Final Year:

Designer: Steve Gram

Type: Payload

Motor Mount:

Recovery: Parachute

Stages: 1

Length: 36"

Diameter: 2.5"

Span:

Weight: 9 oz



Mfg. Description: This 3 foot tall single stage payload model has a large upper payload bay big enough to carry many different payloads. Try launching a raw egg and retrieving it unbroken! The experimental possibilities with payloads are endless! Use Raven to fly cameras, altimeters, accelerometers and other projects.

The kit features plastic nose cone and transition, pre-cut lite-ply fins, no-fail fin alignment system, and parachute recovery. (Enertek 1989 Catalog)

Editorial Note:

Catalog Liveries



1989

Web Liveries

Face Card(s)

Instruction Header

Also of interest:

778



Strong ARM (#8815)

MODEL NAME: **Strong ARM** *Also known as:*

NUMBER: #8815

Introduced:

Final Year:

Designer: Bob Sanford

Type: Pseudo scale

Motor Mount: 1x30mm

Recovery: Parachute

Stages: 1

Length: 42"

Diameter: 2.5"

Span:

Weight: 16 oz:



Mfg. Description: This scale-like model is styled after the real military Standard ARM missile. Standing over 42" tall, this rocket is an attention grabber. The kit features all pre-cut parts and a molded nose cone and tail section to make assembly easy. After you build this kit you'll want to finish it with the big detailed decal sheet that really makes the model. Impressive scale-like flights are what you'll get with E, F & G motors. (Entertek 1989 Catalog)

Editorial Note: This model became the Aerotech Strong ARM

Catalog Liveries



1989

Face Card(s)

Instruction Header

Also of interest: Entertek Strong ARM Family



Estes Industries

<http://www.estesrockets.com>





About Estes

Estes-Cox History Estes Industries was founded in 1958 in Denver, Colorado. Vern Estes developed a machine that mass-produced solid propellant model rocket engines.

This invention gave people a consistent and reliable way to launch model rockets. Later, the company branched out into the mass production of balsa nose cones and adapters for model rockets. Estes® began selling model rockets by mail in 1960.

The company was moved in 1961 to a 77-acre tract of land on the outskirts of Penrose, Colorado. Rapid growth followed and soon Penrose became known as the “Model Rocket Capital of the World”. Estes Industries has grown to be the leading manufacturer of model rocket kits, engines and accessories in the world. COX® joined the Estes family of products in 1996.

For over 50 years, COX has been the choice of millions of families getting started in model airplane flying. COX products are designed for first time users who want the best start to a flying adventure and for more advanced fliers. Experience the magic of flying with COX Free Flying, Control Line or Radio Control aircraft. In January 2010, the Estes-Cox Corporation was purchased by Hobbico, a 100% Employee-Owned Corporation based in Champaign, Illinois, and will continue operations in Penrose, Colorado.

Industry leaders in their fields, Estes and COX will continue to turn kids and adults on to flight with innovative new products that will go **FASTER, FURTHER AND HIGHER.**

(Company Web Statement 2011)



Master List for Estes by Name

220 Swift	#0810
36 D Squared	#2119
Aerobee 300	#1217
Aerobee 300	K-17
Aero-Fin	#1390
Aero-Hi	#0817
AIM-9 Sidewinder	#2125
AIM 120 AMRAAM	#2153
Airborne Surveillance Missile	#0867
Alien Explorer	#1372
Alien Invader	#1281
Alien Invader	#3003
Alien Space Probe	#2038
Alien Space Probe	#7502
(Astron) Alpha	#1225
(Astron) Alpha	K-25
Alpha II	#1421
Alpha II	EK-25
(Astron) Alpha III	#1256
(Astron) Alpha III	K-56
(Astron) Alpha IV	#1258
(Astron) Andromeda	#1273
(Astron) Andromeda	K-73
(Astron) Apogee	K-5
(Astron) Apogee II	#1205
(Astron) Apogee II	K-5
ARCAS	#1226
ARCAS	K-26
Athena	#2026
Attack Craft Orion	#1374
(Astron) Avenger	#1238
(Astron) Avenger	K-38
Baby Bertha	#1261
Bail-Out	#2070
Bandit	#1248
Bandit	K-48
(The) Bat	#1362
(Battlestar Galactica) Laser Torpedo	#1311
(Astron) Big Bertha	#1223
(Astron) Big Bertha	K-23
Big Bertha	#1948
Big Daddy	#2162
Big Dawg	#2151
Big Yank	#0868
(Astron) Birdie	#1244

Limited Offer

Battlestar Galactica

Mini Brute



(Astron) Birdie	K-44	
Birdie	#0844	<i>Mini Brute</i>
Birdie	TK-44	<i>Mini Brute</i>
Black Brant II	#1958	
Black Hole Space Probe	#1350	<i>The Black Hole</i>
Blackhawk	#2053	
Blazer	#1956	
Blue Bird Zero	#1335	
Bomarc	#0654	
Bomarc	#0657	
Bomarc	KC-5	
Bull Pup 12D	#1972	
Bull Pup 12D	#7000	
CC Express	#1302	
Cajun	#2028	
Canadian Arrow	#2188	<i>X-Prize</i>
Challenger II	#1330	
(Astron) Cherokee D	#1247	
(Astron) Cherokee D	K-47	
Chuter Two	#3009	<i>Centuri Reissue</i>
Cloud Hopper	#0851	<i>Goonybird</i>
(Astron) Cobra	#1210	
(Astron) Cobra	K-10	
Cobra 1500	#1294	
Colonial Viper	#1310	<i>Battlestar Galactica</i>
Comanche 3	#1382	
Comet Chaser	#3202	
Condor	#0807	<i>Mini Brute</i>
(Astron) Constellation	#1235	
(Astron) Constellation	K-35	
Corkscrew	#2114	
Cosmic Explorer	#3009	
Cosmos Mariner	#2190	<i>X-Prize</i>
Courier	#1911	
Crossbow SST	#3207	
Crossfire ISX	#1469	<i>Tandem-X Launch Set</i>
Crusader Swing Wing Glider	#1961	
Customizer	#1500	
D.A.R.T.	#1981	
D-Region Tomahawk	#1944	
D-Region Tomahawk	#2037	
Dark Star	#2045	
Death Star	#2143	<i>Star Wars</i>
Deep Space Transport	#2034	
Defender	#1924	
(Astron) Delta	#1216	
(Astron) Delta	K-16	



Delta Clipper	#2067
Delta Star	#1322
(A-20) Demon	#1258
(A-20) Demon	K-58
Der Big Red Max	#1403
Der Big Red Max	#1977
Der Red Max	#0651
Der Red Max	KC-2
Der V3	#1970
Dragon Ship 7	#1345
(Astron) Drifter	#1214
(Astron) Drifter	K-14
EAC Viper	#0820
Echo	#1950
Eclipse	#0846
EPM-010	#7216
Estes Starliner	#0863
Explorer Aquarius	#2016
Execution	#1951
Exocet MM38	
(Astron) Falcon	#1213
(Astron) Falcon	K-13
(Astron) Farside	#1212
(Astron) Farside	K-12
(Astron) Farside X	#1261
(Astron) Farside X	K-12X
Fat Boy	#1273
Fat Boy	#2139
Gauchite	#0809
Geo Sat LV	#1977
Gemini DC	#2136
Gemini-Titan	#1221
Gemini-Titan	K-21
Gemini Titan	#1978
Goblin	#1255
Goblin	K-55
Guardian	#2179
(Astron) Gyroc	#1224
(Astron) Gyroc	K-24
Hawkeye	#0873
Hercules	#1377
Hi-Flier	#2178
Hi Flier XL	#3226
Honest John	#1227
Honest John	#1919
Honest John	K-27
(Maxi) Honest John	#2166

Starter Set

Mini Brute

Mini Brute

Launchables

X-Prize

Maxi Brute, Reissue



Hornet	#0804	<i>Mini Brute</i>
Hornet	#3037	<i>Centuri Reissue</i>
Hornet	TK-4	<i>Mini Brute</i>
Hyper Bat	#7217	
Icarus	#1277	
Icarus	K-77	
Interceptor	#1250	
Interceptor	K-50	
Interceptor E	#1350	
(Astron) Invader	#1219	
(Astron) Invader	K-19	
Javelin	#0815	<i>Mini Brute</i>
Jayhawk	#2085	<i>Pro Series</i>
Leviathan	#9700	<i>Pro Series II</i>
Little Joe II	#0892	
Little Joe II	#1230	
Little Joe II	K-30	
Little John	#0819	<i>Mini Brute</i>
Long Tom	#3016	<i>Centuri Reissue</i>
Lucky Seven	#0807	<i>X-Prize</i>
Mach-2	#1379	
Magician	#2440	
Magnum	#2032	
(Astron) Mark	#1202	
(Astron) Mark	K-2	
(Astron) Mark II	#1202	
(Astron) Mark II	K-2A	
Mars Lander	#1243	
Mars Lander	K-43	
Mars Snooper	#1220	
Mars Snooper	#2063	<i>Collector's Series</i>
Mars Snooper	K-20	
Mars Snooper II	#1220	
Mars Snooper II	K-20	
Maxi Alpha	#1291	<i>Maxi Brute</i>
Maxi Alpha 3	#1321	
Maxi Alpha 3	#1903	
Maxi-Brute V-2	#1952	<i>Maxi Brute</i>
Maxi Honest John	#1269	<i>Maxi Brute</i>
Maxi Streak	#1387	
Maxi V-2	#1267	<i>Maxi Brute</i>
Maxi V-2	K-67	<i>Maxi Brute</i>
Mean Machine	#1295	
Mega Mosquito	#1335	
Menace	#2173	
Mercury Atlas	#2111	
Mercury Redstone	#1241	



Mercury Redstone	#1921	
Mercury Redstone	K-41	
Metalizer	#2168	
Micron	#0876	
Midget	#0840	<i>Mini Brute</i>
(Astron) Midget	#1240	
(Astron) Midget	K-40	
Midget	TK-40	<i>Mini Brute</i>
Mini Bertha	#0803	<i>Mini Brute</i>
Mini Bertha	TK-3	<i>Mini Brute</i>
Mini Bomarc	#0805	<i>Mini Brute</i>
Mini Bomarc	TK-5	<i>Mini Brute</i>
Mini Cobra	#0898	
Mini Honest John	#2446	
Mini Max	#2445	
Mini Mean Machine	#0865	<i>Mini Brute</i>
Mini Meanie	#1202	
Mini Patriot	#0896	
Mini R2-D2	#1835	<i>Star Wars</i>
Mk-109 Stingray	#1232	<i>Launchables</i>
Mk-109 Stingray	#2131	
Monarch	#2172	
Monarch	#7214	
Mongoose	#2092	
Moon Mutt	#1476	<i>EX2 Starter Set</i>
Mosquito	#0801	<i>Mini Brute</i>
Mosquito	#1335	
Mosquito	TK-1	<i>Mini Brute</i>
NASA Pegasus	#1376	
National Aerospace Plane	#2037	
Nemesis	#2175	
(Astron) Nighthawk	#1234	
(Astron) Nighthawk	K-34	
Nike Ajax	#1279	
Nike Apache	#1957	
Nike Smoke	#9704	<i>Pro Series II</i>
Nike-X	#1270	
Nike-X	K-70	
Ninja	#0882	
Nova Payloader	#1960	
Odyssey	#1289	
(Aston) Omega	#1252	
(Aston) Omega	K-52	
Optima	#2935	
Orbital Interceptor	#1359	
Orbital Transport	#1242	
Orbital Transport	#1259	



Orbital Transport	K-42	
Outlander	#2110	
Partizon	#9702	<i>Pro Series II</i>
Pathfinder	#1997	
Patriot	#0652	<i>Citation</i>
Patriot	#1450	<i>EX2 Starter Set</i>
Patriot	#1825	<i>RTF Starter Set</i>
Patriot	#1843	<i>RTF Starter Set</i>
Patriot	KC-3	<i>Citation</i>
Patriot	MK-3	<i>Citation</i>
Patriot Missile	#2056	
Patriot Missile	#2066	<i>Pro Series</i>
Patrol Cruiser Excalibur	#1339	
Payloader II	#3022	<i>Centuri Reissue</i>
Pegasus	#0806	<i>Mini Brute</i>
(Astron) Phantom	#1207	
Phantom	#1264	
(Astron) Phantom	K-7	
Phantom	K-7B	
Pheonix	#1380	
Photon Disruptor	#1282	
Photon Disruptor	#3025	
Photon Disruptor II	#2052	
Photon Probe	#2043	
Photon Probe	#3026	
Plasma Probe	#3211	
Polaris	#2174	
Prime Number Explorer	#0891	
Python 4 ASRAAM	#1245	<i>Launchables</i>
Python 4 ASRAAM	#2054	
Quark	#0802	
QCC Explorer	#3221	
R2-D2	#1301	<i>Star Wars</i>
R2-D2	#1395	<i>Star Wars</i>
R2-D2	#1823	<i>Star Wars</i>
R2-D2	#2104	<i>Star Wars</i>
R2-D2	#2142	<i>Star Wars</i>
Rainmaker	#2009	
Ram Jet		
(Astron) Ranger	#1206	
(Astron) Ranger	K-6	
Rascal	#2021	
Raven	#2029	
Red Alert	#0893	
Rogue	#0818	
(Naboo) Royal Starship	#1830	<i>Star Wars</i>
Satellite Interceptor	#1296	



Satellite Interceptor	#3027	
Saturn 1B	#1229	
Saturn 1B	#2048	
Saturn 1B	K-29	
Saturn V	#1236	<i>Maxi Brute</i>
Saturn V	#2001	
Saturn V	#2157	
Saturn V	K-36	
Scamp	#1101	<i>Cold Power</i>
Scamp	KL-1	<i>Cold Power</i>
Scorpion	#1333	
(Astron) Scout	#1201	
(Astron) Scout	K-1	
(Astron) Scrambler	#1237	
(Astron) Scrambler	K-37	
Screaming Eagle	#2117	
Semi-Scale Saturn V	#1239	
Semi-Scale Saturn V	K-39	
Sentinel	#1987	
Shadow	#2094	
(Astron) Sky Hook	#1208	
(Astron) Sky Hook	K-8	
Skybolt	#1334	
(Astron) Skydart	#1257	
(Astron) Skydart	K-57	
Solar Probe	#2051	
Solar Warrior	#0895	
(Astron) Space Plane	#1203	
(Astron) Space Plane	K-3	
(Astron) Spaceman	#1209	
(Astron) Spaceman	K-9	
Spin Fin	#1355	
(Astron) Sprint	#1249	
(Astron) Sprint	K-49	
(Astron) Sprite	#1215	
(Astron) Sprite	K-15	
(Astron) Starlight	#1232	
(Astron) Starlight	K-32	
(Astron) Star Blazer	#1231	
(Astron) Star Balzer	K-31	
Star Dart	#2170	
Star Stryker	#3206	
Star Trooper	#3031	<i>Centuri Reissue</i>
Starship Vega	#0653	<i>Citation</i>
Starship Vega	#1320	
Starship Vega	KC-4	<i>Citation</i>
Sting Ray	#0866	<i>Mini Tri Pak</i>



Stinger	#1905	
(Astron) Streak	#1204	
(Astron) Streak	K-4	
Super Alpha	#3216	
Super Big Bertha	#2018	
Super Big Bertha	#2165	
Super Flea	#0815	<i>Mini Brute</i>
Super Vega	#2036	
Tartar	#1360	
Teros	#1105	<i>Cold Power</i>
Teros	#1285	
Teros	KL-5	<i>Cold Power</i>
Thor Agena-B	#1228	
Thor Agena-B	K-28	
Tornado	#2004	
(Astron) Trident	#1233	
(Astron) Trident	K-33	
Trident II	#2033	
Twister	#1449	<i>Super Shot Starter Set</i>
US Army Patriot M-104	#1248	<i>Launchables</i>
US Army Patriot M-104	#2056	
V-2	#1222	
V-2	#1926	
V-2	K-22	
Vagabond	#3217	
Ventris	#9701	<i>Pro Series II</i>
Viking	#1755	<i>Bulk Pack</i>
Viking	#1949	
WAC Corporal	#1211	
WAC Corporal	K-11	
Wizard	#1292	
X-Ray	#0834	
(Astron) X-Ray	#1218	
(Astron) X-Ray	K-18	
Yankee	#1381	
Yellow Jacket	#2008	
Yellow Jacket	#7005	



Master List for Estes by Number

#0651	Der Red Max	
#0652	Patriot	<i>Citation</i>
#0653	Starship Vega	<i>Citation</i>
#0654	Bomarc	
#0657	Bomarc	
#0801	Mosquito	<i>Mini Brute</i>
#0802	Quark	
#0803	Mini Bertha	<i>Mini Brute</i>
#0804	Hornet	<i>Mini Brute</i>
#0805	Mini Bomarc	<i>Mini Brute</i>
#0806	Pegasus	<i>Mini Brute</i>
#0807	Condor	<i>Mini Brute</i>
#0807	Lucky Seven	<i>X-Prize</i>
#0809	Gauchito	<i>X-Prize</i>
#0810	220 Swift	
#0815	Javelin	<i>Mini Brute</i>
#0815	Super Flea	<i>Mini Brute</i>
#0817	Aero-Hi	<i>Mini Brute</i>
#0818	Rogue	<i>Mini Brute</i>
#0819	Little John	<i>Mini Brute</i>
#0820	EAC Viper	
#0834	X-Ray	
#0840	Midget	<i>Mini Brute</i>
#0844	Birdie	<i>Mini Brute</i>
#0846	Eclipse	<i>Mini Brute</i>
#0851	Cloud Hopper	<i>Goonybird</i>
#0863	Estes Starliner	<i>Mini Brute</i>
#0865	Mini Mean Machine	<i>Mini Brute</i>
#0866	Sting Ray	<i>Mini Tri Pak</i>
#0867	Airborne Surveillance Missile	
#0868	Big Yank	<i>Mini Brute</i>
#0873	Hawkeye	
#0876	Micron	
#0882	Ninja	
#0891	Prime Number Explorer	
#0892	Little Joe II	
#0893	Red Alert	
#0895	Solar Warrior	
#0896	Mini Patriot	
#0898	Mini Cobra	
#1101	Scamp	<i>Cold Power</i>
#1105	Teros	<i>Cold Power</i>
#1201	(Astron) Scout	
#1202	(Astron) Mark	
#1202	(Astron) Mark II	



#1202	Mini Meanie	
#1203	(Astron) Space Plane	
#1204	(Astron) Streak	
#1205	(Astron) Apogee II	
#1206	(Astron) Ranger	
#1207	(Astron) Phantom	
#1208	(Astron) Sky Hook	
#1209	(Astron) Spaceman	
#1210	(Astron) Cobra	
#1211	WAC Corporal	
#1212	(Astron) Farside	
#1213	(Astron) Falcon	
#1214	(Astron) Drifter	
#1215	(Astron) Sprite	
#1216	(Astron) Delta	
#1217	Aerobee 300	
#1218	(Astron) X-Ray	
#1219	(Astron) Invader	
#1220	Mars Snooper	
#1220	Mars Snooper II	
#1221	Gemini-Titan	
#1222	V-2	
#1223	(Astron) Big Bertha	
#1224	(Astron) Gyroc	
#1225	(Astron) Alpha	
#1226	ARCAS	
#1227	Honest John	
#1228	Thor Agena-B	
#1229	Saturn 1B	
#1230	Little Joe II	
#1231	(Astron) Star Blazer	
#1232	(Astron) Starlight	
#1232	Mk-109 Stingray	<i>Launchables</i>
#1233	(Astron) Trident	
#1234	(Astron) Nighthawk	
#1235	(Astron) Constellation	
#1236	Saturn V	<i>Maxi Brute</i>
#1237	(Astron) Scrambler	
#1238	(Astron) Avenger	
#1239	Semi-Scale Saturn V	
#1240	(Astron) Midget	
#1242	Orbital Transport	
#1241	Mercury Redstone	
#1243	Mars Lander	
#1244	(Astron) Birdie	
#1245	Python 4 ASRAAM	<i>Launchables</i>
#1247	(Astron) Cherokee D	



#1248	Bandit	
#1248	US Army Patriot M-104	<i>Launchables</i>
#1249	(Astron) Sprint	
#1250	Interceptor	
#1252	(Astron) Omega	
#1255	(Astron) Goblin	
#1256	(Astron) Alpha III	
#1257	(Astron) Skydart	
#1258	(A-20) Demon	
#1258	(Astron) Alpha IV	
#1259	Orbital Transport	
#1261	Baby Bertha	
#1261	(Astron) Farside X	
#1264	Phantom	
#1267	Maxi V-2	<i>Maxi Brute</i>
#1269	Maxi Honest John	<i>Maxi Brute</i>
#1270	Nike-X	
#1273	(Astron) Andromeda	
#1273	Fat Boy	<i>Launchables</i>
#1277	Icarus	
#1279	Nike Ajax	
#1281	Alien Invader	
#1282	Photon Disruptor	
#1285	Teros	
#1289	Odessey	
#1291	Maxi Alpha	
#1292	Wizard	
#1294	Cobra 1500	
#1295	Mean Machine	
#1296	Satellite Interceptor	
#1301	R2-D2	<i>Star Wars</i>
#1302	CC Express	
#1310	Colonial Viper	<i>Battlestar Galactica</i>
#1311	(Battlestar Galactica) Laser Torpedo	<i>Battlestar Galactica</i>
#1320	Starship Vega	<i>Citation</i>
#1321	Maxi Alpha 3	
#1322	Delta Star	
#1330	Challenger II	
#1333	Scorpion	
#1334	Skybolt	
#1335	Blue Bird Zero	
#1335	Mega Mosquito	
#1335	Mosquito	
#1339	Patrol Cruiser Excalibur	
#1345	Dragon Ship 7	
#1350	Black Hole Space Probe	<i>The Black Hole</i>
#1350	Interceptor E	



#1355	Spin Fin	
#1359	Orbital Interceptor	
#1360	Tartar	
#1362	(The) Bat	
#1372	Alien Explorer	
#1374	Attack Craft Orion	
#1376	NASA Pegasus	
#1377	Hercules	
#1379	Mach-2	
#1380	Phoenix	
#1381	Yankee	
#1382	Comanche 3	
#1387	Maxi Streak	
#1390	Aero-Fin	
#1395	R2-D2	<i>Star Wars</i>
#1403	Der Big Red Max	<i>Starter Set</i>
#1421	Alpha II	
#1449	Twister	<i>Super Shot Starter Set</i>
#1450	Patriot	<i>EX2 Starter Set</i>
#1469	Crossfire ISX	<i>Tandem-X Launch Set</i>
#1476	Moon Mutt	<i>EX2 Starter Set</i>
#1500	Customizer	
#1755	Viking	<i>Bulk Pack</i>
#1823	R2-D2	<i>Star Wars</i>
#1825	Patriot	<i>RTF Starter Set</i>
#1830	(Naboo) Royal Starship	<i>Star Wars</i>
#1835	Mini R2-D2	<i>Star Wars</i>
#1843	Patriot	<i>RTF Starter Set</i>
#1903	Maxi Alpha 3	
#1905	Stinger	
#1911	Courier	
#1919	Honest John	
#1921	Mercury Redstone	
#1924	Defender	
#1925	Exocet MM38	
#1926	V-2	
#1944	D-Region Tomahawk	
#1948	Big Bertha	
#1949	Viking	
#1950	Echo	
#1951	Executioner	
#1952	Maxi-Brute V-2	<i>Maxi Brute</i>
#1956	Blazer	
#1957	Nike Apache	
#1958	Black Brant II	
#1960	Nova Payloader	
#1961	Crusader Swing Wing Glider	



#1970	Der V3
#1972	Bull Pup 12D
#1977	Der Big Red Max
#1977	Geo Sat LV
#1978	Gemini Titan
#1981	D.A.R.T.
#1987	Sentinel
#1994	Ram Jet
#1997	Pathfinder
#2001	Saturn V
#2004	Tornado
#2008	Yellow Jacket
#2009	Rainmaker
#2016	Explorer Aquarius
#2018	Super Big Bertha
#2021	Rascal
#2026	Athena
#2028	Cajun
#2029	Raven
#2032	Magnum
#2033	Trident II
#2034	Deep Space Transport
#2035	Optima
#2036	Super Vega
#2037	D-Region Tomahawk
#2037	Nastional Aerospace Plane
#2038	Alien Space Probe
#2043	Photon Probe
#2045	Dark Star
#2048	Saturn 1B
#2051	Solar Probe
#2052	Photon Disruptor II
#2053	Blackhawk
#2054	Python 4 ASRAAM
#2056	Patriot Missile
#2063	Mars Snooper
#2066	Patriot Missile
#2067	Delta Clipper
#2070	Bail-Out
#2085	Jayhawk
#2092	Mongoose
#2094	Shadow
#2104	R2-D2
#2110	Outlander
#2111	Mercury Atlas
#2114	Corkscrew
#2117	Screaming Eagle

Collector's Series
Pro Series

Pro Series

Star Wars



#2119	36 D Squared	
#2125	AIM-9 Sidewinder	
#2131	Mk-109 Stingray	
#2136	Gemini DC	
#2139	Fat Boy	
#2142	R2-D2	<i>Star Wars</i>
#2143	Death Star	<i>Star Wars</i>
#2151	Big Dawg	
#2153	AIM 120 AMRAAM	
#2157	Saturn V	
#2162	Big Daddy	
#2165	Super Big Bertha	
#2166	(Maxi) Honest John	<i>Maxi Brute, Reissue</i>
#2168	Metalizer	
#2170	Star Dart	
#2172	Monarch	
#2173	Menace	
#2174	Polaris	
#2175	Nemesis	
#2178	Hi-Flier	
#2179	Guardian	
#2188	Canadian Arrow	<i>X-Prize</i>
#2190	Cosmos Explorer	<i>X-Prize</i>
#2440	Magician	
#2445	Mini Max	
#2446	Mini Honest John	
#3003	Alien Invader	
#3009	Chuter Two	<i>Centuri Reissue</i>
#3009	Cosmic Explorer	
#3016	Long Tom	<i>Centuri Reissue</i>
#3022	Payloader II	<i>Centuri Reissue</i>
#3025	Photon Disruptor	
#3026	Photon Probe	
#3027	Satellite Interceptor	
#3031	Star Trooper	<i>Centuri Reissue</i>
#3037	Hornet	<i>Centuri Reissue</i>
#3202	Comet Chaser	
#3206	Star Stryker	
#3207	Crossbow SST	
#3211	Plasma Probe	
#3216	Super Alpha	
#3217	Vagabond	
#3221	QCC Explorer	
#3226	Hi Flier XL	
#7000	Bull Pup 12D	
#7005	Yellow Jacket	
#7214	Monarch	



#7216	EPM-010	
#7217	Hyper Bat	
#7502	Alien Space Probe	<i>Limited Offer</i>
#9700	Leviathan	<i>Pro Series II</i>
#9701	Ventris	<i>Pro Series II</i>
#9702	Partizon	<i>Pro Series II</i>
#9704	Nike Smoke	<i>Pro Series II</i>

EK-25 Alpha II

K-1	(Astron) Scout
K-2	(Astron) Mark
K-2A	(Astron) Mark II
K-3	(Astron) Space Plane
K-4	(Astron) Streak
K-5	(Astron) Apogee
K-5	(Astron) Apogee II
K-6	(Astron) Ranger
K-7	(Astron) Phantom
K-7B	Phantom
K-8	(Astron) Sky Hook
K-9	(Astron) Spaceman
K-10	(Astron) Cobra
K-11	WAC Corporal
K-12	(Astron) Farside
K-12X	(Astron) Farside X
K-13	(Astron) Falcon
K-14	(Astron) Drifter
K-15	(Astron) Sprite
K-16	(Astron) Delta
K-17	Aerobee 300
K-18	(Astron) X-Ray
K-19	(Astron) Invader
K-20	Mars Snooper
K-20	Mars Snooper II
K-21	Gemini-Titan
K-22	V-2
K-23	(Astron) Big Bertha
K-24	(Astron) Gyroc
K-25	(Astron) Alpha
K-27	Honest John
K-28	Thor Agena-B
K-29	Saturn 1B
K-30	Little Joe II
K-31	(Astron) Star Blazer
K-32	(Astron) Starlight
K-33	(Astron) Trident



K-34	(Astron) Nighthawk	
K-35	(Astron) Constellation	
K-36	Saturn V	<i>Maxi Brute</i>
K-37	(Astron) Scrambler	
K-38	(Astron) Avenger	
K-39	Semi-Scale Saturn V	
K-26	ARCAS	
K-40	(Astron) Midget	
K-41	Mercury Redstone	
K-42	Orbital Transport	
K-43	Mars Lander	
K-44	(Astron) Birdie	
K-47	(Astron) Cherokee D	
K-48	Bandit	
K-49	(Astron) Sprint	
K-50	Interceptor	
K-52	(Astron) Omega	
K-55	(Astron) Goblin	
K-56	(Astron) Alpha III	
K-57	(Astron) Skydart	
K-58	(A-20) Demon	
K-67	Maxi V-2	<i>Maxi Brute</i>
K-70	Nike-X	
K-73	(Astron) Andromeda	
K-77	Icarus	
KC-2	Der Red Max	
KC-3	Patriot	<i>Citation</i>
KC-4	Starship Vega	<i>Citation</i>
KC-5	Bomarc	
KL-1	Scamp	<i>Cold Power</i>
KL-5	Teros	<i>Cold Power</i>
MK-3	Patriot	<i>Citation</i>
TK-1	Mosquito	<i>Mini Brute</i>
TK-3	Mini Bertha	<i>Mini Brute</i>
TK-4	Hornet	<i>Mini Brute</i>
TK-5	Mini Bomarc	<i>Mini Brute</i>
TK-40	Midget	<i>Mini Brute</i>
TK-44	Birdie	<i>Mini Brute</i>

220 Swift (#0810)



MODEL NAME: **220 Swift**

Also known as:

NUMBER: #0810

Introduced: 2004

Final Year:

Designer:

Type: Sport

Motor Mount: 1x13mm

Recovery: Tumble

Stages: 1

Length: 4.5"

Diameter: 0.54"

Span:

Weight: 0.094 oz

Mfg. Description: This fun and easy to build "itty-bitty" rocket really scoots through the sky. The 220 Swift is sleek and launches on mini-engines then tumbles back to earth. (Estes 2004 Catalog)

Editorial Note:

Catalog Liveries



2004



2005



2006



2007



2010

Web Liveries



2011

Face Card(s)





Instruction Header



Also of interest: Estes 220 Swift Family



36 D Squared (#2119)

MODEL NAME: **36 D Squared**

Also known as:

NUMBER: #2119

Introduced: 2006

Final Year: 2009

Designer:

Type: Sport, Cluster, Payload

Motor Mount: 2x24mm

Recovery: Parachute

Stages: 1

Length: 36"

Diameter: 2.217"

Span:

Weight: 5.7 oz



Mfg. Description: What a beauty! This is the one you've been dreaming about. It's got the full package. Sleek, yet full body design, a payload section, laser cut fins and water slide decals. The rocket launches on two Estes D sized model rocket engines and is recovered by a large 24" parachute. (Estes 2006 Catalog)

Catalog Liveries



2006



2007



2008



Web Liveries

Face Card(s)

Instruction Header



Also of interest:



Aerobee 300 (K-17 or #1217)

MODEL NAME: **Aerobee 300**

Also known as:

NUMBER: K-17 or #1217

Introduced: 1965

Final Year: 1978

Designer:

Type: Scale

Motor Mount: 1x18mm

Recovery: Parachute

Stages: 1

Length: 20"

Diameter: 1"

Span:

Weight: 0.85 oz



Mfg. Description: Easy to build scale model of a great sounding rocket. Gives top performance in flight after flight. Features parachute recovery for gentle landings, payload section for small specimens. Kit is complete with all parts and easy-to-follow instructions (but no engines). (Estes 1966 Catalog)

=====

1967 Catalog text identical to 1966 Catalog

1968 Catalog text identical to 1966 Catalog

1969 Catalog text identical to 1966 Catalog

Editorial Note:

Catalog Liveries



1966



1967



1968



1969



Web Liveries

Face Card(s)



Instruction Header



Also of interest: Aerobee Sounding Rocket Family



Aero-Fin (#1390)

MODEL NAME: **Aero-Fin**

Also known as:

NUMBER: #1390

Introduced: 1983

Final Year: 1985

Designer:

Type: Sport

Motor Mount: 1x18mm

Recovery: Streamer

Stages: 1

Length: 11.62"

Diameter: 0.736"

Span:

Weight: 0.53 oz



Mfg. Description: Unique five fin design. Flights over 1200' with 18" streamer recovery. (Estes 1983 Catalog)

Catalog Liveries



1984



1985



Face Card(s)



Also of interest:



Aero-Hi (#0817)

MODEL NAME: **Aero-Hi**

Also known as:

NUMBER: #0817

Introduced: 1973

Final Year: 1975

Designer:

Type: Pseudo Scale

Motor Mount: 1x13mm

Recovery: Parachute

Stages: 1

Length: 11.6"

Diameter: 0.736"

Span:

Weight: 0.75 oz



Mfg. Description: A sounding rocket vehicle of scale-like appearance. High performance design with realistic decor. Features fin strap-on and payload coupler decals, ogive nose cone. (Estes 1973 Catalog)

Catalog Liveries



1973

Web Liveries

Face Card(s)

Also of interest:

AIM-9 Sidewinder (#2125)



MODEL NAME: **AIM-9 Sidewinder** *Also known as:*

NUMBER: #2125

Introduced: 1996

Final Year: 2000

Designer:

Type: Scale

Motor Mount: 1x18mm

Recovery: Parachute

Stages: 1

Length: 30.2"

Diameter: 1.325"

Span:

Weight: 4.2 oz



Mfg. Description: Beta Series - Skill Level 1

Giant 1/4 Scale model of the authentic air to air missile

Realistic Sport Scale Appearance

Detailed plastic molded nose cone and decals

Slotted body tube and nose section for fin alignment

(Estes 1996 Catalog)

Editorial Note:

Catalog Liveries



1996




Web Liveries

Face Card(s)



Instruction Header



Also of interest: AIM 9 Sidewinder Ordnance Family

AIM 120 AMRAAM (#2153)



MODEL NAME: **AIM 120 AMRAAM** *Also known as:*

NUMBER: #2153

Introduced: 1998

Final Year: 2001

Designer:

Type: Scale

Motor Mount: 1x18mm

Recovery: Parachute

Stages: 1

Length: 27.5"

Diameter: 1.33"

Span:

Weight: 4.2 oz



Mfg. Description: This is a stellar looking scale military rocket of the US Air Force air-to-air missile. The Estes version of the AMRAAM features high quality die cut balsa fins, slotted body tubes and extremely detailed self-adhesive decals (taken from actual blueprints). Create excitement in the air with this authentic air combat flying model rocket. (Estes 1998 Catalog)

Editorial Note:

Catalog Liveries



1998

Web Liveries

Face Card(s)

Instruction Header

Also of interest: AIM-120 AMRAAM Ordinance Family



Airborn Surveillance Missile (#0867)

MODEL NAME: **Airborn Surveillance Missile**

Also known as:

NUMBER: #0867

Introduced: 1983

Final Year: 1985

Designer:

Type: Pseudo Scale

Motor Mount: 1x13mm

Recovery: Streamer

Stages: 1

Length: 11.4"

Diameter: 0.976"

Span:

Weight: 0.71 oz



Mfg. Description: Unique scale-like appearance and a challenging build. (Estes 1983 Catalog)

Catalog Liveries



1983



1984

Web Liveries

Face Card(s)

Also of interest:

Alien Explorer (#1372)



MODEL NAME: **Alien Explorer**

Also known as:

NUMBER: #1372

Introduced: 1981

Final Year: 1982

Designer:

Type: Exotic

Motor Mount: 1x18mm

Recovery: Parachute

Stages: 1

Length: 45"

Diameter: 0.976"

Span:

Weight: 2.43 oz



Mfg. Description: Incredible alien starship believed to be from a distant galaxy, is it friend or foe? Its size and unique appearance make it a most dramatic demonstration and display model. Really spectacular lift off and recovery. (Estes 1981 Catalog)

Editorial Note:

Catalog Liveries



1981




Web Liveries

Face Card(s)



Instruction Header



Also of interest: Estes Alien Explorer Family

Alien Invader (#1281)



MODEL NAME: **Alien Invader** *Also known as:*

NUMBER: #1281

Introduced: 1976

Final Year: 1981

Designer: Wayne Kellner

Type: Exotic

Motor Mount: 1x18mm

Recovery: Parachute

Stages: 1

Length: 20.5"

Diameter: 0.976"

Span:

Weight: 1.62 oz



Mfg. Description: By computer enhancement of declassified portions of sensor readings, Estes engineers have produced a replica of the Alien Invader spacecraft. Available data indicates alien spacecraft capable of limited atmospheric operations. Precise crew complement, internal features and weaponry not determined from sensor data secured by Rigel IV outpost before aliens disengaged and fled. Your model includes a plastic forward command hull, engine engineering section, and outboard atmospheric propulsion units. Kit is complete with die-cut balsa parts, quick release engine mount, 12" chute and unusual battle insignia decals. (Estes 1976 Catalog)

Catalog Liveries



1976



1977

Web Liveries

Face Card(s)

Also of interest:



Alien Invader (#3003)

MODEL NAME: **Alien Invader** *Also known as:*

NUMBER: #3003

Introduced: 2010

Final Year:

Designer:

Type: Exotic, Reissue

Motor Mount: 1x18

Recovery: Parachute

Stages: 1

Length: 20.2 in. (51.3 cm)

Diameter: 0.98 in. (25 mm)

Span:

Weight: 2.4 oz. (25 g)

Mfg. Description: The Alien Invader is yet another great rocket from days gone by. Another great addition to our Classic Series line, this rocket is a must-have for all serious rocketeers! Estes is once again proud to reintroduce you to another Classic!

A high quality plastic nose cone, laser cut wood fins and waterslide decals mimic the original kit. Any changes Estes made only enhanced this classic kit. (Estes 2011 Web Ad)

Catalog Liveries





Web Liveries



Face Card(s)



Also of interest: Estes Alien Invader (#1281)



Alien Space Probe (#2038)

MODEL NAME:

Alien Space Probe

Also known as:

NUMBER: #2038

Introduced: 1990

Final Year: 1992

Designer:

Type: Exotic

Motor Mount: 1x18mm

Recovery: Parachute

Stages: 1

Length: 17.75"

Diameter: 2.6"

Span:

Weight: 3.51 oz



Mfg. Description: Designed to resemble a landing craft used in the exploration of planets, moons, and asteroids, this rocket delivers excitement! Fly it to heights of 525 feet and watch it return to earth with an 18" parachute recovery system. (Estes 1990 Catalog)

Catalog Liveries



1990



1991

Face Card(s)



Also of interest:

Alien Space Probe (#7502)



MODEL NAME: **Alien Space Probe**

Also known as: Special Offer Space Probe

NUMBER: #7502

Introduced: 1992

Final Year: 1992

Designer:

Type: Exotic

Motor Mount: 1x18mm

Recovery: Parachute

Stages: 1

Length: 17.75"

Diameter: 2.6"

Span:

Weight: 3.51 oz



Mfg. Description:

Catalog Liveries



1992

Web Liveries

Face Card(s)

Note: Available only as part of a special offer in the 1992 catalog.

Also of interest:



(Astron) Alpha (K-25 or #1225)

MODEL NAME: **Astron Alpha** *Also known as: Alpha*

NUMBER: K-25 or #1225

Introduced: 1966

Final Year:

Designer: Bill Simon

Type: Sport

Motor Mount: 1x18mm

Recovery: Parachute

Stages: 1

Length: 12.3 in. (31.2 cm)

Diameter: 0.98 in. (25 mm)

Span:

Weight: 0.8 oz. (23 g)

Mfg. Description: An exciting rocket to fly. From "Lift-off" to recovery, it demonstrates superior flight characteristics. The easiest parachute model to "prep" and fly. With its low weight and streamlined design, the Alpha will reach high altitudes consistently. An excellent model to have in your rocket fleet. The choice of experienced modelers because of its high performance and dependability. (Estes 1967 Catalog)

=====

1968 Catalog text identical to 1967 Catalog

1969 Catalog text identical to 1967 Catalog

=====

When a rocket has been sold to millions of model rocketeers for over three decades, there has to be a reason. With its high quality components, easy assembly and reliable performance, the Estes Alpha has become the all time leading entry level rocket!

With a rocket this well known you are bound to get compliments from fellow rocketeers on choosing such a thoroughbred. The Alpha is a classic Skill Level 1 kit that includes a one piece body tube, laser cut wood fins and an aerodynamic nose cone that completes the sleek look.

Building this speed merchant takes about an afternoon and flying is just as easy and enjoyable as building this classic. When powered with a C engine, the rocket can reach cloud topping altitudes of 1,000 feet. Recovery of this aerodynamic wonder is accomplished with a colorful 12 inch preassembled parachute.

Its suggested color scheme and classy red, white and blue decals are as American as you can get. You'll feel patriotic building this sleek and colorful rocket as well as flying it. Get an Alpha and start flying today! (Estes 2011 Web Ad)

Catalog Liveries



1967



1968



1969



1970



1971



1972



1973



1975



1977



1981



1982



1983



1985



1991



1993



1995



1998



2003



2004



2005



2006



2007



2008



2010



Web Liveries

Face Card(s)



Also of interest: Estes Alpha Family



(Astron) Alpha II (EK-25 or #1421)

MODEL NAME: **Astron Alpha II**

Also known as: Alpha II

NUMBER: EK-25 or #1421

Introduced:

Final Year:

Designer:

Type: Sport, Educational

Motor Mount: 1x18mm

Recovery: Parachute

Stages:

Length:

Diameter:

Span:

Weight:

Mfg. Description:

Catalog Liveries

Web Liveries

Face Card(s)



Also of interest: Estes Alpha Family

(Astron) Alpha III (K-56 or #1256)



MODEL NAME: **Astron Alpha III**

Also known as: Alpha III

NUMBER: K-56 or #1256

Introduced: 1971

Final Year:

Designer: Mike Dorffler

Type: Sport

Motor Mount: 1x18mm

Recovery: Parachute

Stages: 1

Length: 12.25"

Diameter: 0.976"

Span:

Weight: 1.2 oz

Mfg. Description: Just like the Alpha except it's easier to assemble and fly! Plastic nose cone and fins. (Estes 1971 Catalog)

Catalog Liveries



1971



1973



1975



1978



1981




1982



1983



1985



1986



1989



1992



1993



1995



1998



2002



2003



2004



2005



2006



2007



2008



2010

Web Liveries



2011



Face Card(s)



Also of interest: EEstes Alpha Family

(Astron) Alpha IV (#1258)



MODEL NAME: **Astron Alpha IV**

Also known as: Alpha IV

NUMBER: #1258

Introduced: 1998

Final Year: 1998

Designer:

Type: Sport, Commemorative

Motor Mount: 1x18mm

Recovery: Parachute

Stages: 1

Length:

Diameter:

Span:

Weight:

Mfg. Description:

Web Liveries

Out
Of
Production





Face Card(s)



Also of interest: Estes Alpha Family

(Astron) Andromeda (K-73 or #1273)



MODEL NAME: **Astron Andromeda** *Also known as: Andromeda, U.S.S. Andromeda*

NUMBER: K-73 or #1273

Introduced: 1975

Final Year: 1982

Designer: Wayne Kellner

Type: Exotic

Motor Mount: 1x18mm

Recovery: Parachute

Stages: 1

Length: 43.3"

Diameter: 0.736"

Span: 11.8"

Weight: 3.0 oz



Mfg. Description: Designed for journeys to distant planets this incredible "Starship of the Future" will be an outstanding addition to your model rocket collection. Performing interplanetary missions within the galaxy, our engineers' conception of the actual ship features simulated hybrid fission ion propulsion engines, forward crew module and colorful mission decor. This beauty is over 43" long and represents a unique entry to our own Starship Fleet. Kit features include die-cut parts, highly detailed decals and quick release engine mount. Andromeda's flights are of course most spectacular, especially with giant 18" chute recovery. (Estes 1975 Catalog)

Catalog Liveries



1975



1977



1981



Web Liveries

Face Card(s)



Also of interest:

(Astron) Apogee (K-5)



MODEL NAME: **Astron Apogee**

Also known as: Apogee

NUMBER: K-5

Introduced: 1962

Final Year: 1963

Designer: Bill Simon

Type: Sport, Payload, 2 Stage

Motor Mount: 1x18mm/1x18mm

Recovery: Tumble/Parachute

Stages: 2

Length: 12.2"

Diameter: 0.736"

Span:

Weight: 0.55 oz



Mfg. Description: High performance two stage rocket. The Astron Apogee is the first two stage kit designed specifically for payload research. Kit comes with large capacity transparent payload compartment! Now you can launch payloads to high altitudes and observe the condition of the payload without removing it from the rocket. Excellent for use with science fair projects. The Astron Apogee gives thrilling performance because of its superior aerodynamic form and extremely light weight - - only 1/2 ounce with booster, payload section and parachute in place. The Astron Apogee kit comes complete with parachute, payload section, and full instructions for assembly and flight. May be flown either with or without payload section. (Estes 1963 Catalog)

Editorial Note:

Catalog Liveries



1963

Face Card(s)

Instruction Header

Also of interest: Estes Apogee Family



(Astron) Apogee II (K-5 or #1205)

MODEL NAME: **Astron Apogee II**

Also known as: Apogee II

NUMBER: K-5 or #1205

Introduced: 1963

Final Year: 1981

Designer: Bill Simon

Type: Sport, Payload, 2 Stage

Motor Mount: 1x18mm/1x18mm

Recovery: Tumble/Parachute

Stages: 2

Length: 12.2"

Diameter: 0.736"

Span:

Weight: 0.55 oz



Mfg. Description: High performance two stage rocket. The Astron Apogee is the first two stage kit designed specifically for payload research. Kit comes with large capacity transparent payload compartment! Now you can launch payloads to high altitudes and observe the condition of the payload without removing it from the rocket. Excellent for use with science fair projects. The Astron Apogee gives thrilling performance because of its superior aerodynamic form and extremely light weight - - only 1/2 ounce with booster, payload section and parachute in place. The Astron Apogee kit comes complete with parachute, payload section, and full instructions for assembly and flight. May be flown either with or without payload section. (Estes 1963 Catalog)

=====

The ultimate in two-stage performance and dependability. The new, improved Astron Apogee II incorporates revolutionary discoveries in multi-stage methods, features a transparent, see-through payload capsule -- lets you observe specimens without removing them from the rocket. Parachute recovered for soft landings. Complete with all parts and instructions (but no engines). (Estes 1964 Catalog)

=====

1966 Catalog text identical to 1964 Catalog

1967 Catalog text identical to 1964 Catalog

1968 Catalog text identical to 1964 Catalog

=====

The highest point in orbit is called "APOGEE", an appropriate name for this high flying, altitude reaching rocket.

This is the ultimate in two-stage performance and reliability. Featuring a see through payload capsule to let you observe specimens without removing them from the rocket, soft parachute landings for safe recoveries and revolutionary discoveries in multi-staging, the Astron Apogee II is perfect for research or experimental flights. Complete with all parts and instructions, but no engines. (Estes 1969 Catalog)

Catalog Liveries



1963



1964



1966



1967



1968



1969



1970



1971



1972



1973



1975



1977



1981

Web Liveries

Face Card(s)



Also of interest: Estes Apogee Family

Arcas (K-26 or #1226)



MODEL NAME: **Arcas** *Also known as:*

NUMBER: K-26 or #1226

Introduced: 1966

Final Year: 1977

Designer:

Type: Scale

Recovery: Parachute

Stages: 1

Length: 22.82"

Diameter: 1.325"

Span: 3.82"

Weight: 1.44 oz.



Mfg. Description: Precise scale model of the famous ARCAS sounding rocket. A handsome model to display, an exciting one to launch. Zooms hundreds of feet into the sky, return's gently by its 18" multi-color parachute ready for a fresh engine and another flight. Easily assembled, kit comes complete with all parts, decal and instruction. (Estes 1967 Catalog)

=====

1968 Catalog text identical to 1967 Catalog

1969 Catalog text identical to 1967 Catalog

Editorial Note:

Catalog Liveries



1967



1968



1969



1970



1971



1972



1973



1975

Web Liveries

Face Card(s)

Instruction Header



Also of interest: (Atlantic Research) Arcas Sounding Rocket Family

Athena (#2026)



MODEL NAME: **Athena**

Also known as:

NUMBER: #2026

Introduced: 1990

Final Year: 1998

Designer:

Type: Sport

Motor Mount: 1x18mm

Recovery: Parachute

Stages: 1

Length: 15"

Diameter: 0.976"

Span:

Weight: 1.27 oz



Mfg. Description: Beautiful sport model requires no painting. Features chrome plated plastic nose cone, silver pressure-sensitive decals, white body, and white plastic fin unit. A 12 inch parachute ensures safe recovery from flights to 1200 feet. (Estes 1990 Catalog)

Editorial Note:

Catalog Liveries



1990

Web Liveries



Face Card(s)



Instruction Header



Also of interest:

Attack Craft Orion (#1374)



MODEL NAME: **Attack Craft Orion**

Also known as:

NUMBER: #1374

Introduced: 1982

Final Year: 1984

Designer:

Type: Exotic

Motor Mount: 1x18mm

Recovery: Parachute

Stages: 1

Length: 12.3"

Diameter: 0.976"

Span:

Weight: 1041 oz

Out
Of
Production

Mfg. Description: Unique design for dramatic space fighter of the future with quad mounted laser cannons in nose and dual fusion reaction engines. Flies to over 1300 feet with C engine. (Estes 1982 Catalog)

Catalog Liveries



1982



1983



1984



Web Liveries

Face Card(s)



Also of interest:

(Astron) Avenger (K-38 or #1238)



MODEL NAME: **Astron Avenger**

Also known as: Avenger

NUMBER: K-38 or #1238

Introduced: 1969

Final Year: 1981

Designer: Bill Simon

Type: Sport, Payload, 2 Stage

Motor Mount: 1x18mm/1x18mm

Recovery: Tumble/Parachute

Stages: 2

Length: 32"

Diameter: 1.325"

Span:

Weight: 2.7 oz

Mfg. Description: Long slender lines give this bird the appearance of a sounding rocket. Two stage design gives the Astron Avenger high altitude capabilities for sport or demonstration flights. A clean, good-looking rocket, it gives great flights and is an impressive addition to your fleet. Large 18" parachute brings payload section back gently, while booster section flutters in softly. Comes complete with all parts, instructions and TR-2 on staging. (Estes 1969 Catalog

Editorial Note:

Catalog Liveries



1969


Web Liveries



Face Card(s)



Instruction Header



Also of interest: Estes Avenger Family

Baby Bertha (#1261)



MODEL NAME: **Baby Bertha**

Also known as:

NUMBER: #1261

Introduced: 2002

Final Year:

Designer:

Type: Sport

Motor Mount: 1x18mm

Recovery: Parachute

Stages: 1

Length: 12.75 in. (32.4 cm)

Diameter: 1.64 in. (42 mm)

Span:

Weight: 2.1 oz. (58.2 g)



Mfg. Description: The Baby Bertha is a half-sized version of one of Estes' most popular rockets, the Big Bertha. We took the great looks of the original design and shrunk it down to just under 13 inches making it an ideal Skill Level 1 building experience. The result of this engineering effort is a sky grabbing, high performance mini version of its bigger cousin, but in a smaller and easier to build model rocket.

The Estes Baby Bertha is a Skill Level 1 kit, which requires assembly and can be built and finished in just a few hours. You can paint this high flying rocket like the package or create your own Go Wild design! The kit features the distinctive looking laser cut wood fins, a blow molded nose cone and easy to apply self-stick decals. When powered with standard C engines, it can streak to over 575 feet and is easily recovered with the aid of a colorful 12 inch preassembled parachute.

Complete your set of Berthas with the addition of this mini missile today! (Estes 2011 Web Ad)

Catalog Liveries



2002



2003



2004



2005



2006



2007



2008



2010

Web Liveries



2011

Face Card(s)



Also of interest: Estes Big Bertha

Bail-Out (#2070)



MODEL NAME: **Bail-Out**

Also known as:

NUMBER: #2070

Introduced: 1992

Final Year: 1998

Designer:

Type: Sport, "Payload (Toy Soldier)"

Motor Mount: 1x18mm

Recovery: Parachute

Stages: 1

Length: 24.5"

Diameter: 1.637"

Span:

Weight: 3.07 oz



Mfg. Description: Action figure bails out of rocket. (Estes 1992 Catalog)

Editorial Note:

Catalog Liveries



1992

Web Liveries



Face Card(s)

Instruction Header



Also of interest:

Bandit (K-48 or #1248)



MODEL NAME: **Bandit** *Also known as:*

NUMBER: K-48 or #1248

Introduced: 1970

Final Year: 1982

Designer:

Type: Sport, Pseudo Scale

Motor Mount: 1x18mm

Recovery: Parachute

Stages: 1

Length: 25.75"

Diameter: 1.325"

Span:

Weight: 2.6 oz



Mfg. Description: Features a new Ejection Ducting System so there's no need for recovery wadding. The Bandit has military rocket styling. The advanced recovery system will further your knowledge of model rocketry techniques. (Estes 1972 Catalog)

Catalog Liveries



1972



1973



1975



1977



1981

Web Liveries

Face Card(s)



Also of interest:

The Bat (#1362)



MODEL NAME: **The Bat**

Also known as:

NUMBER: #1362

Introduced: 1981

Final Year: 1984

Designer:

Type: Sport

Motor Mount: 1x18mm

Recovery: Streamer

Stages: 1

Length: 16.63"

Diameter: 0.976"

Span:

Weight: 0.92 oz



Mfg. Description: Unique sport model with far-out "BAT" decor. Easy to build. Delivers great flights to over 1,000 feet and returns via 90" long streamer. (Estes 1981 Catalog)

Catalog Liveries



1981



1983

Web Liveries

Face Card(s)

Also of interest:

8 5 0



(Astron) Big Bertha (K-23 or #1223)

MODEL NAME: **Astron Big Bertha**

Also known as: Big Bertha

NUMBER: K-23 or #1223

Introduced: 1965

Final Year: 1985

Designer: Vern Estes

Type: Sport

Motor Mount: 1x18mm

Recovery: Parachute

Stages: 1

Length: 24"

Diameter: 1.6"

Span:

Weight: 2.25 oz



Mfg. Description: Easy-to-build, reliable and impressive in flight, Big Bertha is an ideal model for demonstration flights. Features a slow, realistic takeoff that fascinates spectators. This is the model shown in action on the inside front and back covers. Big 18" chute gives slow descent and gentle landings. Kit comes complete with all parts and easy to follow instructions (but no engines). (Estes 1966 Catalog)

=====

1967 Catalog text identical to 1966 Catalog

=====

Easy-to-build, reliable and impressive in flight, Big Bertha is an ideal model for demonstration flights. Features a slow, realistic takeoff that fascinates spectators. Big 18" chute gives slow descent and gentle landings. Kit comes complete with all parts and easy to follow instructions (but no engines). (Estes 1968 Catalog)

=====

1969 Catalog text identical to 1968 Catalog

Catalog Liveries



1966



1967




1968



1969



1971



1973



1975



1978



1981



1983



1985

Face Card(s)





Instruction Header(s)



Also of interest: Estes Ranger Family

Big Bertha (#1948)



MODEL NAME: **Big Bertha**

Also known as:

NUMBER: #1948

Introduced: 1986

Final Year:

Designer: Vern Estes

Type: Sport

Motor Mount: 1x18mm

Recovery: Parachute

Stages: 1

Length: 24 in. (61 cm)

Diameter: 1.64 in. (42 mm)

Span:

Weight: 2.5 oz. (71 g)

Mfg. Description: Big Bertha is an Estes original! Big, burly, black and beautiful perfectly describes this classic. She's an all around Estes favorite that has truly withstood the test of time. Over the decades, Big Bertha has been most modelers' first big build. While standing on its massive fins, this big black rocket checks in at an impressive 2 feet tall. If you've never flown a Bertha, get one and launch it. Once you've flown it, you'll take it to every launch!

The Big Bertha gives you a slow, realistic liftoff. What a thrill it is to watch! Propelled by powerful standard Estes engines, this beauty travels to 500 feet and comes back to earth with a decorated 18 inch parachute. Quality Estes body tubes, laser cut wood fins, molded plastic nose cone and easy to apply self-stick decals make for an afternoon of building enjoyment. In one afternoon your Bertha is ready for an exciting time at the launch field! (Estes 2011 Web Ad)

Catalog Liveries



1986



1992



1993



1995



1998



2002



2003



2004



2005



2006



2007



2008



2010



Web Liveries



2011

Face Card(s)



Also of interest:



Big Daddy (#2162)

MODEL NAME: Big Daddy

Also known as:

NUMBER: #2162

Introduced: 1998

Final Year:

Designer:

Type: Sport

Motor Mount: 1x24mm

Recovery: Parachute

Stages: 1

Length: 19 in. (48.3 cm)

Diameter: 3 in. (76 cm)

Span:

Weight: 5.3 oz. (150.3 g)



Mfg. Description: BIG is better! Well in most things - big is better. Using Estes E engines, this highly streamlined rocket can reach a cloud topping 900 feet. If you prefer to keep it suborbital, it will also fly extremely well on C11 engines or D engines! Either way, this extreme rocket is returned safely on a colorful 24 inch preassembled parachute.

Standing just under 20 inches tall and having a Big Daddy waist size of 3 inches, This high powered bullet is built to handle all the power you can stuff into the motor tube.

Experience in model building and finishing is necessary to build this big guy, but the end result is worth the effort. (Estes 2011 Web Ad)

Catalog Liveries




2002



2003



2004



2006



2007



2008



2010

Web Liveries



2011

Face Card(s)



Also of interest: Estes Big Daddy Family



Big Dawg (#2151)

MODEL NAME: **Big Dawg**

Also known as:

NUMBER: #2151

Introduced: 1998

Final Year: 2000

Designer:

Type: Sport

Motor Mount: 1x18mm

Recovery: Parachute

Stages: 1

Length: 12.8"

Diameter: 1.33"

Span:

Weight: 1.6 oz

Out
Of
Production

Mfg. Description: This bulldog of a rocket has a slotted body tube for precise fin alignment and strong fin/tube joints. It comes with cool junkyard dog looking self-adhesive decals and die cut fins. It's built tough to keep flying over and over. A fun sport flyer that soars over 700 feet high! (Estes 1998 Catalog)

Catalog Liveries



1998

Face Card(s)



Also of interest:

Big Yank (#0868)



MODEL NAME: **Big Yank**

Also known as:

NUMBER: #0868

Introduced: 1984

Final Year: 1986

Designer:

Type: Sport

Motor Mount: 1x13mm

Recovery: Streamer

Stages: 1

Length: 26.5"

Diameter: 0.736"

Span:

Weight: 0.92 oz



Mfg. Description: Mini-engine powered sport flyer. Easy to build and capable of flights to over 400 feet. (Estes 1984 Catalog)

Catalog Liveries



1984



1985



Web Liveries

Face Card(s)



Also of interest: Estes Mini Brute Marketing Family

(Astron) Birdie (K-44 or #1244)



MODEL NAME: Astron Birdie

Also known as: Birdie

NUMBER: K-44 or #1244

Introduced: 1969

Final Year: 1972

Designer: Bill Simon

Type: Oddroc

Motor Mount: 1x18mm

Recovery: Tumble

Stages: 1

Length: 2.8"

Diameter: 2.6"

Span: 2.6"

Weight: 0.27 oz



Mfg. Description: You can change a badminton "bird" to a rocketeer's "bird" with this unusual kit...and watch it fly! (Estes 1969 Catalog)

Catalog Liveries



1969



1970



1971

Web Liveries

Face Card(s)



Also of interest:

Birdie (TK-44 or #0844)



MODEL NAME: **Birdie**

Also known as:

NUMBER: TK-44 or #0844

Introduced: 1972

Final Year: 1973

Designer: Bill Simon

Type: Oddroc

Motor Mount: 1x13mm

Recovery: Tumble

Stages: 1

Length: 2.8"

Diameter: 2.6"

Span: 2.6"

Weight: 0.5 oz



Mfg. Description: Badminton goes "out of sight" when you launch your mini-engine powered Birdie. It's a standard plastic badminton shuttlecock with an engine mount...and it goes like no bird ever thought of going. (Estes 1972 Catalog)

Catalog Liveries



1972



197

Face Card(s)

Also of interest: Estes Astron Birdie



Black Brant II (#1958)

MODEL NAME: **Black Brant II**

Also known as:

NUMBER: #1958

Introduced: 1986

Final Year: 1998

Re-introduced: 2001

Withdrawn: 2003

Designer:

Type: Scale

Motor Mount: 1x18mm

Recovery: Parachute

Stages: 1

Length: 24.875"

Diameter: 1.325"

Span:

Weight: 2.29 oz



Mfg. Description: An outgrowth of the 1950's Black Brant I program, Black Brant II's payload capacity was increased to 6.2 cu. ft. by changing the nose cone's shape. The Canadair air frame was aerodynamically stabilized by 3 fixed fins. Total fin span was 39". The motor contained 2,000 lbs of solid propellant and delivered 16,000 lbs of thrust over a 25 second burn time. Total vehicle weight with propellant was 2,642 lbs.

The first two Black Brant II's were launched in October 1960 at Fort Churchill, Canada. The next two were launched from Wallops Island, VA during November 1961.

Used by the Canadian Armament Research and Development Establishment for upper atmosphere research studies, Black Brant II's were fired mostly in Canada's Northlands, carrying up to 150 lbs of payload to altitudes of 100 statute miles.

Beautiful model of Canadian sounding rocket features a 1 to 13 scale ration. Complete with detailed plastic parts, three color decal, huge 18" recovery parachute, and die cut balsa fins, this powerful D-engine model can fly well over 1200 feet. (Estes 1986 Catalog)

Catalog Liveries



1986



1988



1993



1995



1998



2002



2003

Web Liveries

Face Card(s)



Instruction Header

Also of interest: Black Brant II Sounding Rocket Family



Black Hole Space Probe (#1350)

MODEL NAME: **Black Hole Space Probe**

Also known as:

NUMBER: #1350

Introduced: 1980

Final Year: 1980

Designer: Wayne Kellner

Type: Exotic

Motor Mount: 1x18mm

Recovery: Parachute

Stages: 1

Length: 25"

Diameter: 0.976"

Span:

Weight: 1.59 oz



Mfg. Description:

Catalog Liveries



1980

Face Card(s)



Also of interest:

Blackhawk (#2053)



MODEL NAME: **Blakhawk**

Also known as:

NUMBER: #2053

Introduced: 1991

Final Year: 1993

Designer:

Type: Exotic

Motor Mount: 1x18mm

Recovery: Parachute

Stages: 1

Length: 15.313"

Diameter: 0.976

Span: 8.125"

Weight: 2.67 oz



Mfg. Description: Stealth fighter from the 21st century comes complete with black "drogue" parachute. Twin booms and a unique ejection ducting system make this a great model to display and fly. Estimated maximum altitudes are 800 ft. (Estes 1991 Catalog)

Editorial Note: *The Blackhawk is Estes's reissue of the Centuri Buck Rogers Starfighter (#5335) but was never marketed as a Buck Rogers product.*

Catalog Liveries



1991

Web Liveries



Face Card(s)



Instruction Header



Also of interest: Centuri Earth Forces Starfighter #5335

Blazer (#1956)



MODEL NAME: **Blazer** *Also known as:*

NUMBER: #1956

Introduced: 1986

Final Year: 1991

Designer:

Type: Sport

Motor Mount: 1x18mm

Recovery: Streamer

Stages: 1

Length: 12.75"

Diameter: 0.736"

Span:

Weight: 0.71 oz



Mfg. Description: Excellent beginner's model features die cut fiber fins, red decal, streamer recovery and 1000 foot flights with a "C" engine. No painting required! (Estes 1986 Catalog)

Catalog Liveries



1986

Face Card(s)



Also of interest:

8 70



Blue Bird Zero (#1335)

MODEL NAME: **Blue Bird Zero**

Also known as:

NUMBER: #1335

Introduced: 1980

Final Year: 1985

Designer: Mike Dorffler

Type: Sport

Motor Mount: 1x18mm

Recovery: Parachute

Stages: 1

Length: 39.75"

Diameter: 1.325"

Span: 2.7 oz

Weight:



Mfg. Description: Experimental sounding design over 3 feet tall. Easy to assemble with die cut balsa fins, plastic nose cone and scale-like kit decals. High performance flights and gentle recovery with 18" chute. (Estes 1980 Catalog)

Catalog Liveries



1980



1981



1983



1985



Web Liveries

Face Card(s)



Also of interest:



Bomarc (KC-5 or #0654)

MODEL NAME: **Bomarc**

Also known as:

NUMBER: KC-5 or #0654

Introduced: 1972

Final Year: 1977

Designer: Larry Renger

Type: Scale

Motor Mount: 1x18mm

Recovery: parachute/glide

Stages: 1

Length: 23"

Diameter: 1.325"


Span:

Weight: 3.8 oz



Mfg. Description: A beautifully detailed superb scale rendering of the U.S.A.F. surface-to-air interceptor missile. Features molded plastic components and die cut balsa parts. Big authentic decals, vinyl striping and metalized mylar panels. At apogee the engine pod is ejected and comes down by parachute while the model returns as a boost glider...with a gentle flat glide pattern. (Estes 1973 Catalog)

Catalog Liveries



1973



1975



1977

Web Liveries

Face Card(s)

Also of interest: CIM-10 Bomarc Ordnance Family

Bomarc (#0657)



MODEL NAME: **Bomarc**

Also known as:

NUMBER: #0657

Introduced: 1978

Final Year: 1980

Designer:

Type: Scale

Motor Mount: 1x18mm

Recovery: parachute

Stages: 1

Length: 23"

Diameter: 1.325"

Span: 9"

Weight: 3.5 oz



Mfg. Description: A beautifully detailed superb 1/24 scale rendering of the U.S.A.F. surface-to-air interceptor missile. Our replica features authentic four color decals, die cut balsa fins and quick release engine mount. Great performance too with dramatic 18" parachute recovery. (Estes 1978 Catalog)

Catalog Liveries



1978



1978 Summer Cat.

Web Liveries

Face Card(s)

Also of interest: CIM-10 Bomarc Ordnance Family



Bull Pup 12D (#1972)

MODEL NAME: **Bull Pup 12D** *Also known as: Bullpup 12D*

NUMBER: #1972

Introduced: 1986

Final Year: 1995

Designer:

Type: Scale

Motor Mount: 1x18mm

Recovery: Parachute

Stages: 1

Length: 15.625"

Diameter: 1.325"

Span:

Weight: 1.8 oz



Mfg. Description: Scaled down version of U.S. Air Force air-to-air missile features three-color decal, 800 foot flights and recovery via 12" chute. (Estes 1987 Catalog)

Catalog Liveries



1987



1989



1993



1994



1995

Web Liveries

Face Card(s)



Also of interest:



Bull Pup 12D (#7000)

MODEL NAME: Bull Pup 12D *Also known as: Bullpup 12D*

NUMBER: #7000

Introduced: 1996

Final Year:

Designer:

Type: Scale

Motor Mount: 1x18mm

Recovery: Parachute

Stages: 1

Length: 15.6 in. (39.6 cm)

Diameter: 1.33 in. (34 mm)

Span:

Weight: 1.8 oz. (51 g)

Mfg. Description: For all you sport scale enthusiasts, this one's for you! The Estes Bull Pup 12D is a highly detailed version of the USAF AGM-12D Bull Pup air to ground missile. First developed in the 1950s, the Bull Pup was used in combat until the 1970s. Over 30,000 Bull Pups were built and used until it was decommissioned in the mid 80s. If you're just getting started in scale model rockets, the Bull Pup 12D is a great kit to develop your scale model building skills.

This kit comes with a large diameter, single piece body tube, high quality molded plastic tail and nose cone, laser cut wood fins and authentic full color self-stick decals. Standing 15.6 inches tall, this rocket can pack a ballistic punch by reaching almost 675 feet on standard engines and recovering with a colorful 12 inch preassembled parachute. (Estes 2011 Web Ad)

Catalog Liveries



1996



1998



2002



2003



2004



2005



2006



2007



2008



2010

Web Liveries



2011



Face Card(s)



Also of interest:

CC Express (#1302)



MODEL NAME: CC Express

Also known as:

NUMBER: #1302

Introduced: 2002

Final Year:

Designer:

Type: Sport, 2 Stage

Motor Mount: 1x24mm/1x24mm

Recovery: Tumble/Parachute

Stages: 2

Length: 28.38"

Diameter: 1.33"

Span:

Weight: 2.7 oz

Mfg. Description: The CC Express is a high flying, two stage rocket powered by "C11" engines. It can also be flown with D engines. It soars to over 1790 ft. in the air. (Estes 2002 Catalog)

Catalog Liveries



2002




2003



2004




2005



2006



2007



2008



2010

Web Liveries



2011

Face Card(s)



Also of interest:

Cajun (#2028)



MODEL NAME: **Cajun** *Also known as:*

NUMBER: #2028

Introduced: 1990

Final Year: 1991

Designer:

Type: Sport

Motor Mount: 1x18mm

Recovery: Streamer

Stages: 1

Length: 17.06"

Diameter: 0.976"

Span:

Weight: 1.07 oz



Mfg. Description: Nearly 1 1/2 feet tall, the Cajun is easy to construct and will deliver flights to altitudes over 1200 feet. A silver foil pressure sensitive decal adds a finishing highlight to this model with blue and purple paint scheme. (Estes 1990 Catalog)

Catalog Liveries



1990



Face Card(s)



Also of interest:

Canadian Arrow (#2188)



MODEL NAME: **Canadian Arrow**

Also known as:

NUMBER: #2188

Introduced: 2005

Final Year: 2006

Designer:

Type: Scale

Motor Mount: 1x24mm

Recovery: Parachute

Stages: 1

Length: 26.8"

Diameter: 2.6"

Span:

Weight: 5.3 oz



Mfg. Description: The Canadian Arrow team V-2 based X Prize rocket stands over 2 feet tall and includes laser cut balsa parts. It safely recovers with a colorful, fully assembled 18-inch parachute.
1:24 scale. (Estes 2005 Catalog)

Catalog Liveries



2005



2006

Web Liveries

Face Card(s)

Also of interest: Estes X-Prize Marketing Family, X-Prize Launch Vehicle Family



Challenger II (#1330)

MODEL NAME: **Challenger II** *Also known as:*

NUMBER: #1330

Introduced: 1980

Final Year: 1985

Designer:

Type: Sport

Motor Mount: 1x24mm

Recovery: Parachute

Stages: 1

Length: 24.25"

Diameter: 1.34"

Span:

Weight: 3.0 oz



Mfg. Description: High performance "D" engine powered sport model. Easy-to-assemble and fly in less than one hour. No painting required with black plastic fin-unit, yellow nose cone and pre-colored white body tube. Features kit decals, quick-release engine mount and 12" recovery parachute. Recommended high altitude launch vehicle for the AstroCam 110 Aerial Camera. Take fantastic aerial photos from over 1,200 feet. (AstroCam 110 camera not included) (Estes 1980 Catalog)

Editorial Note:

Catalog Liveries



1980



Web Liveries

Face Card(s)



Instruction Header

Also of interest:



(Astron) Cherokee D (K-47 or #1247)

MODEL NAME: **Astron Cherokee D**

Also known as: Cherokee D

NUMBER: K-47 or #1247

Introduced: 1970

Final Year: 1983

Designer: Gene Street

Type: Sport

Motor Mount: 1x24mm

Recovery: Parachute

Stages: 1

Length: 21.6"

Diameter: 1.325"

Span:

Weight: 2.75 oz



Mfg. Description: The Astron Cherokee comes on strong! Especially designed for the Estes "D" engine, this sleek bird will practically sail out of sight. But its big 18" chute will bring it down safely flight after flight. Comes with a beautiful decal sheet to complement its trim lines. Other kit features include die-cut fins, quick change engine mount, and heavy duty construction. The Cherokee is easy to build but, because of the powerful "D" engine, it's recommended only for experienced rocketeers. (Estes 1970 Catalog)

Catalog Liveries



1970



1971



1972



1973



1974



1975



1977



1980




1981



1983

Face Card(s)



Also of interest: Estes Cherokee D Family

8 8 8



Chuter Two (#3009)

MODEL NAME: **Chuter Two** *Also known as: Chuter 2, Chuter II*

NUMBER: #3009

Introduced: 2010

Final Year:

Designer:

Type: Sport

Motor Mount: 1x18mm

Recovery: Parachute

Stages: 1

Length: 18.5"

Diameter: 0.98"

Span:

Weight: 1.2 oz

Mfg. Description:

Catalog Liveries



2010




Web Liveries



2011

Face Card(s)



Also of interest: Centuri Chuter Two Family



Cloud Hopper (#0851)

MODEL NAME: **Coud Hopper** *Also known as:*

NUMBER: #0851

Introduced: 1973

Final Year: 1975

Designer: Wayne Kellner, Mike Dorffler

Type: Goony

Motor Mount: 1x13mm

Recovery: Parachute

Stages: 1

Length: ~8"

Diameter: 1.637"

Span:

Weight:



Mfg. Description: Cottontail design. Rabbit's foot appearance. Sleek ears. Full color stick-on decals. Quick release engine mount. (Estes 1973 Catalog)

Editorial Note:

Catalog Liveries



1973

Web Liveries



Face Card(s)

Instruction Header



Also of interest: Estes Goonybird Marketing Family, Goony Family



(Astron) Cobra (K-10 or #1210)

MODEL NAME: **Astron Cobra** *Also known as: Cobra*

NUMBER: K-10 or #1210

Introduced: 1963

Final Year: 1973

Designer: Bill Simon

Type: Sport, Payload, Cluster

Motor Mount: 3x18mm

Recovery: Parachute

Stages: 1

Length: 22.25"

Diameter: 1.6"

Span:

Weight: 2.5 oz



Mfg. Description: The ideal bird for getting started in clustering, yet challenging to the experienced rocketeer, the Astron Cobra gives you top performance. Medium size payloads (up to four ounces) get a real ride in the Cobra's 1" diameter capsule. Kit comes complete with all parts, instructions and a copy of Technical Report TR-6 on cluster techniques. (Estes 1964 Catalog)

=====

1966 Catalog text identical to 1964 Catalog

1967 Catalog text identical to 1964 Catalog

1968 Catalog text identical to 1964 Catalog

=====

Ideal for your first cluster bird. The Astron Cobra gives you top performance with medium size payloads (to 4 oz) in a 1" dia. capsule. ...complete kit and instructions the TR-6 report of cluster techniques. (less engines) (Estes 1969 Catalog)

Catalog Liveries



1964



1966



1967



1968



1969



1970



1971



1972



1973

Face Card(s)



Also of interest: Estes Cobra Family

8 9 4



Cobra 1500 (#1294)

MODEL NAME: **Cobra 1500**

Also known as:

NUMBER: #1294

Introduced: 1978

Final Year: 1985

Designer: Mike Dorffler

Type: Sport

Motor Mount: 1x18mm

Recovery: Parachute

Stages: 1

Length: 59"

Diameter: 1.325"

Span:

Weight: 3.17 oz



Mfg. Description: Attain flights over 700 feet with "C" engines with this extra long sport flier. Giant decal sheet plus die-cut balsa fins, quick release engine mount, and plastic nose cone. Perfect demonstration model with large 18" parachute recovery. (Estes 1978 Catalog)

Catalog Liveries



1978



1981



1983



Web Liveries

Face Card(s)



Also of interest:



Colonial Viper (#1310)

MODEL NAME: **Colonial Viper** *Also known as: Battlestar Galactica Colonial Viper*

NUMBER: #1310

Introduced: 1979

Final Year: 1979

Designer:

Type: Fantasy Scale

Motor Mount: 1x18mm

Recovery: Parachute

Stages: 1

Length: 11.76"

Diameter: 0.976"

Span: 4.635"

Weight: 2.01 oz



Mfg. Description: Outstanding sport-scale model of the BATTLESTAR GALACTICA's primary attack craft. Backbone of colonial defense, the Colonial Viper is small, fast and dead on target when encountering the treacherous Cylon raiders. This sensational kit is easy to assemble with die-cut fins, plastic nose cone, quick release engine mount and realistic BATTLESTAR GALACTICA decals. Can attain altitudes over 800 feet with Estes "C" type rocket engines. The Colonial Viper deploys a 12" recovery parachute for a safe flight and gentle recovery time after time. (Estes 1979 Catalog)

Catalog Liveries



1979



Face Card(s)



Also of interest: Estes Colonial Viper Family, Battlestar Galactica Colonial Viper Family



Comanche 3 (#1382)

MODEL NAME: **Comanche 3** *Also known as:*

NUMBER: #1382

Introduced: 1982

Final Year:

Designer:

Type: Sport, 3 Stage

Motor Mount: 1x24mm/1x18mm/1x18mm

Recovery: Tumble/Tumble/Streamer

Stages: 3

Length: 41"

Diameter: 0.976"

Span:

Weight: 2.08 oz

Mfg. Description: Big three-stager with mighty "D" powered booster. Can be flown in single, two stage or three stage configurations. Incredible flights over 2,600 ft. (Estes 1982 Catalog)

Catalog Liveries



1982



1983



1985



1991



1993



1998




2002



2003



2004



2005



2006



2007



2008



2010

Web Liveries



2011



Face Card(s)



Also of interest:

Comet Chaser (#3202)



MODEL NAME: **Comet Chaser**

Also known as:

NUMBER: #3202

Introduced: 2010

Final Year:

Designer:

Type: Sport

Motor Mount: 1x18mm

Recovery: Parachute

Stages: 1

Length: 14.4 in. (36.5 cm)

Diameter: 0.98 in. (25 mm)

Span:

Weight: 1.3 oz. (36.8 g)

Mfg. Description: Simple to glue and paint, the Comet Chaser deserves to be in your rocket collection or if you are just starting out, it's a great starter rocket. Just a few hours of your time and you'll be ready to go! (Estes 2011 Web Ad)

Catalog Liveries



2010



Web Liveries



2011

Face Card(s)



Also of interest:

Condor (#0807)



MODEL NAME: **Condor**

Also known as: Mini Brute Condor

NUMBER: #0807

Introduced: 1977

Final Year: 1981

Designer: Bill Simon

Type: Boost Glider

Motor Mount: 1x13mm

Recovery: Parachute/Glide

Stages: 1

Length: 18.25"

Diameter: 0.976"

Span: 5"

Weight: 1 oz



Mfg. Description: Designed by Estes Engineers as a futuristic orbital booster with recoverable shuttle for near earth missions, this exotic sports model will be an exciting addition in your model rocket collection. Shuttle-like parasite glider gives flights up to 90 seconds while realistic booster is recovered via 12" parachute. Economically mini-engine powered, the Condor features great looking decals, die-cut balsa fins, quick release engine mount and molded plastic nose cone. (Estes 1977 Catalog)

Catalog Liveries



1977



1979



1980

Face Card(s)

Also of interest: Estes Mini Brute Family



(Astron) Constellation (K-35 or #1235)

MODEL NAME: **Astron Constellation**

Also known as: Constellation

NUMBER: K-35 or #1235

Introduced: 1969

Final Year: 1978

Designer: Gene Street

Type: Payload

Motor Mount: 1x18mm

Recovery: Parachute

Stages: 1

Length: 16.2"

Diameter: 0.976"

Span:

Weight: 1 oz



Mfg. Description: The perfect high performance bird for single stage payload work or just flying for fun. The long slender lines and the "landing shocks" at each fin tip lend the appearance of a space vehicle of the future. Parachute recovery, "see-through" payload section plus a quick change engine mount make the Constellation easy to fly and reliable. Kit comes complete with all parts and instructions (less engines). (Estes 1969 Catalog)

Editorial Note:

Catalog Liveries



1969



1970



1971



1972



1973



1975



1976



1977



1978

Web Liveries

Face Card(s)





Instruction Header



Also of interest: Estes Constellation Family

Corkscrew (#2114)



MODEL NAME: **Corkscrew**

Also known as:

NUMBER: #2114

Introduced: 1995

Final Year: 1998

Designer:

Type: Sport

Motor Mount: 1x18mm

Recovery: Parachute

Stages: 1

Length: 21.3"

Diameter: 1.0"

Span:

Weight: 1.9 oz



Mfg. Description: With a canted fin and a canted engine, the Corkscrew goes wild upon engine ignition spinning and spiraling upward. It creates a zany smoke trail. The Corkscrew features thru-the-body tube fin construction for super durable rocket. (Estes 1995 Catalog)

Catalog Liveries



1995



1998



Web Liveries

Face Card(s)



Also of interest:

Cosmos Mariner (#2190)



MODEL NAME: **Cosmos Mariner**

Also known as:

NUMBER: #2190

Introduced: 2005

Final Year: 2008

Designer:

Type: Boost Glider

Motor Mount: 1x24mm

Recovery: Parachute/Glide or Tumble

Stages: 1

Length: 18"

Diameter: 1.637"

Span: 13.5"

Weight: 8.6 oz




Mfg. Description: The Estes Cosmos Mariner is a boosted glider version of the sleek X Prize rocket plane from the Lone Star Space Access team. The rocket plane blasts off 250 ft. into the air using a powerful "D" engine. Laser cut balsa parts. 1:67 scale.


Catalog Liveries



2005



2006



2007



2008

Web Liveries

Face Card(s)

Also of interest: Estes X-Prize Family, X-Prize Family

Courier (#1911)



MODEL NAME: **Courier**

Also known as:

NUMBER: #1911

Introduced: 1983

Final Year: 1987

Designer:

Type: Sport

Motor Mount: 1x18mm

Recovery: Streamer

Stages: 1

Length: 12.13"

Diameter: 0.736"

Span:

Weight: 3.53 oz



Mfg. Description: Single stage performance. Scale-like appearance of two stage sounding rocket.
Flights over 1100 ft. (Estes 1983 Catalog)

Catalog Liveries



1983



1985



Web Liveries

Face Card(s)



Also of interest: Estes Courier Family

Crossbow SST (#3207)



MODEL NAME: **Crossbow SST**

Also known as:

NUMBER: #3207

Introduced: 2010

Final Year:

Designer:

Type: Exotic, Downscale

Motor Mount: 1x18mm

Recovery: Parachute

Stages: 1

Length: 14.4 in. (36.6 cm)

Diameter: 0.74 in. (17 mm)

Span:

Weight: 1.1 oz. (31.2 g)

Mfg. Description: If you love the Satellite Interceptor then the Crossbow SST is just the rocket for you! Designed along the lines of the Satellite Interceptor, the Crossbow SST is a down sized version of one of Estes' most popular kits! (Estes 2011 Web Ad)

Catalog Liveries



2010



Web Liveries



2011

Face Card(s)



Also of interest: Estes Satellite Interceptor Family

Crossfire ISX (#1469)



MODEL NAME: **Crossfire ISX** *Also known as:*
(Comes with Tandem-X Launch Set)

NUMBER: #1469

Introduced:

Final Year:

Designer:

Type: Sport

Motor Mount: 1x18mm

Recovery: Parachute

Stages:

Length: 15.6"

Diameter:

Span:

Weight:

Mfg. Description: Two is better than one! You'll get X-tra value with the Estes Tandem-X Model Rocket Launch Set. This exceptional rocket set features a pair of extreme, high performance rockets with a launch system for launching them. Whether you're a new rocketeer or a seasoned veteran, launch in tandem for an exciting model rocket experience!

The E2X Amazon is as imposing as the name sounds. This giant towers almost three feet high and is quick and easy to build! A tiger-striped body tube, precolored plastic nose cone and fins and self-stick decals make building this rocket easy to do in about an hour. When flown on our standard engines, this huge rocket can reach heights over 650 feet with recovery on a colorful 18 inch preassembled parachute.

The Crossfire ISX is a Skill Level 1 kit that can easily be built in about a day. This rocket features a totally streamlined shape with aerodynamic fins and nose cone. It stands 15.6 inches tall. When launched with powerful Estes standard engines, this bullet can reach cloud busting heights up to 1,200 feet. A preassembled 12 inch parachute returns the Crossfire back to earth to launch again.

LAUNCH SYSTEM includes Electron Beam Launch Controller and Porta-Pad II Launch Pad. (Estes 2011 Web Ad)

Catalog Liveries



2006



2007



2008



2010



Web Liveries



2011

Face Card(s)



Also of interest:

Crusader Swing Wing Glider (#1961)

MODEL NAME: **Crusader Swing Wing Glider**

Also known as:

NUMBER: #1961

Introduced: 1986

Final Year: 1988

Designer:

Type: Boost Glider

Motor Mount: 1x18mm

Recovery: Streamer/Glide

Stages: 1

Length: 18"

Diameter: 1.637"

Span: 11.5"

Weight: 2.2 oz

Mfg. Description: Our model of this NASA advanced fighter concept will soar to 800 feet. The internal power pod is ejected at apogee and the rocket becomes a winged glider with glide times of 45 seconds or more. Pod descent is via recovery streamer. Kit includes die-cut parts, balsa fins, plastic nose cone and sections, plus quick-release engine mount and two color decal. (Estes 1986 Catalog)

Editorial Note:

Catalog Liveries



1986



1987



1988



Web Liveries

Face Card(s)



Instruction Header



Also of interest:

Customizer (#1500)



MODEL NAME: **Customizer** *Also known as:*

NUMBER: #1500

Introduced: 2010

Final Year:

Designer:

Type: Sport (Customizable set of parts to make many designs)

Motor Mount: 1x18mm

Recovery: Varies

Stages: Varies

Length: Varies

Diameter: Varies

Span: Varies

Weight: Varies

Mfg. Description: BECOME A ROCKET INVENTOR! Build and design your own concept rockets! The Customizer Rocket Set will turn YOU into a MODEL ROCKET DESIGNER! Develop, design and build dozens of custom rockets! You can even create a rocket up to 46 inches tall! Estes has researched hundreds of combinations of the 45 different rocket parts included in the Customizer to allow you to create over 64 custom rockets! Combine the different colored body tubes and colored molded plastic parts to create High-Speed High-Altitude Rockets or Radical Research Rockets! Blast-Off your sister's mini-dolls into the upper atmosphere with the clear payload section. Launch your favorite micro-car, candy or bugs into orbit! You can even customize your own rocket deco designs with over 30 self-stick decals!

LAUNCH SYSTEM includes Electron Beam Launch Controller and Porta-Pad II Launch Pad. (Estes 2011 Web Ad)


Catalog Liveries





Web Liveries

Face Card(s)



Also of interest:

D-Region Tomahawk (#1944)



MODEL NAME: **D-Region Tomahawk**

Also known as:

NUMBER: #1944

Introduced: 1985

Final Year: 1986

Designer:

Type: Scale

Motor Mount: 1x24mm

Recovery: Parachute

Stages: 1

Length: 35.5"

Diameter: 1.637"

Span:

Weight: 3.7 oz



Mfg. Description: DESC

Catalog Liveries



1985



1986

Web Liveries

Face Card(s)

Also of interest: D Region Tomahawk Sounding Rocket Family



D-Region Tomahawk (#2037)

MODEL NAME: **D-Region Tomahawk**

Also known as:

NUMBER: #2037

Introduced: 2007

Final Year:

Designer:

Type: Scale

Motor Mount: 1x24mm

Recovery: Parachute

Stages: 1

Length: 38.8 in. (98.6 cm)

Diameter: 1.8 in. (46 mm)

Span:

Weight: 9.2 oz. (260 g)

Mfg. Description: Bring on the Beauty and the Beast! For all model rocket enthusiasts out there that enjoy building and launching scale rockets, the Estes D-Region Tomahawk is for you! This authentic rocket is a 1/5 scale of NASA's sounding rocket. Launched only one time in 1968, this rocket was designed to take measurements of the D-layer of the ionosphere - thus its name. Our version of this fantastic scale rocket captures all the detail of the original in an easy to assemble model that flies as good as it looks.

In terms of performance, this gigantic rocket can blast nearly 800 feet high when powered with our *E engine. If you don't want to test the limits of your visibility, we've included an adapter to launch on Estes D engines. Finally, to protect this beautiful scale model when it lands, we've included an 18 inch preassembled nylon parachute! Get in touch with your inner astronaut today! (Estes 2011 Web Ad)

Catalog Liveries



2007



2008



2010



Web Liveries



2011

Face Card(s)



Also of interest: D Region Tomahawk Sounding Rocket Family



D.A.R.T. (#1981)

MODEL NAME: **D.A.R.T.**

Also known as:

NUMBER: #1981

Introduced: 1987

Final Year: 1988

Designer:

Type: Sport

Motor Mount: 1x18mm

Recovery: Parachute

Stages: 1

Length: 16"

Diameter: 1.637"

Span:

Weight: 1.76 oz



Mfg. Description: Looks like a high speed tracker for data acquisition and reconnaissance. Easy to build, fun to fly. Flights to 800' with "C" engine are possible. A 12" parachute provides reliable recovery. (Estes 1987 Catalog)

Catalog Liveries



1987

Face Card(s)



Also of interest:

Dark Star (#2045)



MODEL NAME: **Dark Star**

Also known as:

NUMBER: #2045

Introduced: 1991

Final Year: 1991

Designer:

Type: Sport

Motor Mount: 1x18mm

Recovery: Parachute

Stages: 1

Length: 27"

Diameter: 1.637"

Span:

Weight: 2.7 oz



Mfg. Description: Gloss black paint scheme and gold pressure-sensitive decals highlight this great looking sport model. Estimated maximum altitude with a "C" engine is 500 ft (170 meters)! (Estes 1991 Catalog)

Catalog Liveries



1991

Web Liveries

Face Card(s)

Also of interest:

9 2 6



Death Star (#2143)

MODEL NAME: **Death Star**

Also known as: Star Wars Death Star

NUMBER: #2143

Introduced: 1997

Final Year: 1998

Designer:

Type: Fantasy Scale

Motor Mount: 1x18mm

Recovery: Streamer/Parachute

Stages: 1

Length: 15.5"

Diameter: 5.0"

Span:

Weight: 2.3 oz



Mfg. Description: Fly the Death Star and watch it burst apart in the sky. Multiple pieces return on streamers. Reassemble and fly again and again. (Estes 1998 Catalog)

Catalog Liveries



1998



Web Liveries

Face Card(s)



Also of interest: Star Wars Death Star Family



Deep Space Transport (#2034)

MODEL NAME: **Deep Space Transport**

Also known as:

NUMBER: #2034

Introduced: 1990

Final Year: 1995

Designer:

Type: Exotic

Motor Mount: 1x18mm

Recovery: Parachute

Stages: 1

Length: 26.5"

Diameter: 1.325"

Span:

Weight: 3.75 oz



Mfg. Description: Futuristic model of an interplanetary passenger transport modified with external power pods for deep space travel. Double deck forward passenger area provides necessary additional living space. Kit features large, colorful decal, unique tri-body design, and launches to 350 feet. (Estes 1990 Catalog)

Catalog Liveries



1990



1993



1995



Web Liveries

Face Card(s)



Also of interest: Estes Deep Space Transport Family



Defender (#1924)

MODEL NAME: **Defender**

Also known as:

NUMBER: #1924

Introduced: 1983

Final Year: 1987

Designer:

Type: Sport

Motor Mount: 1x24mm

Recovery: Parachute

Stages: 1

Length: 25"

Diameter: 1.325"

Span:

Weight: 1.8 oz




Mfg. Description: "D" powered high-performance sport flier capable of flights over 1,200 feet.
(Estes 1984 Catalog)


Catalog Liveries



1984



1985



1986



Web Liveries

Face Card(s)



Also of interest:



(Astron) Delta (K-16 or #1216)

MODEL NAME: **Delta** *Also known as: Astron Delta*

NUMBER: K-16 or #1216

Introduced: 1965

Final Year: 1973

Designer:

Type: 2 Stage, Payload (designed to carry Cameroc capsule)

Motor Mount: 1x18mm/1x18mm

Recovery: Tumble/Parachute

Stages: 2

Length: 13.6" (without capsule)

Diameter: 1"

Span:

Weight: 1.45 oz (without capsule)



Mfg. Description: Reliable workhorse booster for payload research. The Astron Delta accommodates all BT-50 size payload sections. May be flown either as a single or two stage vehicle, features advanced stage coupling for top dependability. Kit is complete with all parts and easy-to-follow instructions (nose section and engines not included). (Estes 1966 Catalog)

=====

1967 Catalog text identical to 1966 Catalog

1968 Catalog text identical to 1966 Catalog

=====

Reliable workhorse booster for payload research. The Astron Delta accommodates all BT-50 size payload sections. For use with the nose cone or payload section of your choice. May be flown either as a single or two stage vehicle, features advanced stage coupling for top dependability. Kit is complete with all parts and easy-to-follow instructions (nose section and engines not included). (Estes 1969 Catalog)

Editorial Note: This rocket is probably best known for being designed to carry the Estes Cameroc capsule, a specially designed capsule to take photographs at apogee.



Catalog Liveries



1966



1967



1968



1969

Web Liveries

Face Card(s)



934



Instruction Header



Also of interest:

Delta Clipper (#2067)



MODEL NAME: **Delta Clipper** *Also known as:*

NUMBER: #2067

Introduced: 1992

Final Year: 1996

Designer: Tim Van Milligan

Type: Sport, 2 Stage

Motor Mount: 1x24mm/1x24mm

Recovery: Tumble, Streamer

Stages: 2

Length: 26"

Diameter: 1"

Span:

Weight: 2.6 oz



Mfg. Description: Reach for the clouds with super high performance! (Estes 1992 Catalog)

Catalog Liveries



1992



1993



1994



1995



Web Liveries

Face Card(s)



Also of interest:

Delta Star (#1322)



MODEL NAME: **Delta Star**

Also known as:

NUMBER: #1322

Introduced: 1979

Final Year: 1983

Designer:

Type: Sport, Staged, Payload

Motor Mount: 1x18mm/1x18mm

Recovery: Tumble/Parachute

Stages: 2

Length: 24"

Diameter: 0.98"


Span:

Weight: 1.13 oz




Mfg. Description: Really sleek, super high performance two-stage payload capable of lofting a 1 oz. payload over 1,000' with "C" type engines. Can be flown either single or multi-stage. Booster stage employs tumble recovery. Easy-to-assemble with die cut balsa fins, quick release engine mount, plastic nose cone and blue and red kit decals. Dramatic recovery via 12" parachute. (Estes 1979 Catalog)

Catalog Liveries



1979



1981



1983



Web Liveries

Face Card(s)



Also of interest:

(A-20) Demon (K-58 or #1258)



MODEL NAME: **Demon**

Also known as: A-20 Demon

NUMBER: K-58 or #1258

Introduced: 1971

Final Year: 1979

Designer: Wayne Kellner

Type: Sport, Payload

Motor Mount: 1x24mm

Recovery: Parachute

Stages: 1

Length: 26.5"

Diameter: 1.325"

Span:

Weight: 2.75oz



Mfg. Description: Use "D" power (or other engines with an EM-2050 Adapter) on this new NASA research type vehicle. Comes with easy-to-see bright silver press-on foil trim. When applied to the payload section, the trim actually acts as a flashing beacon to help you in in-flight tracking and recovery of the Demon. Makes it a perfect bird for high altitude experimentation. Kit includes two-color decals and parachute recovery. (Estes 1971 Fall Catalog)

Editorial Note:

Catalog Liveries



1971 Fall



Web Liveries

Face Card(s)



Instruction Header



Also of interest: Estes Demon Family

Der Big Red Max (#1403)



MODEL NAME: **Der Big Red Max** *Also known as:*
Part of a Starter Set

NUMBER: #1402

Introduced: 1978

Final Year: 1982

Designer: Wayne Kellner

Type: Sport

Motor Mount: 1x18mm

Recovery: Parachute

Stages: 1

Length:

Diameter:


Span:

Weight:



Mfg. Description:

Catalog Liveries



1978



1979



1981

Web Liveries

Face Card(s)

Also of interest: Estes Der Red Max Family



Der Red Max (KC-2 or #0651)

MODEL NAME: **Der Red Max** *Also known as:*

NUMBER: KC-2 or #0651

Introduced: 1972

Final Year:

Designer: Wayne Kellner

Type: Sport

Motor Mount: 1x18mm

Recovery: Parachute

Stages: 1

Length: 16.25"

Diameter: 1.637"

Span:

Weight: 2.375 oz

Mfg. Description: The Der Red Max is a classic Estes model rocket and another of our most requested bring back models...and for good reason. Not only is this a uniquely decorated model, but this model performs as good as it looks. This is one of those model rockets that has a personality all its own!

Standing just a tad over 16 inches tall, the Max is one of our rockets that's a must have in your rocket arsenal. From the long, ballistic-shaped nose cone to the stubby fins and the truly unique decor, this rocket has attitude! Every launch with our standard engines will give you stellar flights over 700 feet. Recovery is accomplished with a colorful 18 inch preassembled parachute for safe landings.

In addition to retaining all of the great looks and flying qualities of the original, this new version now features laser cut wood fins for improved performance and has a waterslide decal set that replicates the original - including the totally cool skull and crossbones. Pick up a classic Der Red Max today and add it to your collection. You are sure to be the envy of all your model rocket buddies...until they get theirs. (Estes 2011 Web Ad)

Catalog Liveries



1973



1975



1977



1979



1980



1981



1982



1984



1985



2007



2008



2010



Web Liveries



2011

Face Card(s)



Also of interest: Estes Der Red Max Family

Der V3 (#1970)



MODEL NAME: **Der V3**

Also known as:

NUMBER: #1970

Introduced: 1986

Final Year: 1989

Designer:

Type: Sport

Motor Mount: 1x24mm

Recovery: Parachute

Stages: 1

Length: 24"

Diameter: 2.6"

Span:

Weight: 4.4 oz



Mfg. Description: A two foot rocket, comical decals, "D" power lift-offs, and a large recovery parachute add up to big, big fun! 3/16" Maxi-Rod (#2244) required for launch. (Estes 1987 Catalog)

Editorial Note:

Catalog Liveries



1987

Web Liveries



Face Card(s)



Instruction Header



Also of interest:

Dragon Ship 7 (#1345)



MODEL NAME: **Draagon Ship 7**

Also known as: Dragonship 7

NUMBER: #1345

Introduced: 1980

Final Year: 1981

Designer: Keith Niskern

Type: Exotic, Retro

Motor Mount: 1x18mm

Recovery: Parachute

Stages: 1

Length: 16.75"

Diameter: 1.637"

Span:

Weight: 2.7 oz



Mfg. Description: Dreaded Dragonship of the Outlaw Galactic Pirate Confederacy. Dragonship 7, based on the asteroid Careb-Sing, is an outstanding example of evil technical genius. The ship's Twin Hydran-Stethode canon furnish a firepower of the seventh magnitude. This alien marauder from deep space is aptly named and universally feared. The Estes version of this villainous craft includes die-cut balsa fins, plastic nose cone, quick release engine mount and large "Galactic Pirate" decal sheet. Dramatic recovery with 18" recovery parachute. (Estes 1980 Catalog)

Catalog Liveries



1980



1981

Web Liveries

Face Card(s)

Also of interest: Estes Dragon Ship 7 Family



(Astron) Drifter (K-14 or #1214)

MODEL NAME: **Astron Drifter**

Also known as: Drifter

NUMBER: K-14 or #1214

Introduced: 1964

Final Year: 1979

Designer: Bill Simon

Type: Sport/Parachute Competition

Recovery: Parachute

Stages: 1

Length: 14.3"

Diameter: 1"

Span:

Weight: 1 oz



Mfg. Description: GREAT FOR COMPETITION AND SPORT FLYING

Spectacular in upward flight and recovery, the Astron Drifter combines low weight with large chute capacity. Perfect in any competition with its 24" chute, the Astron Drifter is a great performer with its 12" chute for test and sport flying too! Parachutes are easily interchanged. (Estes 1966 Catalog)

=====

1967 Catalog text identical to 1966 Catalog

1968 Catalog text identical to 1966 Catalog

1969 Catalog text identical to 1966 Catalog

Editorial Note:

Catalog Liveries



1966



1967



1968



1969



1970



1971



1973



1975



1977



1978

Web Liveries

Face Card(s)



9 5 0



Instruction Header



Also of interest: Estes Drifter Family, Parachute Duration Family

EAC Viper (#0820)



MODEL NAME: **EAC Viper**

Also known as:

NUMBER: #0820

Introduced: 1972

Final Year: 1986

Designer:

Type: Sport

Motor Mount: 1x13mm

Recovery: Parachute

Stages: 1

Length:

Diameter:

Span:

Weight:

Mfg. Description:

Out
Of
Production

Catalog Liveries



EAC Publicity Shot

Face Card(s)



Also of interest: Estes EAC Viper Family, Estes Aerospace Club Family



Echo (#1950)

MODEL NAME: **Echo**

Also known as:

NUMBER: #1950

Introduced: 1985

Final Year: 1989

Designer:

Type: Sport

Motor Mount: 1x18mm

Recovery: Streamer

Stages: 1

Length: 10.5"

Diameter: 0.736"

Span:

Weight: 0.47 oz



Mfg. Description: Forward-swept, elliptical fins lend futuristic appearance to this high performance sport model. Flights over 1000 feet with a "C" engine and recovery via streamer. (Estes 1986 Catalog)

Editorial Note:

Catalog Liveries



1986


Web Liveries



Face Card(s)



Instruction Header



Also of interest:



Eclipse (#0846)

MODEL NAME: **Eclipse**

Also known as:

NUMBER: #0846

Introduced: 1979

Final Year: 1987

Designer: Wayne Kellner

Type: Sport

Motor Mount: 1x13mm

Recovery: Parachute

Stages: 1

Length: 12.1"

Diameter: 0.736"

Span:

Weight: 0.51 oz



Mfg. Description: Reach altitudes over 600 feet with this great "new" Mini-Brute sport flier. High performance design with die-cut balsa fins, quick release engine mount, kit decals and 10" parachute recovery. (Estes 1979 Catalog)

Editorial Note:

Catalog Liveries



1979

Web Liveries



Face Card(s)



Instruction Header



Also of interest: Estes Mini Brute Marketing Family



EPM-010 (#7216)

MODEL NAME: **EPM-010**

Also known as:

NUMBER: #7216

Introduced: 2011

Final Year:

Designer:

Type: Exotic

Motor Mount: 1x18mm

Recovery: Parachute

Stages: 1

Length: 35.25 in. (89.5 cm)

Diameter: 0.98 in. (25 mm)

Span:

Weight: 2.4 oz. (68 g)

Mfg. Description: The EPM-010 features swept forward fins with outer navigational pods for interplanetary space travel. Its long slender design will reward you with straight, outta-site flights. This hot looking rocket floats back to earth on a preassembled 12 inch parachute. Standard Engine powered, the EPM-010 soars over 900 feet! (Estes 2012 Web Ad)

Editorial Note:

Catalog Liveries



2011



Web Liveries



2012

Face Card(s)



Instruction Header



9 5 8



Estes Starliner (#0863)

MODEL NAME: **Estes Starliner**

Also known as: Starliner

NUMBER: #0863

Introduced: 1981

Final Year: 1984

Designer: Michael Hambright

Type: Exotic

Motor Mount: 1x13mm

Recovery: Parachute

Stages: 1

Length: 12.6"

Diameter: 0.736"

Span:

Weight: 0.9 oz



Mfg. Description: Futuristic Estes version of a commercial space transport ship of the 21st century. Mini-engine powered for low cost flights. (Estes 1981 Catalog)

Editorial Note:

Catalog Liveries



1981



Web Liveries

Face Card(s)



Instruction Header



Also of interest: Estes Estes Starliner Family, Estes Mini Brute Marketing Family



Executioner (#1951)

MODEL NAME: **Executioner** *Also known as:*

NUMBER: #1951

Introduced:

Final Year:

Designer:

Type: Sport

Motor Mount: 1x24mm

Recovery: Parachute

Stages: 1

Length: 38.5 in. (97.9 cm)

Diameter: 2.6 in. (66 cm)

Span:

Weight: 8.1 oz. (230 g)

Mfg. Description: Dominate the skies with the massive *E engine powered Executioner! Now this is what a rocket should look like - large and in charge! This giant is impossible to miss during flight with its huge 2.5 inch diameter body tube and over 36 inch length. It's no wonder this goliath needs D and *E engines to fly!

The Executioner has several features that make it easier to assemble and extremely durable when powered with D and *E rocket engines. First, we've provided a slotted main body tube for a perfect through-the-tube fin attachment and alignment of the laser cut birch wood fins. This style of fin assembly provides superior fin to body tube strength and exceptional stability during flight. This rocket kit also features a blow mold, aerodynamically streamlined nose cone for improved vertical performance. Flying this giant is just as much fun as building it. When loaded up with one of our powerful E engines, this huge model can reach altitudes of almost 600 feet. As an added feature, we've also included a ¼ in. x 36 in. rubber shock cord and a 24 inch preassembled parachute to ensure safe landings so you can recover this behemoth for more exciting, ear deafening launches. Pick up an Executioner today and be the talk of your rocket club with this awesome rocket!

The Executioner also includes an adapter that allows you to quickly convert from *E engine power to D engine power. (Estes 2011 Web Ad)

Catalog Liveries



2002



2003



2004




2005



2006



2007



2008



2010

Web Liveries



2011

Face Card(s)



Also of interest:
9 6 2



Exocet MM38 (#1925)

MODEL NAME: **Exocet MM38**

Also known as: Exocet

NUMBER: #1925

Introduced:

Final Year: 1984

Designer: 1985

Type: Semi-Scale

Motor Mount: 1x18mm

Recovery: Parachute

Stages: 1

Length: 19.5"

Diameter: 1.595"

Span:

Weight: 2.37 oz



Mfg. Description: Nearly two feet tall, the semi-scale model of the French anti-ship missile produced by the Societe Nationale Industrielle Aerspatiale is an excellent sport flier capable of altitudes up to 900 feet. It's also an excellent display model. (Estes 1984 Catalog)

Editorial Note:

Catalog Liveries



1984



1985



Web Liveries

Face Card(s)



Instruction Header



Also of interest: Exocet Ordnance Family



Explorer Aquarius (#2016)

MODEL NAME: **Explorer Aquarius**

Also known as:

NUMBER: #2016

Introduced: 1989

Final Year: 1994

Designer:

Type: Exotic

Motor Mount:

Recovery: 1x24mm

Stages: 1

Length: 21.75"

Diameter: 2.75'

Span:

Weight: 4.2 OZ



Mfg. Description: Futuristic craft used in the exploration of distant star systems. Almost two feet long this model will test your construction skills. It's beautiful on display and in flight. Includes removable plastic display engine nozzles. (Estes 1989 Catalog)

Catalog Liveries



1989



1990



1993



Web Liveries

Face Card(s)



Also of interest: Estes Explorer Aquarius Family



(Astron) Falcon (K-13 or #1213)

MODEL NAME: **Astron Falcon**

Also known as: Falcon

NUMBER: K-13 or #1213

Introduced: 1963

Final Year: 1973

Designer: Larry Renger

Type: Rocket Glider

Motor Mount: 1x18mm

Recovery: Glide

Stages: 1

Length: 12"

Diameter:

Span: 10"

Weight: 0.4 oz



Mfg. Description: Get sky-high performance with the new Astron Falcon boost glider. Beautiful climb--glide duration up to and over 1-1/2 minutes on 1/2A engines, even more with larger engines. A great bird for the experienced rocketeer. Glide recovery brings it back gently, ready for a fresh engine and another flight. Kit comes complete with all parts and instructions (engines not included). (Estes 1964 Catalog)

=====

1966 Catalog text identical to 1964 Catalog

1967 Catalog text identical to 1964 Catalog

1968 Catalog text identical to 1964 Catalog

=====

Get sky-high performance with the Astron Falcon boost glider. Beautiful climb--glide duration up to and over 1-1/2 minutes on 1/2A engines. (For normal flying 1/2A6-2 engines are recommended -- the Astron Falcon can easily glide out of sight with larger engines if it is built and balanced carefully.) A great bird for the experienced rocketeer. Glide recovery brings it back gently, ready for a fresh engine and another flight. Kit comes complete with all parts and instructions (engines not included). (Estes 1969 Catalog)

Catalog Liveries



1964



1966



1967



1968



1969



1970



1971



1972



1973

Web Liveries



Face Card(s)



Also of interest: Estes Falcon Family



(Astron) Farside (K-12 or #1212)

MODEL NAME: Astron Farside *Also known as: Farside*

NUMBER: K-12 or #1212

Introduced: 1963

Final Year: 1981

Designer: Bill Simon

Type: 3 Stage, Payload

Motor Mount: 1x18mm/1x18mm/1x18mm

Recovery: Tumble/Tumble/Parachute

Stages: 3

Length: 21.5"

Diameter: 1"

Span:

Weight: 2 oz



Mfg. Description: A sophisticated ultra-high altitude probe or a workhorse vehicle for high altitude studies with large payloads -- take your choice with the new Astron Farside. Advanced stage coupling gives dependable ignition and stage separation. Perfect for your advanced research programs. Top stage flies to well over 2500', returns gently by parachute. Available with standard 1" payload section (#641-K-12) or with extra large 1-1/2" dia. capsule for large payloads (#641-K-12X). Be sure to specify model type when ordering. Kit comes complete with all parts and assembly instructions (but no engines). (Estes 1964 Catalog)

=====

A sophisticated ultra-high altitude probe or a workhorse vehicle for high altitude studies with large payloads -- take your choice with the Astron Farside. Advanced stage coupling gives dependable ignition and stage separation. Perfect for your advanced research programs. Top stage flies to well over 2500', returns gently by parachute. Available with standard 1" payload section (#651-K-12) or with extra large 1-1/2" dia. capsule for large payloads (#651-K-12X). Be sure to specify model type when ordering. Kit comes complete with all parts and assembly instructions (but no engines). (Estes 1966 Catalog)

=====

A sophisticated ultra-high altitude probe or a workhorse vehicle for high altitude studies with large payloads -- take your choice with the Astron Farside. Advanced stage coupling gives dependable ignition and stage separation. Perfect for your advanced research programs. Top stage flies to well over 2500', returns gently by parachute. Available with standard 1" payload section (#651-K-12) or with extra large 1-1/2" dia. capsule for large payloads (#651-K-12X). Be sure to specify model type when ordering. Kit comes complete with all parts and assembly instructions (but no engines). Includes technical report, TR-2. (Estes 1967 Catalog)

=====

1968 Catalog text identical to 1967 Catalog

1969 Catalog text identical to 1967 Catalog

Catalog Liveries



1964



1966



1967



1968



1969



1970



1971



1972



1973



1975



1977



1978



Face Card(s)



Also of interest: Estes Farside Family

(Astron) Farside-X (K-12X or #1261)



MODEL NAME: **Astron Farside-X** Also known as: Farside-X, Astron Farside X, Farside X

NUMBER: K-12X or #1261

Introduced: 1963

Final Year: 1971

Designer: Bill Simon

Type: 3 Stage, Payload

Motor Mount: 1x18mm/1x18mm/1x18mm

Recovery: Tumble/Tumble/Parachute

Stages: 3

Length: 25"

Diameter: 1.5"

Span:

Weight: 2.5 oz



Mfg. Description: A sophisticated ultra-high altitude probe or a workhorse vehicle for high altitude studies with large payloads -- take your choice with the new Astron Farside. Advanced stage coupling gives dependable ignition and stage separation. Perfect for your advanced research programs. Top stage flies to well over 2500', returns gently by parachute. Available with standard 1" payload section (#641-K-12) or with extra large 1-1/2" dia. capsule for large payloads (#641-K-12X). Be sure to specify model type when ordering. Kit comes complete with all parts and assembly instructions (but no engines). (Estes 1964 Catalog)

=====

A sophisticated ultra-high altitude probe or a workhorse vehicle for high altitude studies with large payloads -- take your choice with the Astron Farside. Advanced stage coupling gives dependable ignition and stage separation. Perfect for your advanced research programs. Top stage flies to well over 2500', returns gently by parachute. Available with standard 1" payload section (#651-K-12) or with extra large 1-1/2" dia. capsule for large payloads (#651-K-12X). Be sure to specify model type when ordering. Kit comes complete with all parts and assembly instructions (but no engines). (Estes 1966 Catalog)

=====

A sophisticated ultra-high altitude probe or a workhorse vehicle for high altitude studies with large payloads -- take your choice with the Astron Farside. Advanced stage coupling gives dependable ignition and stage separation. Perfect for your advanced research programs. Top stage flies to well over 2500', returns gently by parachute. Available with standard 1" payload section (#651-K-12) or with extra large 1-1/2" dia. capsule for large payloads (#651-K-12X). Be sure to specify model type when ordering. Kit comes complete with all parts and assembly instructions (but no engines). Includes technical report, TR-2. (Estes 1967 Catalog)

=====

1968 Catalog text identical to 1967 Catalog

1969 Catalog text identical to 1967 Catalog



Catalog Liveries



1964



1966



1967



1968



1969



1970

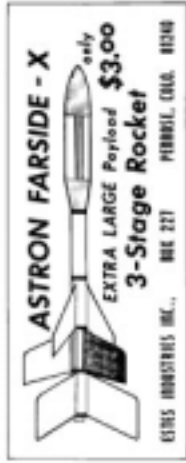
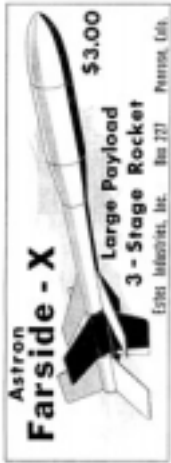


1971

Web Liveries



Face Card(s)



Also of interest: Estes Farside Family



Fat Boy (#1273)

MODEL NAME: **Fat Boy**

Also known as: Launchables Fat Boy

NUMBER: #1273

Introduced:

Final Year:

Designer:

Type: Sport

Motor Mount: 1x18mm

Recovery: Parachute

Stages: 1

Length: 12.9"

Diameter: 2.6"

Span:

Weight: 3.0 oz

Out
Of
Production

Mfg. Description:

Catalog Liveries

Web Liveries

Face Card(s)



Also of interest: Estes Fat Boy Family, Estes Launchables Family

Fat Boy (#2139)



MODEL NAME: **Fat Boy**

Also known as:

NUMBER: #2139

Introduced: 1997

Final Year: 2005

Designer:

Type: Sport

Motor Mount: 1x18mm

Recovery: Parachute

Stages: 1

Length: 12.9"

Diameter: 2.6"

Span:

Weight: 3.0 oz



Mfg. Description: Fat Boy...and proud of it! Over two and half inches in diameter and only twelve inches high! Bullies its way to over 300 feet altitude and is recovered with a big fat chute! (Estes 1997 Catalog)

Catalog Liveries



1997



2000



2001



2002



2003



2004



2005

Face Card(s)



Also of interest: Estes Fat Boy Family

Gauchito (#0809)



MODEL NAME: **Gauchito**

Also known as: Pablo de Leon & Associates Gauchito

NUMBER: #0809

Introduced: 2005

Final Year: 2007

Designer:

Type: Scale

Motor Mount: 1x13mm

Recovery: Parachute

Stages: 1

Length: 8.6"

Diameter: 1.54"

Span:

Weight: 1.08 oz



Mfg. Description: A Pablo de Leon creation with a retro-looking Little Joe II design. Entered in X Prize competition lift-offs to 300 ft into the air using an Estes mini-engine. Laser cut balsa parts. 1:55 scale. (Estes 2005 Catalog)

Catalog Liveries



2005



2006



2007



Web Liveries

Face Card(s)



Also of interest: X Prize Family, Estes X Prize Family

Gemini DC (#2136)



MODEL NAME: **Gemini DC**

Also known as:

NUMBER: #2136

Introduced: 1997

Final Year: 2005

Designer:

Type: Sport

Motor Mount: 1x18mm

Recovery: Parachut (dual rear deploy)

Stages: 1

Length: 21.5"

Diameter: 0.986"

Span:

Weight: 3.4 oz



Mfg. Description: Twin parachutes are ejected from the side pods on this stunning rocket. Nearly out-of-this-world flights to over 800 feet. Easy to build! A great flyer! A unique rocket! (Estes 1997 Catalog)

Catalog Liveries




1997



1998



2000



2001



2002



2003



2004



2005

Web Liveries

Face Card(s)



Also of interest:

Gemini-Titan (K-21 or #1221)



MODEL NAME: **Gemini-Titan** *Also known as: GT-3*

NUMBER: K-21 or #1221

Introduced: 1965

Final Year: 1973

Designer:

Type: Scale

Motor Mount: 2x18mm

Recovery: Parachute

Stages: 1

Length: 24.4"

Diameter: 2.22"

Span:

Weight: 3.8 oz



Mfg. Description: Spectacular on the ground and in the air, the Gemini-Titan is a model for the expert rocketeer, a model that is a challenge to build and fly. In not-so-easy-to-assemble kit form, GT-3 is a rocket that the modeler can point to with real pride when he's finished it. Features clear plastic fins to stabilize it in flight without detracting from its appearance, full 24" parachute for soft landings. Requires 24 volt Electro-Launch or 12 volt car battery power supply for launching. Kit is complete with all parts and detailed instructions (but not engines). (Estes 1966 Catalog)

=====

1967 Catalog text identical to 1966 Catalog

1968 Catalog text identical to 1966 Catalog

=====

Spectacular on the ground and in the air, the Gemini-Titan is a challenge to build and fly. Requires experience to build, but the GT-3 is a rocket that the modeler can point to with real pride when he's finished it. Features clear plastic fins to stabilize it in flight without detracting from its appearance, full 24" parachute for soft landings. Requires 24 volt Electro-Launch or 12 volt car battery power supply for launching. Kit is complete with all parts and detailed instructions (but not engines). (Estes 1969 Catalog)



Catalog Liveries



1966



1967



1968



1969



1970



1971



1972



1973

Web Liveries

Face Card(s)



Instruction Header(s)



Also of interest: Gemini Titan Launch Vehicle Family



Gemini Titan (#1978)

MODEL NAME: *Gemini Titan* *Also known as:*

NUMBER: #1978

Introduced: 1987

Final Year: 1988

Designer:

Type: Scale

Motor Mount: 1x18mm

Recovery: Parachute

Stages: 1

Length: 19.375"

Diameter: 1.637"

Span:

Weight: 2.15 oz



Mfg. Description: Estes' 1/73 scale model of NASA's Gemini-Titan (GR-3) is over 1=1/2 feet tall. Features plastic capsule and removable display nozzles. A clear plastic fin unit is attached for flights over 600 feet high. Recovery is via 12" parachute. (Estes 1987 Catalog)

Catalog Liveries



1987

Web Liveries

Face Card(s)

Also of interest: Gemini Titan Launch Vehicle Family

Geo Sat LV (#1977)



MODEL NAME: **Geo Sat LV** *Also known as:*

NUMBER: #1977

Introduced: 1987

Final Year: 1990

Designer:

Type: Pseudo Scale

Motor Mount: 1x18mm

Recovery: Parachute

Stages: 1

Length: 28"

Diameter: 1.637"

Span:

Weight: 4.3 oz



Mfg. Description: Heavy-lift launch vehicle for large satellite payloads. Kit features simulated strap-on solid rocket boosters, see-through payload section with highly detailed visible satellite, and an 18" parachute for reliable recovery. Realistic decor and 2 feet 4 inches of rocket make lift-offs impressive. (Estes 1987 Catalog)

Catalog Liveries



1977



Web Liveries

Face Card(s)



Also of interest:

(Astron) Goblin (K-55 or #1255)



MODEL NAME: **Astron Goblin**

Also known as: Goblin

NUMBER: K-55 or #1255

Introduced: 1970

Final Year: 1982

Designer: Wayne Kellner

Type: Sport

Motor Mount: 1x24mm

Recovery: Streamer

Stages: 1

Length: 14.32"

Diameter: 1.325"

Span:

Weight: 2.0 oz


Out
Of
Production

Mfg. Description: Powerful Fast. This spooky kit gets up and moves. Its the rocket you'll need a good recovery team for. Adapters permit a wide range of engine possibilities. (Estes 1972 Catalog)

Catalog Liveries



1972



1973

1975



1977



1978



1980



1981



1982



Face Card(s)



Also of interest: Estes Goblin Family

Guardian (#2179)



MODEL NAME: **Guardian**

Also known as:

NUMBER: #2179

Introduced: 2003

Final Year:

Designer:

Type: Sport

Motor Mount: 1x18mm

Recovery: Parachute

Stages: 1

Length: 19.13"

Diameter: 1.33"

Span:

Weight: 2.4 oz

Mfg. Description: Protect the airspace around your neighborhood from surprise attacks with the Estes Guardian!

This Model Rocket kit was created with a multiple-fin design, representative of the Nike ground to air missiles that were used in our country's defense for years.

Between 1954 and 1974 many USA cities were ringed by Nike missile sites, intended to protect against attack by enemy bombers. The first versions of the missiles were armed with high explosive warheads, so they could bring down the target even with a near miss.

The Guardian requires more skill in building and painting. (Estes 2011 Web Ad)

Catalog Liveries



2003



2004



2005



2006



2007



2008



2010

Web Liveries



2011

Face Card(s)



Also of interest:

(Astron) Gyroc (K-24 or #1224)



MODEL NAME: **Astron Gyroc** *Also known as: Gyroc*

NUMBER: K-24 or #1224

Introduced: 1965

Final Year: 1983

Designer:

Type: Sport

Motor Mount: 1x18mm

Recovery: Helicopter

Stages: 1

Length: 9.75"

Diameter: 0.736"

Span:

Weight: 0.58 oz



Mfg. Description: Sky-high performance, plus a unique, dependable recovery system, make this model a perfect addition to your rocket fleet. With light weight and streamlined design, the Gyroc soars to amazing altitudes. Helicopter recovery brings it back gently, close to the launcher. A \$1.25 value, the Gyroc is available only as a free bonus when you order \$5.00 or more of other kits and supplies. (Estes 1967 Catalog)

=====

This rocket did not appear in the 1968 Catalog.

=====

Excellent performance and amazing recovery system make the unique Gyroc a "bird" you'll want to own. Its unusual design gives this rocket the ability to reach high altitudes and return safely with helicopter recovery for minimum drift with wind. Comes complete with all instructions and parts. Engines not included. (Estes 1969 Catalog)

Catalog Liveries



1967



1969



1970



1971



1972



1973



1974



1977



1978



1978



1981



1982



1983

Web Liveries



Face Card(s)



Also of interest: Estes Gyroc Family



Hawkeye (#0873)

MODEL NAME: **Hawkeye**

Also known as:

NUMBER: #0873

Introduced: 1986

Final Year: 1996

Designer:

Type: Exotic

Motor Mount: 1x13mm

Recovery:

Stages: 1

Length: 8.5"

Diameter: 0.541"

Span:

Weight: 0.42 oz



Mfg. Description: Military styling, fiber fins, and three-color decal make this a fine addition to any model rocket collection. Mini-engine flights are out of sight! (Estes 1986 Catalog)

Catalog Liveries



1986



1987



1989



1990



1993



1995



1996

Face Card(s)



Also of interest:

9 9 8



Hercules (#1377)

MODEL NAME: **Hercules**

Also known as:

NUMBER: #1377

Introduced: 1982

Final Year: 1995

Designer:

Type: Sport, Payload, 2 Stage

Motor Mount: 1x18mm/1x18mm

Recovery: Tumble/Parachute

Stages: 2

Length: 21.6"

Diameter: 0.976"

Span:

Weight: 1.84 oz



Mfg. Description: Clear payload section highlights this two-stager. Sleek design that can be flown as a single or two-stage model. Flights over 2500 ft.! (Estes 1982 Catalog)

Catalog Liveries



1982



1983



1984



1985



1986



1989



1990



1993



1994



1995

Face Card(s)



Also of interest:

1 0 0 0



Hi-Flier (#2178)

MODEL NAME: **Hi-Flier**

Also known as:

NUMBER: #2178

Introduced: 2003

Final Year:

Designer:

Type: Sport

Motor Mount: 1x18mm

Recovery: Streamer

Stages: 1

Length: 12 in. (30.5 cm)

Diameter: 0.74 in. (19 mm)

Span:

Weight: 0.82 oz. (23.2 g)

Mfg. Description: How high will a High-Flier go? The answer is OUTTA SIGHT!! No one knows for sure. Or maybe you do?

The Estes Hi-Flier is an ultra high performance model rocket with tons of attitude. Be sure and keep your eye on this stream-lined missile as it climbs to amazing heights over 1,600 feet, (OK we told you) and recovers with a fluorescent orange streamer. Watch it climb and climb and climb and...well, you get the idea! (Estes 2011 Web Ad)

Catalog Liveries



2003



2004



2005



2006



2007



2008



2010

Web Liveries



2011

Face Card(s)



Also of interest:
1002



Hi Flier XL (#3226)

MODEL NAME: **Hi Flier XL** *Also known as:*

NUMBER: #3226

Introduced: 2012

Final Year:

Designer:

Type: Sport, Upscale

Motor Mount: 1x24mm

Recovery: Parachute

Stages: 1

Length: 31 in. (78.7 cm)

Diameter: 1.64 in. (42 mm)

Span:

Weight: 3.5 oz. (99.2 g)

Mfg. Description: The name says it all! A sleek sport rocket standing over 30 inches tall, the Hi-Flier XL is an upsized replica of the #1 selling 2178 Hi-Flier. This rocket can heights over 1300 amazing feet.

The Hi-Flier XL flies on C11, D and *E engines and a bright 18 inch parachute brings it back to earth. Plan to fly this one again and again! (Estes 2012 Web Ad)

Editorial Note:

Catalog Liveries



2012



Web Liveries



Face Card(s)





Instruction Header



Also of interest: Estes Hi Flier Family

Honest John (K-27 or #1227)



MODEL NAME: **Honest John**

Also known as:

NUMBER: K-27 or #1227

Introduced: 1966

Final Year: 1979

Designer:

Type: Scale

Motor Mount: 1x18mm

Recovery: Parachute

Stages: 1

Length: 13.75"

Diameter: 0.976"

Span: 4.4"

Weight: 1.19 oz



Mfg. Description: A beautiful scale model that performs with brilliance. Lifts off the launch pad fast and streaks skyward straight and true. Recommended for experienced modelers, the kit comes complete. An exciting flight model and a historic one for your display shelf. (Estes 1967 Catalog)

=====

1968 Catalog text identical to 1967 Catalog

1969 Catalog text identical to 1967 Catalog

Catalog Liveries



1967



1968



1969



1970



1971



1972



1973



1975



1976



1976 Christmas



1977

Face Card(s)



Also of interest: MGR-1 Honest John Ordnance Family

Honest John (#1919)



MODEL NAME: **Honest John** *Also known as:*

NUMBER: #1919

Introduced: 1984

Final Year: 1988

Designer:

Type: Scale

Motor Mount: 1x18mm

Recovery: Parachute

Stages: 1

Length: 19.2"

Diameter: 1.325"

Span:

Weight: 1.78 oz



Mfg. Description: An updated version of this famous U.S. Army missile. Flights to 1,000 feet.
(Estes 1984 Catalog)

Catalog Liveries



1984



1985



Web Liveries

Face Card(s)



Also of interest: MGR-1 Honest John Ordnance Family

(Maxi) Honest John (#2166)



MODEL NAME: **Honest John** *Also known as: Maxi Honest John, Maxi Brute Honest John*

NUMBER: #2166

Introduced: 2000

Final Year: 2000

Designer: Ed Brown

Type: Scale, Reissue

Motor Mount: 1x24mm

Recovery: Parachute

Stages: 1

Length:

Diameter:

Span:

Weight:

Mfg. Description:



Catalog Liveries

Web Liveries

Face Card(s)



Also of interest: MGR-1 Honest John Ordnance Family, Estes Maxi Brute Family



(Mini Brute) Hornet (TK-4 or #0804)

MODEL NAME: **Hornet**

Also known as: Mini Brute Hornet

NUMBER: TK-4 or #0804

Introduced: 1972

Final Year: 1974

Designer:

Type: Sport, Payload

Motor Mount: 1x13mm

Recovery: Parachute

Stages: 1

Length: 10.26"

Diameter: 0.767"

Span:

Weight: 0.5 oz



Mfg. Description: A Mini-Brute with a payload section for space experiments! Extra heavy duty construction. Quick change engine mount. (Estes 1972 Catalog)

Catalog Liveries



1972



1973



Web Liveries

Face Card(s)



Also of interest: Estes Mini Brute Marketing Family



Hornet (#3037)

MODEL NAME: **Hornet**

Also known as:

NUMBER: #3037

Introduced: 2010

Final Year:

Designer:

Type: Sport

Motor Mount: 1x24mm

Recovery: Parachute

Stages: 1

Length: 19.25"

Diameter: 1.33"

Span:

Weight: 2.3 oz

Mfg. Description: Back by popular demand, the Hornet is sure to be a crowd pleaser. Launched with standard engines this time around, this rocket can reach heights of 775 feet.

A high quality wood nose cone, laser cut wood fins and waterslide decals mimic the original kit. Any changes Estes made only enhanced this classic rocket.

A Skill Level 1 kit, building is straight forward with easy to follow instructions. Plan an afternoon to build and few hours to let that paint dry and before you know it, you will be on the flying field! (Estes 2011 Web Ad)

Catalog Liveries



2010



Web Liveries



2011

Face Card(s)



Also of interest: Centuri Hornet Family



Hyper Bat (#7217)

MODEL NAME: **Hyper Bat**

Also known as:

NUMBER: #7217

Introduced: 2011

Final Year:

Designer:

Type: Sport, 2 Stage

Motor Mount: 1x18mm/1x18mm

Recovery: Tumble/Parachute

Stages: 2

Length: 21.9 in. (55.6 cm)

Diameter: 0.98 in. (25 mm)

Span:

Weight: 1.8 oz. (51 g)

Mfg. Description: A sporty 2-stage sport rocket standing over 20 inches tall, the Hyper Bat is one impressive rocket. This rocket can be flown as a single stage or 2-stage and can reach out-of-sight heights of 2125 feet.

The Hyper Bat flies on standard engines and a really cool 12 inch parachute brings it back to earth. Prepare for re-launch with a new Estes engine, wadding, an igniter and igniter plug. (Estes 2012 Web Ad)

Editorial Note:

Catalog Liveries



2011



Web Liveries



2012

Face Card(s)



Instruction Header

Also of interest: Estes Bat Family



Icarus (K-77 or #1277)

MODEL NAME: **Icarus**

Also known as:

NUMBER: K-77 or #1277

Introduced: 1976

Final Year: 1983

Designer: Bill Simon

Type: Sport, Payload

Motor Mount: 1x18mm

Recovery: Parachute

Stages: 1

Length: 20.8"

Diameter: 0.976"

Span:

Weight: 1.3 oz



Mfg. Description: High altitude payload vehicle with see-through cargo section. Achieve flights of over 1,000 feet with lightweight payload. Simulated sounding rocket appearance with dual roll pattern decor and 12" parachute recovery. Plastic nose cone, die cut balsa parts, and quick release engine mount are included for rapid assembly and easy operation. (Estes 1976 Catalog)

Editorial Note:

Catalog Liveries



1976



1977



1981



1982




1983

Web Liveries

Face Card(s)

Instruction Header



Also of interest:



Interceptor (K-50 or #1250)

MODEL NAME: **Interceptor**

Also known as:

NUMBER: K-50 or #1250

Introduced: 1971

Final Year: 1981

Reissued and Withdrawn: 2008

Designer: Wayne Kellner

Type: Exotic

Motor Mount: 1x18mm

Recovery: Parachute

Stages: 1

Length: 26"

Diameter: 1.325"

Span: 7.4"

Weight: 3.85 oz

Mfg. Description: This is the spectacular model featured on the catalog cover. The most colorful and exciting Estes rocket ever! Carefully detailed plastic wing pods, nose cone and tail cone. Two huge decal sheets. (Estes 1971 Catalog)

Here's the Estes bring back that everyone has been asking for, the original Interceptor! Modern design and production technology has allowed us to improve upon an already great rocket design with the reintroduction of one of the most popular model rockets of all time! The new Interceptor retains all of the original intergalactic cruiser looks that made it a favorite for years. Our designers improved many of the parts and assembly of this classic, so sentimental rocketeers won't be disappointed! There are a number of upgrades to the original kit, including laser cut balsa fins, a highly detailed, blow molded nose cone, molded two piece wing pods, molded exhaust port and an accurately reproduced, waterslide decal set.

All these upgrades make for an exceptional building and flying experience! Towering over 2 feet tall, this new version delivers excellent flight performance on B & C engines. When flown on the recommended C engine, it's possible to blast this gorgeous rocket to heights of more than 525 feet. Be the hit at your launch site, get your Interceptor today! (Estes 2012 Web Ad)

Editorial Note:



Catalog Liveries



1971



1973



1975



1977



2008

Web Liveries



2011



Interceptor E (#1350)



MODEL NAME: **Interceptor E** *Also known as:*

NUMBER: #1350

Introduced: 2008

Final Year:

Designer: Wayne Kellner

Type: Exotic, Upscale

Motor Mount: 1x24mm

Recovery: Parachute

Stages: 1

Length: 39 in. (99 cm)

Diameter: 2 in. (51 mm)

Span: 11.25 in. (28.6 cm)

Weight: 13.5 oz. (363 g)

Mfg. Description: Super-sized at its best! Estes super-sized an already great rocket with the release of the Interceptor E. This new design retains the intergalactic cruiser look of the original, but has added many new features that make this a new classic in our line. We took the basic Interceptor from years ago, bumped up the size and added several heavy duty, molded and laser cut parts to improve assembly and durability of this mega rocket. While impressive and as large as it is, this rocket is a fairly easy build, yet still retains the classic look of its smaller brother!

The kit has many assembly upgrades to make building this impressive model easier than you might think. We have included many new features like laser cut wood fins, a highly detailed blow molded nose cone and molded plastic engine centering rings specifically designed to handle the power. We also included some nicely detailed, two piece molded wing pods, molded plastic space antennae and a super detailed plastic engine exhaust outlet. After painting, you can finish this beauty off with two sheets of upsized, accurately reproduced waterslide decals. All these upgrades make for a spectacular model rocket building and flying experience!

For size and performance, this giant is over 3 feet long and flies exceptionally well on our powerful E9-4 engine. When flown on this engine, this rocket blasts to over 450 feet. Recovery duties are handled by a rugged 24 inch preassembled nylon parachute, ensuring that your model can return safely to deliver another amazing flight. No doubt about it, this upsized classic will be the talk of any launch site! Be the envy of your rocket group, get yours today and be a part of a new legend...the Estes Interceptor E! (Estes 2012 Web Ad)

Editorial Note:



Catalog Liveries



0

2008



2010

Web Liveries



2012

Face Card(s)





Instruction Header



Also of interest: Estes Interceptor Family



(Astron) Invader (K-19 or #1219)

MODEL NAME: **Astron Invader**

Also known as: Invader

NUMBER: K-19 or #1219

Introduced: 1965

Final Year: 1967

Designer: Ron McClaren

Type: Boost Glider, Oddroc

Motor Mount: 1x18mm

Recovery: Glide

Stages: 1

Length: 11.8"

Diameter: 0.736"

Span: 8.7"

Weight: 0.89 oz



Mfg. Description: Flying Saucer? UFO? The Astron Invader is a truly unique boost glider. Recommended for the experienced modeler, the Invader gives top duration flight after flight -- fascinates spectators with its performance and appearance. Comes in kit form with complete instructions (less engines). (Estes 1966 Catalog)

Editorial Note:

Catalog Liveries



1966

Web Liveries



Face Card(s)

Instruction Header



Also of interest:



(Mini Brute) Javelin (#0815)

MODEL NAME: **Javelin**

Also known as: Mini Brute Javelin

NUMBER: #0815

Introduced: 1973

Final Year: 1984

Designer:

Type: Sport

Motor Mount: 1x13mm

Recovery: Streamer

Stages: 1

Length: 12.4"

Diameter: 0.541"

Span:

Weight: 0.34 oz



Mfg. Description: Easy to build competition design. Scale-like appearance, fantastic performance. Sounding rocket vehicle, reaches altitudes over 1,000 feet. (Estes 1973 Catalog)

Editorial Note: This rocket was part of a 2 rocket set, along with the Super Fleas, also #0815

Catalog Liveries



1973



1975



1976



1977



1978



1980



1981



1982



1983

Web Liveries

Face Card(s)

Instruction Header



Also of interest:

10 2 8



(Pro Series) Jayhawk (#2085)

MODEL NAME: **Jayhawk**

Also known as: Pro Series Jayhawk

NUMBER: #2085

Introduced: 1993

Final Year: 1996

Designer:

Type: Scale

Motor Mount: 1x24mm

Recovery: Parachute

Stages: 1

Length:

Diameter:

Span:

Weight:

Mfg. Description:

Editorial Note:



Catalog Liveries



1993

Web Liveries

Face Card(s)

Also of interest: AQM-37 Jayhawk Ordnance Family, Estes Pro Series Family

(Battlestar Galactica) Laser Torpedo (#1311)



MODEL NAME: **Laser Torpedo** *Also known as: Battlestar Galactica Laser Torpedo*

NUMBER: #1311

Introduced: 1979

Final Year: 1980

Designer:

Type: Exotic

Motor Mount: 1x18mm

Recovery: Parachute

Stages: 1

Length: 15"

Diameter: 0.976"

Span:

Weight: 1.06 oz



Mfg. Description: Envisioned by Estes designers to be the most powerful weapon carried aloft and deployed by the Colonial Viper. Especially effective against the Cylon's thermal mines placed in various forbidden stellar regions. Our version features futuristically shaped nose cone, die-cut fins, quick release engine mount, and scale-like laser weapon decals. The Laser Torpedo will reach altitudes over 800 feet with "C" type rocket engine and returns to earth via 12" recovery parachute. (Estes 1979 Catalog)

Editorial Note:

Catalog Liveries



1979

Web Liveries



Face Card(s)



Instruction Header



Also of interest: Battlestar Galactica Media Family

Little Joe II (K-30 or #1230)



MODEL NAME: **Little Joe II**

Also known as:

NUMBER: K-30 or #1230

Introduced: 1968

Final Year: 1972

Designer: Bill See

Type: Scale

Motor Mount: 1x18mm

Recovery: Parachute

Stages: 1

Length: 14.5"

Diameter: 2.217"

Span: 4.9"

Weight: 2 oz



Mfg. Description: The solid propellant rocket used for testing unmanned Apollo spacecraft under actual flying conditions.

As the first test vehicle for the Apollo mission, the contribution of Little Joe II is significant in the NASA program aimed at landing American astronauts on the moon.

This model will rank high in space history. Great for display and for flying. It is designed for great lift-off capability and stable trajectory. The command module, with launch escape structure, has its own 12" recovery chute; the booster module is returned safely by a big 24" parachute. Though detailing on the model is intricate, the Little Joe II is easy to build after you've gained experience with less complex models. Kit contains all parts and complete instructions. Engines not included. (Estes 1968 Catalog)

=====

1969 Catalog text identical to 1968 Catalog

Editorial Note:

Catalog Liveries



1968



1969



Web Liveries

Face Card(s)



Instruction Header



Also of interest: Little Joe II Launch Vehicle Family

Little Joe II (#0892)



MODEL NAME: **Little Joe II** *Also known as:*

NUMBER: #0892

Introduced: 1991

Final Year: 1992

Designer:

Type: Scale

Motor Mount:

Recovery: Parachute

Stages: 1

Length: 10.5"

Diameter: 1.54"

Span:

Weight: 1.02 oz



Mfg. Description: 1/100th scale model of launch vehicle used to test the Apollo capsule escape system. After successful testing of the escape system, the Apollo capsules and escape rocket were used in the manned flights of the Saturn space program. Our model flies to heights of 425 feet. (Estes 1991 Catalog)

Editorial Note:

Catalog Liveries



1991

Web Liveries

Face Card(s)

Also of interest: Little Joe II Launch Vehicle Family



Leviathan (#9700)

MODEL NAME: **Leviathan**

Also known as: Pro Series II Leviathan

NUMBER: #9700

Introduced: 2011

Final Year:

Designer:

Type: Sport

Motor Mount: 1x29mm

Recovery: Parachute

Stages: 1

Length: 41.5 in. (105.4 cm)

Diameter: 3 in. (7.6 cm)

Span:

Weight: 17.5 oz. (496.1 g)

Mfg. Description: Pro Series II

Fantastic is what the Leviathan is! Introduced in 2011, the Pro Series II line features "big boy" toys!

The Leviathan launches on composite motors and has through the wall fin mounting. An awesome feature to this series is the new quick release motor retention system (Motor Retainer Set - also sold separately). Though massive looking, the construction of this kit is not difficult. Building and finish work can easily be accomplished over a few days.

Sure to be a crowd pleaser, the Leviathan is just waiting to be added to your collection! (Estes 2012 Web Ad)

Editorial Note:

Catalog Liveries



2012



Web Liveries



2012

Face Card(s)

Instruction Header





Other Printed Matter



Also of interest: Estes Pro Series II Marketing Family

Little John (#0819)



MODEL NAME: **Little John**

Also known as: Mini Brute Little John

NUMBER: #0819

Introduced: 1973

Final Year: 1981

Designer:

Type: Scale

Motor Mount: 1x13mm

Recovery: Parachute

Stages: 1

Length: 14"

Diameter: 0.976"

Span:

Weight: 8.875 oz

Mfg. Description: An authentic appearance of a semi-scale model. Surface to surface military vehicle with U.S. Army decor. (Estes 1973 Catalog)

Editorial Note:

Catalog Liveries



1973



1975



1977



1978



1980




1981

Web Liveries

Face Card(s)

Instruction Header



Also of interest: MGR-3 Little John Ordnance Family, Estes Mini Brute Family

Long Tom (#3016)



MODEL NAME: **Long Tom**

Also known as:

NUMBER: #3016

Introduced: 2010

Final Year:

Designer:

Type: Sport, 2 Stage

Motor Mount: 1x18mm/1x18mm

Recovery: Tumble/Parachute

Stages: 2

Length: 33.25"

Diameter: 1.33"

Span:

Weight: 1.2 oz

Mfg. Description: A sleek 2-stage sport rocket standing over 33 inches tall, the Long Tom is one mighty impressive rocket. This rocket can be flown as a single stage or 2-stage and can reach heights of 1100 amazing feet.

The Long Tom flies on standard engines and a bright 18 inch parachute brings him back to earth. Prepare him for re-launch with a new Estes engine, wadding, an igniter and igniter plug.

A high quality wood nose cone, laser cut wood fins and waterslide decals mimic the original kit. Any changes Estes made only enhanced this classic kit. (Estes 2011 Web Ad)

Editorial Note:

Catalog Liveries



2010



Web Liveries



2011

Face Card(s)



Also of interest: Centuri Long Tom Family

Lucky Seven (#0807)



MODEL NAME: **Lucky Seven**

Also known as:

NUMBER: #0807

Introduced: 2005

Final Year: 2007

Designer:

Type: Scale

Motor Mount: 1x13mm

Recovery: Parachute

Stages: 1

Length: 7.9"

Diameter: 1.37"

Span:

Weight: 1.5 oz



Mfg. Description: The Lucky Seven is a stellar looking version of the Acceleration Engineering X Prize Competition spaceship. Blasting 200 feet in the air and powered by an Estes Mini Engine. Recovered by a colorful, fully assembled parachute. Easy Assembly. 1:50 Scale. (Estes 2005 Catalog)

Editorial Note:

Catalog Liveries



2005



2006



2007



Web Liveries

Face Card(s)

Instruction Header



Also of interest: X Prize Launch Vehicle Family, Estes X Prize Family

Mach-2 (#1379)



MODEL NAME: **Mach-2**

Also known as:

NUMBER: #1379

Introduced: 1982

Final Year: 1984

Designer:

Type: Sport

Motor Mount: 1x24mm

Recovery: Parachute

Stages: 1

Length: 25.5"

Diameter: 1.637"

Span:

Weight: 2.6"

Out
Of
Production

Mfg. Description: Experimental sounding rocket design. This bird is easy-to-assemble and mighty "D" engine powered for flights over 1,000 feet. (Estes 1982 Catalog)

Editorial Note:

Catalog Liveries



1982



1983



1984



Web Liveries

Face Card(s)

Instruction Header



Also of interest:

Magician (#2440)



MODEL NAME: **Magician**

Also known as:

NUMBER: #2440

Introduced: 2010

Final Year:

Designer:

Type: Payload

Motor Mount: 1x24mm

Recovery: Parachute

Stages: 1

Length: 33.5 in. (85 cm)

Diameter: 1.33 in. (34 mm)

Span:

Weight: 3.5 oz. (100 g)

Mfg. Description: Conjure up some special, space magic with the Magician! No tricks up anyone's sleeve here, just a super high performance payload model rocket. The talented Estes rocket shop designers have spun their magic to create an enormous, supersized payload rocket. The Magician can handle all the power you put in the motor tube to send it on a magical mystery tour of the atmospheric kind!

This sorcerer stands an impressive 33.5 inches tall and has a clear payload section. You can launch just about anything into space. Well, not quite anything, but it's sure to hold a small race car, an action figure, or whatever your imagination can dream up. If it fits into the payload section, launch it!

A Skill Level 3 rocket, this kit comes with high quality laser cut wood fins and waterslide decals. Designed to be flown on D or *E engines, this rocket will scream off the launch pad to heights over 1600 feet. Getting this illusionist back to earth is magically accomplished on a colorful preassembled 18 inch parachute. (Estes 2012 Web Ad)

Editorial Note: Not to be confused with Estes Magician (#1943)

Catalog Liveries



2010

1046



Web Liveries



2012

Face Card(s)





Instruction Header



Also of interest:



Magnum (#2032)

MODEL NAME: **Magnum**

Also known as:

NUMBER: #2032

Introduced: 1990

Final Year: 1994

Designer:

Type: 2 Stage, Payload

Motor Mount: 1x24mm/1x18mm

Recovery: Tumble/Parachute

Stages: 2

Length: 34.625"

Diameter: 1.637"

Span:

Weight: 4.17 oz

Out
Of
Production

Mfg. Description: Big, challenging rocket with clear payload bay for cargo features "D" powered booster stage and regular engine upper stage. Launch to altitudes approaching 1/4 mile. Rocket and cargo return safely with giant 24" parachute. A 3/16" dia. Maxi Rod (#2244) is required for launch. (Estes 1990 Catalog)

Editorial Note:

Catalog Liveries



1990



1992



1993



1994



Web Liveries

Face Card(s)

Instruction Header



Also of interest:



(Astron) Mark (K-2 or #1202)

MODEL NAME: **Astron Mark** *Also known as: Mark*

NUMBER: K-2 or #1202

Introduced: 1961

Final Year: 1971

Designer: G. Harry Stine

Type: Sport

Motor Mount: 1x18mm

Recovery: Streamer

Stages: 1

Length: 9.12"

Diameter: 0.765"

Span:

Weight: 0.65 oz



Mfg. Description: The Astron Mark is excellent for the beginner in model rocketry. This kit is easy to build, and acquaints the rocketeer with the methods of streamer recovery. Ideal for demonstrations and sport flying. (Estes 1961 Catalog)

=====

1963 Catalog text identical to 1961 Catalog

=====

An excellent bird for novice or experienced rocketeer. Easy to build, ideal for sport and demonstration flying, the Astron Mark gives top notch performance. Kit comes complete with all parts and instructions (but no engines). (Estes 1964 Catalog)

=====

1966 Catalog text identical to 1964 Catalog

1967 Catalog text identical to 1964 Catalog

1968 Catalog text identical to 1964 Catalog

1969 Catalog text identical to 1964 Catalog

Editorial Note:

Catalog Liveries



1961



1963



1964



1966



1967



1968



1969



1970



1971



Web Liveries

Face Card(s)



Instruction Header



Also of interest: Estes Mark Family

(Astron) Mark II (K-2A or #1202)



MODEL NAME: **Mark II**

Also known as: Astron Mark II

NUMBER: K-2A or #1202

Introduced: 1971

Final Year: 1984

Designer: Larry Renger

Type: Sport

Motor Mount: 1x18mm

Recovery: Streamer

Stages: 1

Length: 9.1"

Diameter: 0.765"

Span:

Weight: 0.7 oz



Mfg. Description: Ideal for sport or competition flying. Top-notch performance every time.
(Estes 1972 Catalog)

Editorial Note:

Catalog Liveries



1972



1973



1975



1977



1981

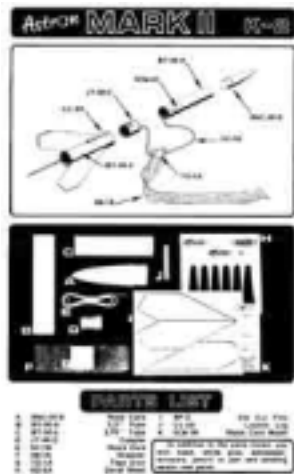


1983

Web Liveries

Face Card(s)

Instruction Header



Also of interest: Estes Mark Family

Mars Lander (K-43 or #1243)



MODEL NAME: **Mars Lander** *Also known as:*

NUMBER: K-43 or #1243

Introduced: 1969

Final Year: 1983

Designer: Wayne Kellner

Type: Exotic

Motor Mount: 1x18mm

Recovery: Parachute

Stages: 1

Length: 12"

Diameter: 3.8"

Span: 13.2"

Weight: 3 oz



Mfg. Description: Authentic, forward-looking concept in planetary exploration vehicles. (Estes 1969 Catalog)

Editorial Note:

Catalog Liveries



1969



1970



1971



1972



1973



1975



1976



1977



1978



1981



1982



1983

Web Liveries

Face Card(s)

Instruction Header



Also of interest:

10 5 8



Mars Snooper (K-20 or #1220)

MODEL NAME: **Mars Snooper**

Also known as:

NUMBER: K-20 or #1220

Introduced: 1965

Final Year: 1974

Designer: Gene Street

Type: Exotic

Motor Mount: 1x18mm

Recovery: Parachute

Stages: 1

Length: 21.7"

Diameter: 0.95"

Span:

Weight: 2.2 oz



Mfg. Description: A truly different model rocket, the Mars Snooper combines interesting appearance with reliable performance - makes an excellent model for demonstration flying and display. Features payload section and 18" parachute, pre-cut fins for easier assembly. Recommended for the careful modeler, the Mars Snooper kit comes with all parts and detailed instructions (but no engines). (Estes 1966 Catalog)

=====

1967 Catalog text identical to 1966 Catalog

1968 Catalog text identical to 1966 Catalog

1969 Catalog text identical to 1966 Catalog

Editorial Note:

Catalog Liveries



1966



1967



1968



1969




1970



1971



1972



1973

Face Card(s)



Instruction Header



Also of interest: Estes Mars Snooper Family
1060



Mars Snooper (#2063)

MODEL NAME: **Mars Snooper**

Also known as: Collector's Series Mars Snooper

NUMBER: #2063

Introduced: 1992

Final Year: 1992

Designer: Gene Street

Type: Exotic

Motor Mount: 1x18mm

Recovery: Parachute

Stages: 1

Length: 21.7"

Diameter: 0.95"

Span:

Weight: 2.2 oz



Mfg. Description: Limited edition flying model rocket with display stand and written history. Introduced into the Estes line as a fantasy demonstration rocket. (Estes 1992 Catalog)

Editorial Note:

Catalog Liveries



1992

Web Liveries

Face Card(s)

Instruction Header

Also of interest: Estes Mars Snooper Family, Estes Collector's Series Family

Mars Snooper II (K-20 or #1220)



MODEL NAME: **Mars Snooper II**

Also known as: Astron Mars Snooper II

NUMBER: K-20 or #1220

Introduced: 1975

Final Year: 1980

Designer: Gene Street

Type: Exotic

Motor Mount: 1x18mm

Recovery: Parachute

Stages: 1

Length: 22.3"

Diameter: 0.976"

Span:

Weight: 2.3 oz



Mfg. Description: Looks like a real spaceship. Futuristic decor, advanced styling, and simulated touch down pads give it a real science-fiction appearance. Eye-catching flights with big 18" parachute recovery. Includes die-cut parts, kit decals, and quick release engine mount. (Estes 1975 Catalog)

Editorial Note: It seems that when Estes modified their original Mars Snooper in 1975, they kept the same item number and K number as the original but did modify the name.

Catalog Liveries



1975



1976




1977



Web Liveries

Face Card(s)



Instruction Header



Also of interest: Estes Mars Snooper Family

Maxi Alpha (#1291)



MODEL NAME: Maxi Alpha *Also known as:*

NUMBER: #1291

Introduced: 1977

Final Year: 1980

Designer:

Type: Sport, Upscale

Motor Mount: 1x24mm

Recovery: Parachute

Stages: 1

Length: 33.2"

Diameter: 2.6"

Span:

Weight: 6.17 oz



Mfg. Description: Giant scale version of our most popular rocket, the Alpha. Great for demonstrations and slow, realistic lift-offs and dramatic 24" chute recovery. Flights up to 500 feet with "D" engine. Comes with die cut balsa fins, molded plastic nose cone, quick release engine mount and huge decal. Assembles in approximately 30 minutes. Perfect launch vehicle for one, two or three Firefly gliders. (Estes 1977 Catalog)

Catalog Liveries



1977



1979

Web Liveries



Face Card(s)



Also of interest: Estes Alpha Family

Maxi Alpha 3 (#1321)



MODEL NAME: **Maxi Alpha 3** *Also known as:*

NUMBER: #1321

Introduced: 1979

Final Year: 1985

Designer: Bruce Paton, Keith Niskern

Type: Sport

Motor Mount: 1x24mm

Recovery: Parachute

Stages: 1

Length: 33.25"

Diameter: 2.6"


Span:

Weight: 7.4 oz



Mfg. Description: Very easy-to-assemble giant scale version of one of our most popular kits. Can be ready to launch in approximately 30 minutes. Features new press-fit plastic fin unit plus plastic nose cone. "D" engine power for truly spectacular flights up to 500 feet. Perfect for demonstrations. Really dramatic recovery via huge 24" parachute. Nose cone, fin unit and body tube are all pre-colored. No painting required! Includes big kit decals and quick release engine mount too! A 3/16" launch rod is recommended for lift off. (Estes 1979 Catalog)

Catalog Liveries




1979



1981



1983



1985

Web Liveries

Face Card(s)

1066

Also of interest:



Maxi Alpha 3 (#1903)

MODEL NAME: **Maxi Alpha 3** *Also known as:*

NUMBER: #1903

Introduced: 2011

Final Year:

Designer:

Type: Sport

Motor Mount: 1x24mm

Recovery: Parachute

Stages: 1

Length: 33.25 in. (84.5 cm)

Diameter: 2.6 in. (66 mm)

Span:

Weight: 6.6 oz. (187 g)

Mfg. Description: D & E engine power at its finest! Powered by a D12-3, *E9-4 or an *E9-6, the Maxi Alpha 3 can reach heights of 700 feet! That's pretty amazing for a rocket that weighs over 6 ounces yet is fairly simple to build.

It might take an afternoon of your time but then it's off to the flying field to have some fun!
(Estes 2011 Web Ad)

Catalog Liveries



2011



Web Liveries



2011

Face Card(s)



Also of interest:



Maxi-Brute V-2 (#1952)

MODEL NAME: **Maxi-Brute V-2**

Also known as:

NUMBER: #1962

Introduced: 2002

Final Year: 2004

Designer:

Type: Scale

Motor Mount: 1x24mm

Recovery: Parachute

Stages: 1

Length: 33.5"

Diameter: 3.94"

Span:

Weight: 12.05 oz



Mfg. Description: Beautiful 1/19th scale model of a German ground-to-ground ballistic missile. Comes with blow molded nose cone and tail cone and vacuum formed fins. (Estes 2002 Catalog)

Editorial Note:

Catalog Liveries



2002

Web Liveries

Face Card(s)

Instruction Header

Also of interest: V-2 Ordnance Family, V-2 Launch Vehicle Family, Estes Maxi Brute Marketing Family

Maxi Honest John (#1269)



MODEL NAME: **Maxi Honest John** Also known as: Maxi Brute Honest John, Honest John

NUMBER: #1269

Introduced: 1975, also 1993 for one year

Final Year: 1983

Designer: Ed Brown

Type: Scale

Motor Mount: 1x24mm

Recovery: Parachute

Stages: 1

Length: 37"

Diameter: 2.6"

Span:

Weight: 14 oz



Mfg. Description: Our newest Maxi-Brute is a 1/9 scale model of the famous U.S. Army surface-to-surface, supersonic ballistic missile. Lists as a 762mm, very heavy field artillery rocket, the real M31 series Honest John follows a free flight trajectory similar to that of an artillery shell. First developed as a JATO booster for other missiles, the motor had such tremendous thrust that a warhead and fins were added to make it a separate rocket. Completely mobile, the Honest John can be carried by and fired from a regulation Army truck. A small team of only five or six men is required for handling and launching. Employing a solid fuel rocket motor, it has high reliability coupled with great accuracy over a range of 15 to 30 miles. Producing a thrust of 90,950 lbs it travels at speeds of mach 1.5 and is capable of delivering a nuclear or high explosive warhead. Spin motors provide initial stabilization at liftoff. One of the main stays of the Army's tactical atomic weapons system, the Honest John has been operation with US Pentomic airborne and infantry divisions and overseas with our NATO forces.

Our new, highly detailed version of this well known rocket uses single "D" engine power for truly realistic lift-offs.

Smaller diameter body should make it our best performing Maxi. Comes with pre-shaped, accurately scaled fins and molded plastic nose cone, plus quick-release engine mount and additional scale data. Spectacular recovery with dual 24" orange and white canopy chutes. Great for demonstrations and perfect as a display model. A 3/16" is recommended for best lift-off results. (Estes 1995 Catalog)

Catalog Liveries



1975



1976 Christmas



1977



1979



1980



1981



1982



1983



1993



Web Liveries

Face Card(s)



Also of interest: MGR-1 Honest John Ordnance Family, Estes Maxi Brute Family



Maxi Streak (#1387)

MODEL NAME: **Maxi Streak** *Also known as:*

NUMBER: #1387

Introduced: 1982

Final Year: 1984

Designer:

Type: Sport, Upscale

Motor Mount: 1x24mm

Recovery: Streamer

Stages: 1

Length: 13.1"

Diameter: 1.637"

Span:

Weight: 1.75 oz



Mfg. Description: High altitude "D" powered version of the famous Estes Streak. Delivers flights over 1300 feet and returns via huge 90" streamer recovery. (Estes 1982 Catalog)

Editorial Note:

Catalog Liveries



1982



1983



Web Liveries

Face Card(s)



Instruction Header



Also of interest: Estes Streak Family



Maxi V-2 (K-67 or #1267)

MODEL NAME: **Maxi V-2**

Also known as: Maxi Brute V2

NUMBER: K-67 or #1267

Introduced: 1974

Motor Mount: 1x24mm

Final Year: 1981

Designer: Wayne Kellner

Type: Scale

Recovery: Parachute

Stages: 1

Length: 33.5"

Diameter: 3.938"

Span:

Weight: 12.5 oz.



Mfg. Description: This new giant scale model is a replica of the ground-to-ground ballistic missile developed at Peenemunde before and during World War II. The United States captured many of these rockets during World War II and used them as test vehicles at White Sands during the late 1940s and early 1950s. The last V-2 firing was made at the White Sands Proving Ground in December, 1952. (Estes 1974 Catalog)

Catalog Liveries



1974



1977

Web Liveries

Face Card(s)

Also of interest: Estes Maxi Brute Family, All V2 Families

Mean Machine (#1295)



MODEL NAME: **Mean Machine**

Also known as:

NUMBER: #1295

Introduced: 1978

Final Year:

Designer: Mike Dorffler

Type: Sport

Motor Mount: 1x24mm

Recovery: Parachute

Stages: 1

Length: 76.75"

Diameter: 1.637"

Span:

Weight: 5.8 oz

Mfg. Description: Tallest rocket in the Estes fleet. Over 6 feet long with giant 24" parachute recovery. "D" engine powered for spectacular flights over 800 feet. Easily assembled with die cut balsa fins, quick release engine mount and plastic nose cone. Huge "kit name" decal adds the finishing touch for a really great looking bird. (Estes 1978 Catalog)

Editorial Note:

Catalog Liveries



1978



1981



1983



1985



1986



1989



1993



1995



1996



1998



2001



2002



2003



2004



2007



2008



2010

Web Liveries



2012



Face Card(s)



Instruction Header



Also of interest: Estes Mean Machine Family



Mega Mosquito (#1335)

MODEL NAME: **Mega Mosquito** *Also known as:*

NUMBER: #1335

Introduced: 2011

Final Year:

Designer: Bill Simon

Type: Sport, Upscale

Motor Mount: 1x24mm

Recovery: Parachute

Stages: 1

Length: 18.6 in. (47.2 cm)

Diameter: 2.6 in. (66 mm)

Span:

Weight: 5.2 oz. (147.4 g)

Mfg. Description: D & E engine power and mini engine power too! Powered by a D12-3, D12-5, E9-4 or an E9-6, the Mega Mosquito (Skill Level 2) can reach heights of 750 feet! That's pretty amazing for a rocket that weighs over 5 ounces yet is simple to build.

And let's not forget about the BONUS Mosquito (Skill Level 1) included. That's the mini engine power of the kit. Standing just 3.8" tall, the Mosquito will go 800 feet high!

It might take an afternoon of your time but then it's off to the flying field to "double" your fun! (Estes 2012 Web Ad)

Editorial Note: The 2011 Catalog image appears to be of the standard Mosquito instead of the Mega Mosquito.

Catalog Liveries



2011



Web Liveries



2012

Face Card(s)



Instruction Header

Also of interest: Estes Mosquito Family



Menace (#2173)

MODEL NAME: **Menace**

Also known as:

NUMBER: #2173

Introduced: 2001

Final Year: 2002

Designer:

Type: Pseudo Scale

Motor Mount: 1x18mm

Recovery: Parachute

Stages: 1

Length: 18"

Diameter: 1.64"

Span:

Weight: 2.6 oz



Mfg. Description: The Menace is a great defender of freedom. This ground-to-air missile is definitely a menace to its target. Protect the skies with the Menace! (Estes 2002 Catalog)

Editorial Note:

Catalog Liveries



2001



2002



Web Liveries

Face Card(s)

Instruction Header



Also of interest:



Mercury Atlas (#2111)

MODEL NAME: **Mercury Atlas**

Also known as:

NUMBER: #2111

Introduced: 1995

Final Year: 1998

Designer:

Type: Scale

Motor Mount: 1x24mm

Recovery: Parachute

Stages: 1

Length: 33"

Diameter: 3.4"

Span:

Weight: 7.8 oz




Mfg. Description: The Mercury Atlas, a never before produced flying scale model. This 33 inch tall scale model features a wealth of intricate detail created in injection and vacuum formed plastic. (Estes 1995 Catalog)

Editorial Note:

Catalog Liveries



1995



1998

Web Liveries



Face Card(s)

Instruction Header



Also of interest: Mercury Atlas Launch Vehicle Family



Mercury Redstone (K-41 or #1241)

MODEL NAME: **Mercury Redstone**

Also known as:

NUMBER: K-41 or #1241

Introduced: 1969

Final Year: 1981

Designer: Gene Street

Type: Scale

Motor Mount:

Recovery: Parachute

Stages: 1

Length: 23.5"

Diameter: 1.637"

Span:

Weight: 2.1 oz



Mfg. Description: A beautiful rocket to thrill even the most advanced rocketeer. The Mercury Redstone is an exact scale model of the vehicle that boosted Commander Alan Shepard on America's first manned space flight. Scaled at 1 to 42, the model is accurately detailed and includes a complete decal sheet. Although it requires care and precision in construction, the completed model will become one of your favorite rockets. Kit comes complete with all parts and instructions. (Estes 1969 Catalog)

Editorial Note:

Catalog Liveries



1969



1970



1971



1972



1973



1975



1977



1978



1981

Web Liveries

Face Card(s)

Also of interest: Mercury Redstone Launch Vehicle Family



Mercury Redstone (#1921)

MODEL NAME: **Mercury Redstone**

Also known as:

NUMBER: #1921

Introduced: 1984

Final Year: 1990

Designer:

Type: Scale

Motor Mount:

Recovery: Parachute

Stages: 1

Length: 28.75"

Diameter: 2.04"

Span:

Weight: 3.0 oz



Mfg. Description: Historical 1/35 scale model of the Mercury sub-orbital rocket used to launch Alan Shepard into space flight May 5, 1961. Authentic detailing includes large decal and injection molded mercury capsule and tower. Rocket and capsule each return to Earth via 12" chute recovery. (Estes 1984 Catalog)

Editorial Note:

Catalog Liveries



1984



1985



1986



Web Liveries

Face Card(s)



Also of interest: Mercury Redstone Launch Vehicle Family



Metalizer (#2168)

MODEL NAME: **Metalizer**

Also known as:

NUMBER: #2168

Introduced: 2007

Final Year:

Designer:

Type: Sport

Motor Mount: 1x18mm

Recovery: Parachute

Stages: 1

Length: 22.5 in. (57.2 cm)

Diameter: 1.35 in. (34 mm)

Span:

Weight: 2.4 oz. (68 g)

Mfg. Description: You'll need protection from UV rays when the Metalizer streaks upward! If you want a rocket that's easy to spot while streaking skyward, the Metalizer is the one for you.

This Estes E2X - Easy to Assemble kit has just a few easy parts to glue together.

You'll be on the flying field in about an hour. The super cool, chrome looking body tube is matched up with a radically shaped, chromed fin set and super slick nose cone to create the ultimate silver bullet! It makes a smooth landing with its bright-colored 12 inch preassembled parachute. Bring your shades because you're going to need them when launching the Metalizer! (Estes 2012 Web Ad)

Editorial Note:

Catalog Liveries



2007



2008



2010



Web Liveries



2012

Face Card(s)



Instruction Header





Micron (#0876)

MODEL NAME: **Micron**

Also known as:

NUMBER: #0876

Introduced: 1989

Final Year: 1991

Designer:

Type: Sport

Motor Mount: 1x13mm

Recovery: Streamer

Stages: 1

Length: 8.25"

Diameter: 0.736"

Span:

Weight: 0.50 oz



Mfg. Description: This little rocket has all the extras. Powered by Mini-Engines, Micron delivers great flights and returns to earth via streamer recovery. (Estes 1989 Catalog)

Editorial Note:

Catalog Liveries



1989



1990

Web Liveries



Face Card(s)



Instruction Header



Also of interest:



(Astron) Midget (K-40 or #1240)

MODEL NAME: **Astron Midget**

Also known as: Midget

NUMBER: K-40 or #1240

Introduced: 1969

Final Year: 1973

Designer: Bill Simon

Type: Sport, 2 Stage

Motor Mount: 1x18mm/1x18mm

Recovery: Tumble/Parachute

Stages: 2

Length: 9.25"

Diameter: 0.976"

Span:

Weight: 0.56 oz



Mfg. Description: No midget in performance, this unique 2 stage rocket is designed to get the most out of smaller series III engines. Graceful in flight and fast at liftoff, the Astron Midget is an exciting design to fly. Upper stage features chute recovery while booster flutters gently back to earth. Kit contains all parts and instructions (less engines). (Estes 1969 Catalog)

Editorial Note: This is the original Midget and used short 18mm motors. It was replaced by TK-40 which used 13mm motors.

Catalog Liveries



1969



1970



1971

Web Liveries



Face Card(s)

Instruction Header



Also of interest: Estes Midget Family



Midget (TK-40 or #0840)

MODEL NAME: **Midget**

Also known as:

NUMBER: TK-40 or #0840

Introduced: 1972

Final Year: 1973

Designer: Bill Simon

Type: Sport, 2 Stage

Motor Mount: 1x13mm/1x13mm

Recovery: Tumble/Parachute

Stages: 2

Length: 8.6"

Diameter: 0.736"

Span:

Weight: 0.4 oz



Mfg. Description: No midget in performance, this unique two-stage rocket gets the most out of the mini-engines. Graceful flight, fast take-off. Parachute for upper stage. Booster tumbles down. (Estes 1972 Catalog)

Editorial Note: This version of the Midget replaced the 18mm “shortie” motors of the original (K-40) with 13mm motors.

Catalog Liveries



1972



1973

Face Card(s)

Instruction Header

Also of interest: Estes Midget Family, Estes Mini Brute Family

Mini Bertha (TK-3 or #0803)



MODEL NAME: **Mini Bertha**

Also known as:

NUMBER: TK-3 or #0803

Introduced: 1971

Final Year: 1982

Designer:

Type: Sport, Downscale

Motor Mount: 1x13mm

Recovery: Parachute

Stages: 1

Length: 11.25"

Diameter: 0.736"

Span:

Weight: 0.484 oz



Mfg. Description: The really tough Mini Brute. Parachute recovery with colorful 8" plastic chute. Two color decal sheets. Balsa and paper construction. (Estes 1971 Fall Catalog)

Catalog Liveries



1971 (fall)



1972



1973



1975



1977



1981

Web Liveries

Face Card(s)

Also of interest: Estes Big Bertha



Mini Bomarc (TK-5 or #0805)

MODEL NAME: **Mini Bomarc**

Also known as:

NUMBER: TK-5 or #0805

Introduced: 1972

Final Year: 1980

Designer: Larry Renger

Type: Scale

Motor Mount: 1x13mm

Recovery: parachute

Stages: 1

Length: 11.75"

Diameter: 0.736"

Span: 4.5"

Weight: 1 oz

Mfg. Description: Famous flying scale model. Authentic full color decals for Canadian Air Force decor. Die cut and pre-printed fins. (Estes 1972 Catalog)

Catalog Liveries



1972



1973



1977

Web Liveries

Face Card(s)

Also of interest: CIM-10 Bomarc Ordnance Family, Estes Mini Brute Family

Mini Cobra (#0898)



MODEL NAME: **Mini Cobra**

Also known as:

NUMBER: #0898

Introduced: 1992

Final Year: 1996

Designer:

Type: Sport, 2 Stage

Motor Mount: 1x13mm/1x13mm

Recovery: Tumble/?

Stages: 2

Length: 10"

Diameter: 0.544"

Span:

Weight: 0.47 oz



Mfg. Description: Super high performance two-stage mini sport rocket. (Estes 1992 Catalog)

Editorial Note:

Catalog Liveries



1992



1993



1995

Web Liveries



Instruction Header



Also of interest:

Mini Honest John (#2446)



MODEL NAME: **Mini Honest John** *Also known as:*

NUMBER: #2446

Introduced: 2011

Final Year:

Designer:

Type: Scale

Motor Mount: 1x13mm

Recovery: Parachute

Stages: 1

Length: 11.75 in. (29.8 cm)

Diameter: 0.98 in. (25 mm)

Span:

Weight: 1.2 oz. (34 g)

Mfg. Description: Mini engine powered, this sport scaled model of a U.S. battle field artillery missile features a detailed molded nose cone and balsa fins. Although simple in construction the resulting model features plenty of detail that you will be proud to display. (Estes 2011 Web Ad)

Catalog Liveries



2011



Web Liveries



2011

Face Card(s)



Also of interest: MGR-1 Honest John Ordnance Family

Mini Max (#2445)



MODEL NAME: **Mini Max**

Also known as:

NUMBER: #2445

Introduced: 2010

Final Year:

Designer:

Type: Sport, Downscale

Motor Mount: 1x13mm

Recovery: Streamer

Stages: 1

Length: 9.75 in. (24.8 cm)

Diameter: 0.98 in. (25 mm)

Span:

Weight: 1.3 oz. (37 g)

Mfg. Description: You want it, we've got it! Since the Der Red Max is so extremely popular, we've created another smash hit with a smaller version of the Estes classic. Just like the Der Red Max, the Mini Max is uniquely designed. It has the same ballistic shaped nose cone and stubby fins as its bigger counterpart.

Standing almost 10 inches tall, this miniature version definitely has a personality all its own! Powered by Estes mini engines, it can reach amazing heights of 400 feet. After its aerial assault, recovery is accomplished with a high-viz streamer.

The new Mini Max has all the great looks of the classic version, right down to the really cool skull and crossbones decals. Like many of our new and classic kits, the Mini features a wood nose cone, laser cut wood fins and waterslide decals. (Estes 2011 Web Ad)

Catalog Liveries



2010




.Web Liveries



2011

Face Card(s)



Also of interest: Estes Der Red Max Family

Mini Mean Machine (#0865)



MODEL NAME: **Mini Mean Machine** *Also known as:*

NUMBER: #0865

Introduced: 1982

Final Year: 1990

Designer:

Type: Sport, Downscale

Motor Mount: 1x13mm

Recovery: Parachute

Stages: 1

Length: 38.5"

Diameter: 0.736"

Span:

Weight: 1.06 oz



Mfg. Description: Mini-powered version of our huge Mean Machine kit. Over 36 inches long and capable of flights over 700 feet. (Estes 1982 Catalog)

Editorial Note:

Catalog Liveries



1982



1983



1985



1989



Web Liveries

Face Card(s)



Instruction Header



Also of interest: Estes Mean Machine Family, Estes Mini Brute Family

Mini Meanie (#1202)



MODEL NAME: **Mini Meanie** *Also known as:*

NUMBER: #1202

Introduced: 2002

Final Year: 2005

Designer:

Type: Sport

Motor Mount: 1x13mm

Recovery: Streamer

Stages: 1

Length: 5.25"

Diameter: 1.0"

Span:

Weight: 0.74 oz



Mfg. Description: Get out of the way...the Mini Meanie is tearing up the sky. It soars up to 700 ft. (213 m.). The Mini Meanie comes with a colored nose cone and body halves, so no painting is required. (Estes 2002 Catalog)

Editorial Note:

Catalog Liveries



2002

Web Liveries

Face Card(s)

Instruction Header

Also of interest:

1 1 0 6



Mini Patriot (#0896)

MODEL NAME: **Mini Patriot** *Also known as:*

NUMBER: #0896

Introduced: 1992

Final Year: 1996

Designer:

Type: Scale

Motor Mount: 1x13mm

Recovery: Streamer

Stages: 1

Length: 10"

Diameter: 0.736

Span:

Weight: 0.6 oz

Out
Of
Production

Mfg. Description: Semi scale model of the Desert Storm hero. (Estes 1992 Catalog)

Editorial Note:

Catalog Liveries



1992



1993



1995



Web Liveries

Face Card(s)



Instruction Header



Also of interest: MIM-104 Patriot Ordnance Family



Mini R2-D2 (#1835)

MODEL NAME: **Mini R2-D2** *Also known as:*

NUMBER: #1835

Introduced: 1998

Final Year: 1999

Designer:

Type: Fantasy Scale, Oddroc

Motor Mount: 1x13mm

Recovery:

Stages:

Length:

Diameter:

Span:

Weight:

Mfg. Description:

Editorial Note:



Catalog Liveries

Web Liveries

Face Card(s)

Instruction Header

Also of interest: Star Wars R2-D2 Media Family

Mk-109 Stingray (#1232)



MODEL NAME: **Mk-109 Stingray**

Also known as: Launchables Stingray

NUMBER: #1232

Introduced: 2002

Final Year: 2003

Designer:

Type: Pseudo Scale

Motor Mount: 1x18mm

Recovery: Parachute

Stages: 1

Length: 16"

Diameter: 1"

Span:

Weight: 1.7 oz



Mfg. Description:

Editorial Note:

Catalog Liveries

Web Liveries

Face Card(s)



Instruction Header

Also of interest: Estes Mk-109 Stingray Family, Estes Launchables Marketing Family



Mk-109 Stingray (#2131)

MODEL NAME: **Mk-109 Stingray**

Also known as:

NUMBER: #2131

Introduced: 1997

Final Year: 2002

Designer:

Type: Pseudo Scale

Motor Mount: 1x18mm

Recovery: Parachute

Stages: 1

Length: 16"

Diameter: 1"

Span:

Weight: 1.7 oz



Mfg. Description: If Estes built missiles for the military, the Stingray would be in their arsenal! Of course the Estes rocket would be parachute recovered... and able to fly over and over again. (At considerably less cost than the military is used to paying!) Rockets to over 1,000 feet! (Estes 1997 Catalog)

Editorial Note:

Catalog Liveries



1997



1998



2000



2002

Web Liveries



Face Card(s)



Instruction Header

Also of interest: Estes Mk-109 Stingray Family



Monarch (#2172)

MODEL NAME: **Monarch**

Also known as:

NUMBER: #2172

Introduced: 2001

Final Year: 2004

Designer:

Type: Sport

Motor Mount: 1x18mm

Recovery: Parachute

Stages: 1

Length: 17.25"

Diameter: 0.98"

Span:

Weight: 1.8 oz



Mfg. Description: The Monarch has a unique fin configuration that gives extra stability in flight. This regal rocket flies over 1200 feet. (Estes 2002 Catalog)

Editorial Note:

Catalog Liveries



2001



2002



2003




2004

Web Liveries



Face Card(s)

Instruction Header



Also of interest:



Monarch (#7214)

MODEL NAME: **Monarch**

Also known as:

NUMBER: #7214

Introduced: 2010

Final Year:

Designer:

Type: Sport

Motor Mount: 1x18mm

Recovery: Parachute

Stages: 1

Length: 22.5 in. (57.1 cm)

Diameter: 1.33 in. (34 mm)

Span:

Weight: 2.4 oz. (68 g)

Mfg. Description: Another great addition to the Estes line. The Monarch is a Skill level 1 kit that definitely has the beginner in mind. A simple to build kit, yet an impressive kit, the serious rocketeer will want to add to their collection.

Standing over 22 inches tall, this rocket can reach 700 feet on standard Estes engines. A preassembled 12 inch parachute returns this rocket back to earth. Repack the parachute, grab a new engine, wadding, igniter and igniter plug and you are ready to blast off again! (Estes 2012 Web Ad)

Editorial Note:

Catalog Liveries



2010



Web Liveries




2012

Face Card(s)



Instruction Header



1116



Mongoose (#2092)

MODEL NAME: **Mongoose**

Also known as:

NUMBER: #2092

Introduced: 1994

Final Year:

Designer:

Type: Sport, 2 Stage

Motor Mount: 1x18mm/1x18mm

Recovery: Tumble/Parachute

Stages: 2

Length: 26.5 in. (67.3 cm)

Diameter: 0.98 in. (25 mm)

Span:

Weight: 2.3 oz. (65.2 g)

Mfg. Description: The Estes Mongoose is the perfect first time building and flying experience for a newbie who wants to try their hand at flying a two stage rocket.

A two stage rocket has two sections of the rocket with the engines stacked or staged one on top of the other. The lower or first stage contains a booster engine that kicks the rocket off the launch pad, and the upper or second stage has a standard engine inserted into it for extreme flight altitude.

Recovery is usually by parachute or streamer. The action is always hot when flying a staged rocket! The Mongoose can be flown as a single stage rocket or add a booster engine and watch this beast soar to astonishing heights of over 1,800 feet.

Standing over 26 inches tall, this highflying rocket will descend back to earth on a colorful preassembled parachute. (Estes 2012 Web Ad)

Editorial Note:

Catalog Liveries



1994



1995



1998



2000



2001



2002



2003



2004



2005



2008



2010

Web Liveries



2112

Face Card(s)



1118



Instruction Header



Also of interest:

Moon Mutt (#1476)



MODEL NAME: **Moon Mutt** *Also known as:*

NUMBER: #1476

Introduced: 2009

Final Year:

Designer:

Type: Sport

Motor Mount: 1x13mm

Recovery: Streamer

Stages: 1

Length: 10"

Diameter: 0.74"

Span:

Weight: 0.65 oz

Mfg. Description: E2X - Easy to Assemble

The Estes Moon Mutt Launch Set is the perfect rocket set for the first time rocketeer. The 10 inch Moon Mutt rocket is a mini engine powered rocket that's easy to make and big on performance. Assembly takes about an hour and you can customize this cool-looking rocket with markers or the supplied decals. The Moon Mutt Launch Set is an ideal activity for the whole family to enjoy on a day at the park. Don't let the size of this space puppy fool you! When powered with Estes mini engines, this cosmic hot dog can reach heights over 200 feet. Recovery is a bright orange streamer. The entire family can have a great time launching this high flying mini rocket. Moon Mutt...fun for everyone! Color of product may vary.

LAUNCH SYSTEM includes Electron Beam Launch Controller and Mini Launch Pad.
(Estes 2012 Web Ad)

Editorial Note: EX2 Launch Set

Catalog Liveries



2010



Web Liveries



2012

Face Card(s)



Instruction Header



Mosquito (TK-1 or #0801)



MODEL NAME: **Mosquito** *Also known as:*

NUMBER: TK-1 or #0801

Introduced: 1971

Final Year: 2002

Designer: Bill Simon

Type: Sport

Motor Mount: 113mm

Recovery: Tumble

Stages: 1

Length: 3.5"

Diameter: 0.541"

Span:

Weight: 0.1 oz



Mfg. Description: Fantastic Performance. Featherweight recovery. Balsa and paper construction. Simple spray paint decor. (Estes 1972 Catalog)

Editorial Note:

Catalog Liveries



1972



1973



1975



1977



1980



1981



1982



1983



1984



1985



1989



1993



1995



1998



2000



2001



2002

Web Liveries

Face Card(s)





Instruction Header



Also of interest: Estes Mosquito Family, Estes Mini Brute Family

Mosquito (#1335)



MODEL NAME: **Mosquito**

Also known as: Bonus Mosquito

NUMBER: #1335

Introduced: 2011

Final Year:

Designer: Bill Simon

Type: Sport

Motor Mount: 1x13mm

Recovery: Tumble

Stages: 1

Length: 3.8 in. (9.6 cm)

Diameter: 0.54 in. (14 mm)

Span:

Weight:

Mfg. Description: D & *E engine power and mini engine power too! Powered by a D12-3, D12-5, E9-4* or an E9-6*, the Mega Mosquito (Skill Level 2) can reach heights of 750 feet! That's pretty amazing for a rocket that weighs over 5 ounces yet is simple to build.

And let's not forget about the BONUS Mosquito (Skill Level 1) included. That's the mini engine power of the kit. Standing just 3.8" tall, the Mosquito will go 800 feet high!

It might take an afternoon of your time but then it's off to the flying field to "double" your fun! (Estes 2012 Web Ad)

Editorial Note: This version of the Mosquito was packaged with the Mega Mosquito, also #1335, and not available separately

Catalog Liveries



2011



Web Liveries



2012

Face Card(s)



Instruction Header

Also of interest: Estes Mosquito Family

NASA Pegasus (#1376)



MODEL NAME: **NASA Pegasus**

Also known as:

NUMBER: #1376

Introduced: 1982

Final Year: 1986

Designer:

Type: Exotic

Motor Mount: 1x18mm

Recovery: Parachute

Stages: 1

Length: 19.75"

Diameter: 1.325"

Span:

Weight: 2.36 oz

Out
Of
Production


Mfg. Description: Medium range research craft for NASA after the Space Shuttle. Flies over 850 feet. (Estes 1982 Catalog)

Editorial Note:

Catalog Liveries



1982



1983



1985



Web Liveries

Face Card(s)



Instruction Header



Also of interest: Estes NASA Pegasus Family

National Aerospace Plane (#2037)

MODEL NAME: **National Aerospace Plane**

Also known as:

NUMBER: #2037

Introduced: 1990

Final Year: 1994

Designer:

Type: Exotic

Motor Mount: 1x18mm

Recovery: Parachute

Stages: 1

Length: 26.5"

Diameter: 1.637"

Span:

Weight: 3.46 oz

**Out
Of
Production**

Mfg. Description: This model is based on a design concept of the proposed U.S. Intercontinental space flight plane. Take offs and landing would be like those of conventional jet planes. However, speeds and altitudes would increase dramatically making these planes capable of sub-orbital flights. Our model will fly to 500 feet. (Estes 1990 Catalog)

Editorial Note:

Catalog Liveries



1990



1991



1993



Web Liveries

Face Card(s)



Instruction Header



Also of interest: Estes National Aerospace Plane Family

Nemesis (#2175)



MODEL NAME: **Nemesis**

Also known as:

NUMBER: #2175

Introduced: 2001

Final Year: 2004

Designer:

Type: Sport

Motor Mount: 1x18mm

Recovery: Parachute

Stages: 1

Length: 16.25"

Diameter: 0.98"

Span:

Weight: 1.8"



Mfg. Description: One of the most feared spaceships in the galaxy! The Nemesis has destroyed hundreds of spaceships in battle! (Estes 2002 Catalog)

Editorial Note:

Catalog Liveries



2001



2002



2003



2004




Web Liveries

Face Card(s)



Instruction Header



Also of interest:

(Astron) Nighthawk (K-34 or #1234)



MODEL NAME: **Astron Nighthawk**

Also known as: Nighthawk

NUMBER: K-34 or #1234

Introduced: 1967

Final Year: 1973

Designer: Gene Street

Type: Boost Glider

Motor Mount: 1x18mm

Recovery: Parachute/Glide

Stages: 1

Length: 19.75"

Diameter:

Span: 16.25"

Weight: 1.36 oz



Mfg. Description: Swish! Straight up for hundreds of feet...

Then pop! The power pod separates and drifts down on its own parachute as the glide vehicle circles lazily against the blue sky.

Revolutionary pop-pod system is pre-programmable for perfect upwards flights. Glider portion's unique design features minimum weight and drag for long flight duration. The Nighthawk is an ideal model for duration contests, research flying and demonstrations of boost-glider operation. Recommended for the experienced rocketeer, the kit comes complete with all parts and instructions (but no engines). (Estes 1968 Catalog)

=====

1969 Catalog text identical to 1968 Catalog

Editorial Note:

Catalog Liveries



1968



1969

1 1 3 4



Web Liveries

Face Card(s)



Instruction Header



Also of interest:

Nike Ajax (#1279)



MODEL NAME: **Nike Ajax**

Also known as:

NUMBER: #1279

Introduced: 1976

Final Year: 1981

Designer: Wayne Kellner

Type: Scale

Motor Mount: 1x18mm

Recovery: Parachute

Stages: 1

Length: 31.25"

Diameter: 1.325"

Span:

Weight: 2.6 oz



Mfg. Description: The first supersonic anti-aircraft missile, the Nike Ajax, was developed to defend large cities and industrial complexes against enemy bomber attack. Actual vehicle has a range of 30 to 50 miles and an effective altitude capability of approximately 60,000 feet at a speed of more than 1500 miles per hour. Real vehicle is boosted by a solid propellant rocket which drops away at a predetermined height as a sustaining liquid propellant motor kicks in. Our 12.4:1 semi scale model comes complete with authentic U.S. Army decor and realistic detailing. Kit includes 18" parachute recovery, die cut balsa parts and a quick release engine mount. (Estes 1976 Catalog)

Editorial Note:

Catalog Liveries



1976



1977



1978



1979




1980

Web Liveries

Face Card(s)

Instruction Header



Also of interest: MIM-3 Nike Ajax Ordnance Family

Nike Apache (#1957)



MODEL NAME: **Nike Apache** *Also known as:*

NUMBER: #1957

Introduced: 1986

Final Year: 1989

Designer:

Type: Scale

Motor Mount: 1x18mm

Recovery: Parachute

Stages: 1

Length: 22.875"

Diameter: 1.325"

Span:

Weight: 1.55 oz



Mfg. Description: Scale (1 to 12.25) model of U.S. sounding rocket includes two stage appearance, three-color decal, and 12" parachute recovery. Reaches altitudes over 900 feet. (Estes 1986 Catalog)

Editorial Note:

Catalog Liveries



1986

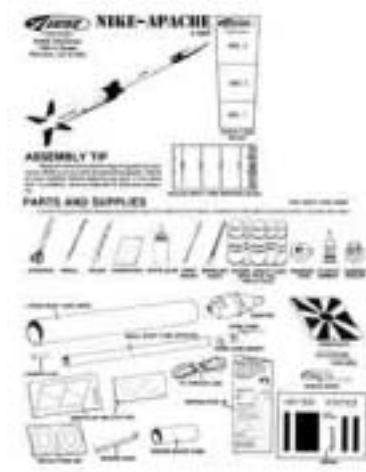


Web Liveries

Face Card(s)



Instruction Header



Also of interest: Nike Apache Sounding Rocket Family

Nike Smoke (#9704)



MODEL NAME: **Nike Smoke**

Also known as: Pro Series II Nike Smoke

NUMBER: #9704

Introduced: 2012

Final Year:

Designer:

Type: Scale

Motor Mount: 1x29mm

Recovery: Parachute

Stages: 1

Length: 41.8 in. (106.2 cm)

Diameter: 3 in. (7.6 cm)

Span:

Weight: 17.5 oz. (496.1 g)

Mfg. Description: Pro Series II

Added to the ever popular and growing Pro Series II line of model rockets, the Nike Smoke is a must have addition to your collection.

The Nike Smoke 1 to 5.5 scale model launches on composite motors and has through the wall fin mounting. An awesome feature to this series is the new quick release motor retention system (Motor Retainer Set - also sold separately). Though massive looking, the construction of this kit is not difficult. Building and finish work can easily be accomplished over a few days.

Sure to be a crowd pleaser, the Nike Smoke is a must have! (Estes 2012 Web Ad)

Editorial Note:

Catalog Liveries

Web Liveries



2012



Face Card(s)



Instruction Header



Also of interest: Nike Smoke Sounding Rocket Family, Estes Pro Series II Marketing Family

Nike-X (K-70 or #1270)



MODEL NAME: **Nike-X**

Also known as:

NUMBER: K-70 or #1270

Introduced: 1975

Final Year: 1984

Designer: Wayne Kellner

Type: Pseudo Scale

Motor Mount: 1x18mm

Recovery: Parachute

Stages: 1

Length: 23.4"

Diameter: 1.325"

Span:

Weight: 2.3 oz



Mfg. Description: Scale-like single stage model of U.S. Army's 4th generation, two stage surface-to-air interceptor missile. Nike style design with US Army decor. Great performance for really impressive flights. Easy to assemble. Realistic roll pattern decals, quick release engine mount, die cut fins and big 18" parachute. (Estes 1975 Catalog)

Editorial Note:

Catalog Liveries



1975



1977



1980



1981



1982




1983

Web Liveries

Face Card(s)

Instruction Header



Also of interest: Estes Nike-X Family

Ninja (#0882)



MODEL NAME: **Ninja**

Also known as:

NUMBER: #0882

Introduced: 1987

Final Year: 1998

Designer:

Type: Sport

Motor Mount: 1x13mm

Recovery: Streamer

Stages: 1

Length: 10.563"

Diameter: 0.736"

Span:

Weight: 0.56 oz



Mfg. Description: Dark and sleek, this model speeds to heights of over 800 feet and lands gently via brightly colored streamer. (Estes 1987 Catalog)

Editorial Note:

Catalog Liveries



1987

Web Liveries



Face Card(s)



Instruction Header



Also of interest:

Nova Payloader (#1960)



MODEL NAME: **Nova Payloader**

Also known as:

NUMBER: #1960

Introduced: 1986

Final Year:

Designer:

Type: Payload

Motor Mount: 1x18mm

Recovery: Parachute

Stages: 1

Length: 21.1 in. (53.6 cm)

Diameter: 0.98 in. (25 mm)

Span:

Weight: 1.3 oz. (38 g)

Mfg. Description: The Estes Nova Payloader rocket is an all time favorite that rocket aficionados have enjoyed building and flying for years! It's truly the number one choice of rocketeers wanting to experiment with payloads. This rocket stands over 21 inches tall and has a clear 4 inch payload section that can be filled with all sorts of fun things, from bugs to mini dolls. Launch a small action figure or try some gumballs and see how high your rocket flies. As a science experiment, see how your specimen withstands a suborbital journey.

This payload equipped rocket kit features laser cut wood fins for precision fit, a plastic nose cone, easy to apply self stick-decals and a colorful 12 inch preassembled parachute for secure landings from 1,000 feet high. The Nova Payloader is one of the easiest payload rockets to build and finish, making it perfect for the first time rocket builder! (Estes 2012 Web Ad)

Editorial Note: The Nova Payloader was first issued in 1986 and continued in production until 1998. It was reissued in 2001 and lasted until 2004 and then reissued again in 2007 and remains in production.



Catalog Liveries



1986



1992



1993



1994



1995



1998



2001



2002



2003



2004



2007



2008



2010

Web Liveries





2012

Face Card(s)





Instruction Header



Also of interest: Estes Nova Payloader Family

Odyssey (#1289)



MODEL NAME: Odyssey

Also known as:

NUMBER: #1289

Introduced: 1977

Final Year: 1982

Designer: Wayne Kellner

Type: Exotic

Motor Mount: 1x18mm

Recovery: Parachute

Stages: 1

Length: 24.1"

Diameter: 1.325"

Span:

Weight: 1.2 oz



Mfg. Description: This unique interstellar spacecraft is conceived to perform a variety of space rescue, exploratory, or intruder intercept missions. Odyssey's modular configuration permits rapid pre-launch preparation to flight status. Impulse power unit jettisons after lift-off from planetary launch site. Its two-man crew and engineering section are then accelerated to near light velocities for rendezvous and space rescue operations. Our designer's version includes die-cut balsa fins. 18" dia. recovery parachute and two-color rescue vehicle decor. Quick release engine mount and super-detailed plastic nose section complete the exotic styling of this advanced spacecraft. (Estes 1977 Catalog)

Editorial Note:

Catalog Liveries



1977



1979



1981



1982

(Astron) Omega (K-52 or #1252)



MODEL NAME: **Astron Omega**

Also known as: Omega

NUMBER: K-2 or #1252

Introduced: 1970

Final Year: 1981

Designer: Mike Dorffler

Type: Sport, Payload, 2 Stage

Motor Mount: 1x24mm/1x24mm

Recovery: Tumble/Parachute

Stages: 2

Length: 30.5"

Diameter: 1.637"

Span:

Weight: 4 oz



Mfg. Description: The ultimate in big engine performance, the two stage Astron Omega blasts off with "D" power, boosting heavy loads, such as the Cineroc to high altitudes. Use the lighter payload section for even greater altitude probes. The Omega features the simplified "pop-and-go" staging method for reliable booster separation and an 18" chute for safe recovery. Two huge and handsome decal sheets add more beauty to this bird, a relatively easy model for the experience rocketeer. (Estes 1970 Catalog)

Editorial Note:

Catalog Liveries



1970

Web Liveries



Face Card(s)



Instruction Header



Also of interest: Estes Omega Family

Optima (#2035)



MODEL NAME: **Optima**

Also known as:

NUMBER: #2035

Introduced: 1990

Final Year: 1994

Designer: Mike Dorffler

Type: Sport

Motor Mount: 1x24mm

Recovery: Parachute

Stages: 1

Length: 47.5"

Diameter: 2.6"

Span:

Weight: 8.3 oz



Mfg. Description: You may want a van to transport this monstrous rocket to the launch site! Only 1/2 an inch less than 4 feet tall and more than 3 inches around this rocket requires a Maxi Rod for launch guidance and a "D" engine for lift-off power. Recovery is via 24" parachute from altitudes of 390 feet. Kit includes chrome and metal flake pressure sensitive decals plus a large water transfer kit decal. (Estes 1990 Catalog)

Editorial Note:

Catalog Liveries



1990



1992



1993



1994




Web Liveries

Face Card(s)



Instruction Header



Also of interest: Estes Optima Family

Orbital Interceptor (#1359)



MODEL NAME: **Orbital Interceptor** *Also known as:*

NUMBER: #1359

Introduced: 1981

Final Year: 1983

Designer:

Type: Exotic

Motor Mount: 1x18mm

Recovery:

Stages: 1

Length: 17"

Diameter: 0.976"

Span:

Weight: 1.5 oz



Mfg. Description: Exotic short ranged interceptor designed for orbital patrol and larger starship escort. Spectacular flights over 1,200 feet. (Estes 1981 Catalog)

Editorial Note:

Catalog Liveries



1981

Web Liveries



Face Card(s)

Instruction Header



Also of interest: Estes Orbital Interceptor Family

Orbital Transport (K-42 or #1242)



MODEL NAME: **Orbital Transport**

Also known as:

NUMBER: K-42 or #1242

Introduced: 1969

Final Year: 1985

Designer: Wayne Kellner

Type: Exotic, Boost Glider

Motor Mount: 1x18mm

Recovery: Glide/Parachute

Stages: 1

Length: 23"

Diameter: 0.976"

Span: 7.9"

Weight: 2.5 oz



Mfg. Description: Spectacular in flight and a true show model on the ground, the Orbital Transport is the launch vehicle of the 80's. Based on the latest proposals for a reusable air-breathing (scramjet) booster for orbital vehicles, the Transport is an exciting experience to build and fly. The Transport itself lifts off under rocket power. At ejection the "re-entry vehicle" detaches and glides back to earth. The booster returns by parachute. Kit comes complete with colorful decals and a fact filled data sheet on the air breathing booster concept. (Estes 1969 Catalog)

Editorial Note:

Catalog Liveries



1969



1970



1971



1973



1975



1976



1977



1978



1981



1982



1983



1984



1985

Other Print Images



1971 Catalog (Promotional Image)

Face Card(s)



1160



Instruction Header



Also of interest: Estes Orbital Transport Family

Orbital Transport (#1259)



MODEL NAME: **Orbital Transport**

Also known as:

NUMBER: #1259

Introduced: 2002

Final Year: 2002

Designer: Wayne Kellner

Type: Exotic, Boost Glider

Motor Mount: 1x18mm

Recovery: Glide/Parachute

Stages: 1

Length:

Diameter:

Span:

Weight:



Mfg. Description:

Editorial Note: This version of the Orbital Transport was available only in 2002 and never appeared in the catalog.

Catalog Liveries

Web Liveries

Face Card(s)

Instruction Header



Also of interest: Estes Orbital Transport Family



Outlander (#2110)

MODEL NAME: **Outlander**

Also known as:

NUMBER: #2110

Introduced: 2003

Final Year: 2008

Designer:

Type: Exotic

Motor Mount: 1x18mm

Recovery: Parachute

Stages: 1

Length: 12.5"

Diameter: 4.375"

Span:

Weight: 4.2 oz

Out
Of
Production

Mfg. Description: Get ready to explore the outer rim of the galaxy with the Outlander. It's stellar-looking design and decals complement the unique "Chute & Lander" recovery system. (Estes 2004 Catalog)

Editorial Note: Did not appear in the 2003 Catalog

Catalog Liveries



2004



2005



2006



2007

Web Liveries



2007

Face Card(s)

Instruction Header





Partizon (#9702)

MODEL NAME: **Partizon**

Also known as:

NUMBER: #9702

Introduced: 2011

Final Year:

Designer:

Type: Sport

Motor Mount: 1x29mm

Recovery: Parachute

Stages: 1

Length: 56 in. (142.2 cm)

Diameter: 2.5 in. (6.4 cm)

Span:

Weight: 19.1 oz. (541.5 g)

Mfg. Description: No significant text in 2012 Catalog

=====

Superb is what the Partizon is! Introduced in 2011, the Pro Series II line features "big boy" toys!

The Partizon launches on composite motors and has through the wall fin mounting. An awesome feature to this series is the new quick release motor retention system (Motor Retainer Set - also sold separately). Though massive looking, the construction of this kit is not difficult. Building and finish work can easily be accomplished over a few days.

Sure to be a crowd pleaser, the Partizon is just waiting to be added to your collection! (Estes 2013 Web Ad)

Editorial Note:

Catalog Liveries



2012



Web Liveries



2013

Face Card(s)

Instruction Header



Also of interest: Estes Pro Series II Marketing Family



Pathfinder (#1997)

MODEL NAME: **Pathfinder**

Also known as:

NUMBER: #1997

Introduced: 1988

Final Year: 1990

Designer:

Type: Sport, Pseudo Scale

Motor Mount: 1x24mm

Recovery: Parachute

Stages: 1

Length: 42.25"

Diameter: 1.637"

Span:

Weight: 3.18 oz



Mfg. Description: Over 3 1/2 feet tall, this magnificent model resembles a real sounding rocket used in testing upper atmospheric conditions. A big "D" engine is required to launch this rocket to altitudes over 500 feet. Two 12" parachutes are necessary to ensure recovery. A 3/16" Maxi Rod (#2244) is required for launch. (Estes 1988 Catalog)

Editorial Note:

Catalog Liveries



1988



1989



Web Liveries

Face Card(s)



Instruction Header



Also of interest:



Patriot (KC-3, MK-3 or #0652)

MODEL NAME: **Patriot** *Also known as:*

NUMBER: KC-3, MK-3 or #0652

Introduced: 1972

Final Year: 1984

Designer: Wayne Kellner

Type: Sport

Motor Mount: 1x18mm

Recovery: Parachute

Stages: 1

Length: 26"

Diameter: 1.637"

Span:

Weight: 3.3 oz



Mfg. Description: Big, burly and impressive sport model - over 25" tall. Spectacular "All-American" red, white and blue decor. Two big decal sheets. 5 colors in all. Fast, easy construction with molded plastic nose cone and die cut balsa fins. Recovery by 18" parachute. (Estes 1971 Citation Catalog)

Editorial Note: The Patriot appeared in the 1971 Estes Citation Catalog but was not released until 1972.

Catalog Liveries



1973



1975



1977



1980



1981



1983

Other Print Appearances



1971 Citation Catalog

Face Card(s)



1170



Instruction Header



Also of interest: Estes Citation Marketing Family

Patriot (#1450)



MODEL NAME: **Patriot**

Also known as: Patriot EX2 Launch Set

NUMBER: #1450

Introduced: 1992

Final Year: 1994

Designer:

Type: Scale

Motor Mount: 1x18mm

Recovery: Parachute

Stages: 1

Length: 19.5"

Diameter:

Span:

Weight:

Mfg. Description:

Editorial Note:

Out
Of
Production

Catalog Liveries



1992



1993



Web Liveries

Face Card(s)



Instruction Header

Also of interest: MIM-104 Patriot Ordnance Family

Patriot (#1825)



MODEL NAME: **Patriot**

Also known as: Patriot RTF Starter Set

NUMBER: #1825

Introduced: 2004

Final Year: 2007

Designer:

Type: Scale

Motor Mount: 1x18mm

Recovery: Parachute

Stages: 1

Length: 18"

Diameter: 1.35"

Span:

Weight: 2.7 oz



Mfg. Description: The Patriot dominates the skies. This classic scale-like model is built ready-to-fly and looks like the genuine surface-air defense missile used by the U.S. Army. (Estes 2004 Catalog)

Editorial Note:

Catalog Liveries



2004



2005



2006



2007

Web Liveries

Face Card(s)

Instruction Header

Also of interest: MIM-104 Patriot Ordnance Family

1 1 7 4



Patriot (#1843)

MODEL NAME: **Patriot**

Also known as: Patriot RTF Starter Set

NUMBER: #1843

Introduced: 2008

Final Year: 2008

Designer:

Type: Scale

Motor Mount: 1x18mm

Recovery: Parachute

Stages: 1

Length: 18"

Diameter: 1.35"

Span:

Weight: 2.7 oz



Mfg. Description: The Patriot dominates the skies. This classic scale-like model is built ready-to-fly and looks like the genuine surface-air defense missile used by the U.S. Army. (Estes 2008 Catalog)

Editorial Note: This set seems to be identical to the #1825 Starter sets in all respects except for the product number.

Catalog Liveries



2008



Web Liveries

Face Card(s)

Instruction Header



Also of interest: MIM-104 Patriot Ordnance Family



Patriot Missile (#2056)

MODEL NAME: **Patriot Missile**

Also known as: US Army Patriot M-104

NUMBER: #2056

Introduced: 1991

Final Year:

Designer:

Type: Scale

Motor Mount: 1x18mm

Recovery: Parachute

Stages: 1

Length: 21.3 in. (54.1 cm)

Diameter: 1.64 in. (41 mm)

Span:

Weight: 2 oz. (56.7 g)

Mfg. Description: The U.S. Army Patriot M-104, is the best kit to build for your first scale model rocket.

This Desert Storm Veteran features a top notch, two piece body tube, and genuine-looking self-stick decals. It's easy to build and can be finished in a morning or afternoon.

This classic scale model can fly 600 feet high on standard Estes engines and recovers with a 12 inch preassembled parachute. Don't have this one? Get it! It's a scale ARMY classic that every rocketeer should have in his rocket arsenal.

We have included a special Operation Enduring Freedom sticker that you can apply to this historical rocket. (Estes 2012 Web Ad)

Editorial Note: This rocket was released in late 1991 in the wake of the first Gulf War and was not in the 1991 catalog. It was withdrawn after 1993 and then reissued under the "US Army Patriot M-104" name in 2003.

Catalog Liveries



1992



1993



2004



2005



2006



2007



2008



2010



2011

Web Liveries



2012



Face Card(s)



Instruction Header



Also of interest: MIM-104 Patriot Ordnance Family

(Pro Series) Patriot Missile (#2066)

MODEL NAME: **Patriot Missile**

Also known as: Pro Series Patriot Missile

NUMBER: #2066

Introduced: 1992

Final Year: 1995

Designer:

Type: Scale, Cluster

Motor Mount: 4x24mm

Recovery: Parachute

Stages: 1

Length: 39"

Diameter: 3"

Span:

Weight: 12.3 oz

Out
Of
Production

Mfg. Description: 1/5 scale model of the actual Desert Storm hero. (Estes 1992 Catalog)

Editorial Note:

Catalog Liveries



1992



1993



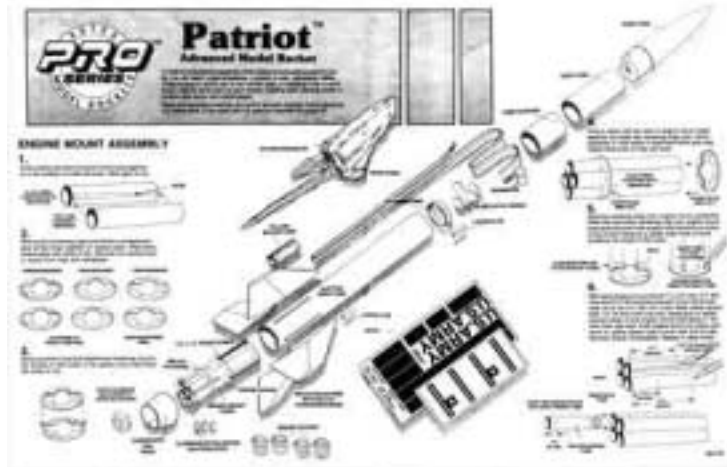
1995



Web Liveries

Face Card(s)

Instruction Header



Also of interest: MIM-104 Patriot Ordnance Family, Estes Pro Series Marketing Family

Patrol Cruiser Excalibur (#1339)



MODEL NAME: **Patrol Cruiser Excalibur**

Also known as:

NUMBER: #1339

Introduced: 1980

Final Year: 1981

Designer: Keith Niskern

Type: Exotic, Retro

Motor Mount: 1x18mm

Recovery: Parachute

Stages: 1

Length: 20.125"

Diameter: 1.637"

Span:

Weight: 2.3 oz



Mfg. Description: Sleek and powerful, the Excalibur is the pride of the inter-galactic patrol. Hidden in the ship's nose, on a retractable carriage is a quad mounted, choke barrel, Hyper-Ballistic Vacuum Gun. Speeds in the Star-Fall category are possible and range is reported to be 63 billion miles without refueling. Our scale model of this heroic spaceship delivers really spectacular flights. (Estes 1980 Catalog)

Editorial Note:

Catalog Liveries



1980



1981



Web Liveries

Face Card(s)

Instruction Header



Also of interest: Estes Patrol Cruiser Excaibur Family

Payloader II (#3022)



MODEL NAME: **Payloader II** *Also known as:*

NUMBER: #3022

Introduced: 2010

Final Year:

Designer:

Type: Sport/Payload

Motor Mount: 1x18mm

Recovery: Parachute

Stages: 1

Length: 17"

Diameter: 0.98"

Span:

Weight: 1.2 oz

Mfg. Description: The Payloader II is yet another great rocket from days gone by. Another great addition to our "Classic Series" line, this rocket is a must-have for all serious rocketeers! Estes is once again proud to re-introduce you to another Classic!

A high quality wood nose cone, laser cut wood fins and waterslide decals mimic the original kit. Any changes Estes made only enhanced this classic kit. (Estes 2011 Web Ad)

Editorial Note:

Catalog Liveries



2010



Web Liveries



2011

Face Card(s)



Instruction Header



Also of interest: Centuri Payloader Family

Pegasus (#0806)



MODEL NAME: Pegasus

Also known as:

NUMBER: #0806

Introduced: 1977

Final Year: 1978

Designer: Mike Dorffler

Type: Exotic

Motor Mount: 1x13mm

Recovery: Parachute

Stages: 1

Length: 14"

Diameter: 0.736"

Span:

Weight: 0.74 oz

Mfg. Description: U.S. Air Force Mach 3 reconnaissance missile of the near future. Designed for launch from the wing of a supersonic bomber about to enter enemy territory. Pegasus transmits vital, real-time intelligence data on the enemy's defenses. Kit features scale-like 2 color decals and huge, high performance fan jets for supersonic acceleration. (Estes 1977 Catalog)

Editorial Note:

Catalog Liveries



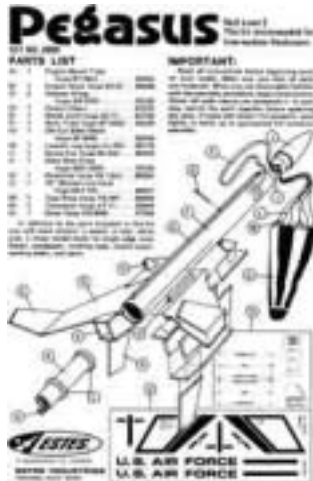
1977



Web Liveries

Face Card(s)

Instruction Header



Also of interest: Estes Pegasus Family, Estes Mini Brute Marketing Family

(Astron) Phantom (K-7 or #1207)



MODEL NAME: **Aston Phantom**

Also known as: Phantom

NUMBER: K-7 or #1207

Introduced: 1962

Final Year: 1971

Designer: Bill Simon

Type: Static Display

Motor Mount: N/A

Recovery: Parachute

Stages: 1

Length: 8.7"

Diameter: 0.736"

Span:

Weight:



Mfg. Description: This bird will never fly, but it will certainly help get your science fair project or special demonstration off the ground. The Astron Phantom has a transparent body to show all the insides of a model rocket -- plus a special dummy engine cut in half to show its insides. A great help in answering questions on model rocketry, the Astron Phantom comes complete with all parts and instructions (but no fins). (Estes 1964 Catalog)

=====

1966 Catalog text identical to 1964 Catalog

=====

DEMONSTRATES BASIC BUILDING RULES.

Great for classroom or science fair.

This bird will never fly, but it will certainly help get your science fair project or special demonstration off the ground. The Astron Phantom has a transparent body to show all the insides of a model rocket -- plus a special dummy engine cut in half to show its insides. A great help in answering questions on model rocketry, the Astron Phantom comes complete with all parts and instructions (but no fins). (Estes 1967 Catalog)

=====

1968 Catalog text identical to 1967 Catalog

1969 Catalog text identical to 1967 Catalog

Editorial Note:



Catalog Liveries



1964



1966



1967



1968



1969

Web Liveries



Face Card(s)



Instruction Header



Also of interest: Estes Phantom Family



Phantom (K-7B or #1264)

MODEL NAME: **Phantom**

Also known as:

NUMBER: K-7B or #1264

Introduced: 1971

Final Year: 1996

Designer: Bill Simon

Type: Static Display

Motor Mount: N/A

Recovery: Parachute

Stages: 1

Length:

Diameter:

Span:

Weight:

Mfg. Description:

Editorial Note:

Out
Of
Production

Catalog Liveries

Web Liveries

Face Card(s)

Instruction Header



Also of interest: Estes Phantom Family

Phoenix (#1380)



MODEL NAME: Phoenix

Also known as:

NUMBER: #1380

Introduced: 1982

Final Year: 2004

Designer:

Type: Scale

Motor Mount: 1x24mm

Recovery: Parachute

Stages: 1

Length: 30"

Diameter: 2.6"

Span:

Weight: 6.6 oz



Mfg. Description: Big semi-scale model of the famous Phoenix air-to-air supersonic missile. Impressive in the air and on display. Single "D" powered engine provides a slow, realistic lift-off and flights over 600 feet. (Estes 1982 Catalog)

Editorial Note:

Catalog Liveries



1982



1983



1985



1991



1993



1994



1995



1998



2001



2002



2003



2004

Web Liveries

Face Card(s)



Instruction Header



Also of interest: AIM 54 Phoenix Ordnance Family



Photon Disruptor (#1282)

MODEL NAME: **Photon Disruptor**

Also known as:

NUMBER: #1282

Introduced: 1976

Final Year: 1981

Designer: Wayne Kellner

Type: Exotic

Motor Mount: 1x18mm

Recovery: Parachute

Stages: 1`

Length: 18.25"

Diameter: 0.976"

Span:

Weight: 1.4 oz



Mfg. Description: Equip your star fleet with this sophisticated scale missile from the 23rd century. Designed primarily as a mass conversion weapon to overload the defensive screens of an enemy vessel, the actual Photon Disruptor may also be programed as an interceptor missile, a proximity space mine, or a space distress signal. Exact size, speed, range and destruct radius of this vehicle are classified. Photon Disruptor uses impulse power unit and guidance system for launch from planetary surface. Kit features operational status detailing decor and comes with 12" parachute. Assembly and operation are easy with plastic nose cone, die-cut balsa parts and quick release engine mount. (Estes 1976 Catalog)

Editorial Note:

Catalog Liveries



1976



1977



1979



1981



Web Liveries

Face Card(s)

Instruction Header



Also of interest: Estes Photon Disruptor Family



Photon Disruptor (#3025)

MODEL NAME: **Photon Disruptor** *Also known as:*

NUMBER: #3025

Introduced: 2010

Final Year:

Designer: Wayne Kellner

Type: Exotic

Motor Mount: 1x18mm

Recovery: Parachute

Stages: 1

Length: 24.5 in. (62.2 cm)

Diameter: 1.33 in. (34 mm)

Span:

Weight: 2.4 oz. (68 g)

Mfg. Description: The Photon Disruptor is yet another great rocket from days gone by. Another great addition to our "Classic Series" line, the Photon Disruptor is a must-have for all serious rocketeers! Estes is once again proud to re-introduce you to another Classic! (Estes 2012 Web Ad)

Editorial Note:

Catalog Liveries





Web Liveries



2012

Face Card(s)



Instruction Header



Also of interest: Estes Photon Disruptor Family

1 1 9 8



Photon Disruptor II (#2052)

MODEL NAME: **Photon Disruptor II** *Also known as:*

NUMBER: #2052

Introduced: 1991

Final Year: 1992

Designer:

Type: Exotic

Motor Mount: 1x18mm

Recovery: Parachute

Stages: 1

Length: 24.563"

Diameter: 1.325"

Span:

Weight: 2.42 oz



Mfg. Description: Scale model of a 21st century Star Fleet defense missile. Our model may be launched to altitudes of 750 feet (229m). (Estes 1991 Catalog)

Editorial Note:

Catalog Liveries



1991




Web Liveries

Face Card(s)



Instruction Header



Also of interest: Estes Photon Disruptor Family



Photon Probe (#2043)

MODEL NAME: **Photon Probe** *Also known as:*

NUMBER: #2043

Introduced: 1991

Final Year: 1993

Designer:

Type: Exotic

Motor Mount: 1x18mm

Recovery: Parachute

Stages: 1

Length: 23"

Diameter: 1.325"

Span:

Weight: 2.4 oz



Mfg. Description: Large model of futuristic probe may be flown again and again to heights of 720 feet (220 m). (Estes 1991 Catalog)

Editorial Note:

Catalog Liveries



1991



1993



Web Liveries

Face Card(s)

Instruction Header



Also of interest: Estes Photon Probe Family



Photon Probe (#3026)

MODEL NAME: **Photon Probe** *Also known as:*

NUMBER: #3026

Introduced: 2010

Final Year:

Designer:

Type: Exotic

Motor Mount: 1x18mm

Recovery: Parachute

Stages: 1

Length: 23 in. (58.4 cm)

Diameter: 1.32 in. (34 mm)

Span:

Weight: 3.5 oz. (99.2 g)

Mfg. Description: From the "Classic Series" line, the Photon Probe is based on an original Estes design. Originally appearing in the 1980's, Estes is proud to re-introduce you to some of the Classics! (Estes 2012 Web Ad)

Editorial Note:

Catalog Liveries



2010



Web Liveries



2012

Face Card(s)





Plasma Probe (#3211)



MODEL NAME: **Plasma Probe** *Also known as:*

NUMBER: #3211

Introduced: 2010

Final Year:

Designer:

Type: Exotic

Motor Mount: 1x18mm

Recovery: Parachute

Stages: 1

Length: 18.5 in (47 cm)

Diameter: 1.33 in. (34 mm)

Span:

Weight: 1.7 oz. (67 g)

Mfg. Description: Standing about a foot and a half tall and reaching heights of 800 feet, the Plasma Probe needs to be the next rocket you add to your collection! (Estes 2012 Web Ad)

Editorial Note: Although the Plasma Probe is not a clone or re-issue, the influence of the Centuri Lazer-X seems obvious.

Catalog Liveries



2010



Web Liveries



2012

Face Card(s)



Instruction Header

Also of interest: Centuri Laser-X Family

Polaris (#2174)



MODEL NAME: **Polaris** *Also known as:*

NUMBER: #2174

Introduced: 2001

Final Year: 2002

Designer:

Type: Sport

Motor Mount: 1x18mm

Recovery: Parachute

Stages: 1

Length: 18.85"

Diameter: 1.33"

Span:

Weight: 3.0 oz



Mfg. Description: Launch an attack on your enemies. The Polaris missile is capable of hitting targets in the air or in outer space. (Estes 1982 Catalog)

Editorial Note: Not to be confused with Estes Polaris #1324

Catalog Liveries



2001



2002



Web Liveries

Face Card(s)



Instruction Header



Also of interest:

Prime Number Explorer (#0891)



MODEL NAME: **Prime Number Explorer**

Also known as:

NUMBER: #0891

Introduced: 1991

Final Year: 1992

Designer:

Type: Sport

Motor Mount: 1x13mm

Recovery: Parachute

Stages: 1

Length: 18.5"

Diameter: 1.325"

Span:

Weight: 1.9"



Mfg. Description: This is a probe deployed with special receivers to discover the source of a mysterious repeating signal consisting of the first five prime numbers - 1, 2, 3, 5 and 7. It is hoped the signals are being sent by intelligent life forms. Estimated maximum altitudes are in excess of 216 feet (66 meters). (Estes 1991 Catalog)

Editorial Note:

Catalog Liveries



1991



1992



Web Liveries

Face Card(s)

Instruction Header



Also of interest:

Python 4 ASRAAM (#1245)



MODEL NAME: **Python 4 ASRAAM**

Also known as: Launchables Python 4 ASRAAM

NUMBER: #1245

Introduced: 2003

Final Year: 2003

Designer:

Type: Scale

Motor Mount: 1x18mm

Recovery: Parachute

Stages: 1

Length: 24"

Diameter: 1.325"

Span:

Weight: 2.8 oz



Mfg. Description:

Editorial Note:

Catalog Liveries

Web Liveries

Face Card(s)

Instruction Header

Also of interest: ASRAAM Python Ordnance Family, Estes Launchables Marketing Family



Python 4 ASRAAM (#2054)

MODEL NAME: **Python 4 ASRAAM**

Also known as:

NUMBER: #2054

Introduced: 2003

Final Year: 2005

Designer:

Type: Scale

Motor Mount: 1x18mm

Recovery: Parachute

Stages: 1

Length: 24"

Diameter: 1.325"

Span:

Weight: 2.8 oz



Mfg. Description: The Python 4 is a scale version of the fourth generation Advanced Short Range Air-Air Missile. Includes realistic decals and flies 500 ft into the sky! (Estes 2004 Catalog)

Editorial Note:

Catalog Liveries



2004



2005

Web Liveries

Face Card(s)

Instruction Header

Also of interest: ASRAAM Python Ordnance Family

QCC Explorer (#3221)



MODEL NAME: **QCC Explorer**

Also known as:

NUMBER: #3221

Introduced: 2011

Final Year:

Designer:

Type: Exotic

Motor Mount: 1x24mm

Recovery: Parachute

Stages: 1

Length: 35 in. (88.9 cm)

Diameter: 1.64 in. (42 mm)

Span:


Weight: 5 oz. (141.2 g)

Mfg. Description: Don't let the looks fool you with this Skill Level 4 kit. It may look like it's simple to build but what's under the paint will surprise you! Each simulated air intake/fin assembly is constructed from 12 interlocking laser cut balsa pieces.

The Estes QCC Explorer is a design study on what a Hypersonic Cruise Missile may one day look like. The long slender air intakes along the body would not only supply air to the engine but provide lift while flying to its target. The kit features air intakes built up of laser cut wood and a plastic molded exhaust cone. (Estes 2012 Web Ad)

Editorial Note:

Catalog Liveries





Web Liveries



2012

Face Card(s)

Instruction Header



Also of interest:

Quark (#0802)



MODEL NAME: **Quark** *Also known as:*

NUMBER: #0802

Introduced: 1997

Final Year:

Designer:

Type: Sport

Motor Mount: 1x13mm

Recovery: Tumble

Stages: 1

Length: 5.2 in. (13.2 cm)

Diameter: 0.54 in. (14 mm)

Span:

Weight: 1 oz

Mfg. Description: The Quark is a mini engine powered mighty mite! This little alien rocket flies at supersonic speeds! At just over 5 inches this tiny, amazing mini engine powered model rocket is able to reach launch heights over 800 feet. This mini rocket also features tumble recovery system - no parachute or streamer to worry about. Its slender nose cone shape and radically swept fins make this one of the coolest looking mini rockets in the Estes line.

This rocket is a compact Skill Level 1 kit and is incredibly easy to construct using just seven parts. This sky grabbing, little demon can be built and finished in an afternoon for tons of flying fun. With its unique aerodynamic design, you'll enjoy launching the Quark over and over! Get a little "Quarky" and have some fun with this one! (Estes 2012 Web Ad)

Editorial Note:

Catalog Liveries



1997



1998



2000



2001



2002



2003



2004



2005



2006



2007



2008



2010



Web Liveries




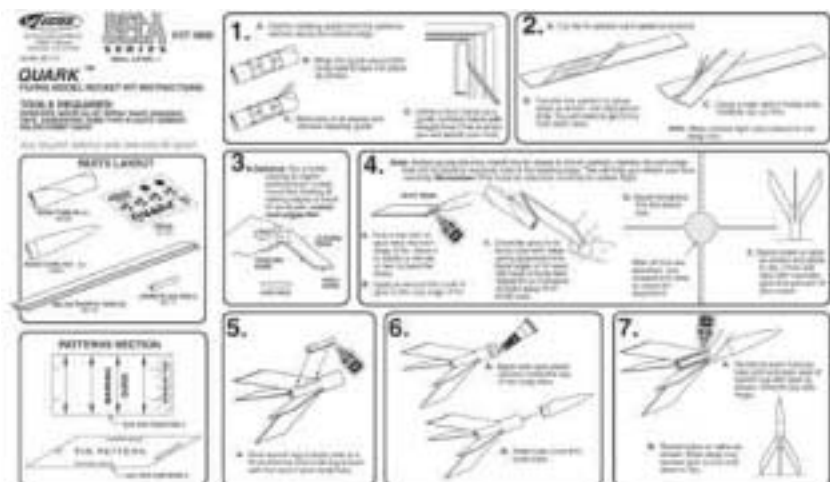
2012

Face Card(s)



Instruction Header





Also of interest:

R2-D2 (#1301)



MODEL NAME: **R2-D2**

Also known as:

NUMBER: #1301

Introduced: 1978

Final Year: 1980

Designer: Wayne Kellner

Type: Fantasy Scale, Oddroc

Motor Mount: 1x18mm

Recovery: Parachute

Stages: 1

Length: 9"

Diameter: 3.744"

Span:

Weight: 5.1 oz



Mfg. Description: Own your very own STAR WARS R2-D2 robot! Destined to become the most famous movie robot of all time, our model is 1/5 actual size and actually flies. Artoo "pops his top" in normal model rocket fashion to deploy an 18" dia. recovery parachute for landing on the planet of your choice. Kit features include a molded plastic body dome and body skirt, a precisely detailed 4-color body wrap-on, quick-change engine mount and stabilizer leg-fins. This cantankerous 'droid is certain to be everybody's favorite at your launch site or on your display shelf. (Estes 1978 Catalog)

Editorial Note:

Catalog Liveries



1978



1980



Web Liveries

Face Card(s)

Instruction Header



Also of interest: Star Wars R2-D2 Media Family

R2-D2 (#1395)



MODEL NAME: **R2-D2**

Also known as:

NUMBER: #1395

Introduced: 1980

Final Year: 1981

Designer:

Type: Fantasy Scale, Oddroc

Motor Mount:

Recovery:

Stages:

Length:

Diameter:

Span:

Weight:

Mfg. Description:

Editorial Note:



Catalog Liveries

Web Liveries

Face Card(s)

Instruction Header

Also of interest: Star Wars R2-D2 Media Family



R2-D2 (#1823)

MODEL NAME: **R2-D2**

Also known as:

NUMBER: #1823

Introduced:

Final Year:

Designer:

Type: Fantasy Scale, Oddroc

Motor Mount: 1x18mm

Recovery: Parachute

Stages: 1

Length: 8"

Diameter: 2.60"

Span:

Weight: 3 oz



Mfg. Description: Everybody's favorite 'droid. Now you can have a highly detailed, fully assembled and painted model of the real hero of the Star Wars trilogy. Artoo is ready to fly in minutes. (Estes 1998 Catalog)

Editorial Note:

Catalog Liveries



1998



Web Liveries

Face Card(s)

Instruction Header



Also of interest: Star Wars R2-D2 Media Family



R2-D2 (#2104)

MODEL NAME: **R2-D2**

Also known as:

NUMBER: #2104

Introduced: 1994

Final Year: 1998

Designer:

Type: Fantasy Scale, Oddroc

Motor Mount: 1x18mm

Recovery: Parachute

Stages: 1

Length: 9"

Diameter: 3.744"

Span:

Weight: 5.1 oz



Mfg. Description: Estes is pleased to give you the flying version of the famous R2-D2 droid. Our R2-D2 is a 1/5 scale model standing nine inches tall. Kit includes a molded plastic body and tail cone, molded plastic legs and a detailed pre-colored wrapper. (Estes 1994 Catalog)

Editorial Note:

Catalog Liveries



1994



1998



Web Liveries

Face Card(s)



Instruction Header

Also of interest: Star Wars R2-D2 Media Family



R2-D2 (#2142)

MODEL NAME: **R2-D2**

Also known as:

NUMBER: #2142

Introduced: 1997

Final Year: 1998

Designer:

Type: Fantasy Scale, Oddroc

Motor Mount: 1x18mm

Recovery: Parachute

Stages: 1

Length: 8"

Diameter: 2.6"

Span:

Weight: 3.0 oz



Mfg. Description: Fly the heroic droid of the Star Wars saga. Easy to build with realistic details and graphics. (Estes 1998 Catalog)

Editorial Note:

Catalog Liveries



1998



Web Liveries

Face Card(s)



Instruction Header



Also of interest: Also of interest: Star Wars R2-D2 Media Family



Rainmaker (#2009)

MODEL NAME: **Rainmaker**

Also known as: Rain Maker

NUMBER: #2009

Introduced: 1989

Final Year: 1990

Designer:

Type: Sport

Motor Mount: 1x18mm

Recovery: Parachute

Stages: 1

Length: 23.625"

Diameter: 1.325"

Span:

Weight: 1.48 oz



Mfg. Description: Resembles a staged sounding rocket like those used in the 50s and 60s for cloud seeding experiments. Flights over 600 ft. are possible and recovery is via 12" parachute. (Estes 1989 Catalog)

Editorial Note:

Catalog Liveries



1989




Web Liveries

Face Card(s)



Instruction Header



Also of interest: Estes Rainmaker Family



Ram Jet (#1994)

MODEL NAME: **Ram Jet**

Also known as:

NUMBER: #1994

Introduced: 1988

Final Year: 1991

Designer:

Type: Pseudo Scale

Motor Mount: 1x18mm

Recovery: Parachute

Stages: 1

Length: 15.25"

Diameter: 1.325"

Span:

Weight: 1.24 oz



Mfg. Description: This ducted jet rocket is launched from the air for long range use in the upper atmosphere. Lifting off to 800 feet, Ram Jet is recovered via 12" parachute system. (Estes 1988 Catalog)

Editorial Note:

Catalog Liveries



1988



1989



1991



Web Liveries

Face Card(s)



Instruction Header



Also of interest: Estes Ram Jet Family



(Astron) Ranger (K-6 or #1206)

MODEL NAME: **Astron Ranger**

Also known as: Ranger

NUMBER: K-6 or #1206

Introduced: 1962

Final Year: 1972

Designer: Vern Estes

Type: Sport, Payload, Cluster

Motor Mount: 3x18mm

Recovery: Parachute

Stages: 1

Length: 24"

Diameter: 1.6"

Span:

Weight: 3.35 oz



Mfg. Description: Now at last a complete kit for a rocket to lift large payloads! The Astron Ranger will lift payloads as large as three ounces to extremely high altitudes. A full 24" long. Features Two-Chute recovery -- one chute returns the payload gently, the other brings the rocket body down to a soft landing. You can demonstrate your skill by launching and recovering an egg with this rocket! The ideal vehicle to carry a small camera aloft. The Astron Ranger kit comes complete with all necessary parts, assembly and flight instructions. This rocket is a "must" for the experienced rocketeer! (Estes 1963 Catalog)

=====

Specially designed for big payloads -- you can demonstrate your skill by launching and recovering an egg with this rocket! Carries payloads up to 3-1/2 ounces to high altitudes. The perfect vehicle for your special instruments and specimens. The Astron Ranger kit comes complete with all necessary parts, assembly and flight instructions, plus a copy of TR-6 on cluster techniques. (Engines not included.) (Estes 1964 Catalog)

=====

1966 Catalog text identical to 1964 Catalog

1967 Catalog text identical to 1964 Catalog

1968 Catalog text identical to 1964 Catalog

=====

Lift those BIG payloads off the pad with the powerful Astron RANGER. Perfect for launching and recovering those special instruments and specimens. The RANGER comes with all parts and instructions, plus TR-6 report on clustering (less engines). (Estes 1969 Catalog)


Catalog Liveries



1963



1964 (*1st image*)



1964 (*2nd image*)



1966



1967



1968



1969



1970



1971



Face Card(s)



Also of interest: Estes Ranger Family

Rascal (#2021)



MODEL NAME: **Rascal** *Also known as:*

NUMBER: #2021

Introduced: 1990

Final Year: 1991

Designer:

Type: Sport

Motor Mount: 1x18mm

Recovery: Parachute

Stages: 1

Length: 13.6"

Diameter: 1.637"

Span:

Weight: 1.5 oz



Mfg. Description: Over one foot tall and brawny with flights to 800 ft., this model is sure to be a hit at rocket demonstration. Kit features plastic nosecone, kit decal, 12 inch parachute and 3/32" balsa fin stock. (Estes 1990 Catalog)

Editorial Note:

Catalog Liveries



1990




Web Liveries

Face Card(s)



Instruction Header



Also of interest:

Raven (#2029)



MODEL NAME: **Raven** *Also known as:*

NUMBER: #2029

Introduced: 1990

Final Year: 1991

Designer:

Type: Sport

Motor Mount: 1x18mm

Recovery: Parachute

Stages: 1

Length: 26.5"

Diameter: 1.637"

Span:

Weight: 2.51 oz



Mfg. Description: Pressure-sensitive foil decal is featured on this nearly two foot tall sport bird with gray and black paint scheme. Can be flown over 600 feet. Recovery is via 12" parachute. (Estes 1990 Catalog)

Editorial Note:

Catalog Liveries



1990



Web Liveries

Face Card(s)



Instruction Header



Also of interest:

Red Alert (#0893)



MODEL NAME: **Red Alert**

Also known as:

NUMBER: #0893

Introduced: 1991

Final Year: 1992

Designer:

Type: Sport

Motor Mount: 1x13mm

Recovery: Streamer

Stages: 1

Length: 9.25"

Diameter: 0.544"

Span:

Weight: 0.32 oz



Mfg. Description: Sharp looks and high performance flights to 960 feet. Kit includes holographic decal. (Estes 1991 Catalog)

Editorial Note:

Catalog Liveries




1991



Web Liveries

Face Card(s)

Instruction Header



Also of interest:

Rogue (#0818)



MODEL NAME: **Rogue**

Also known as:

NUMBER: #0818

Introduced: 1973

Final Year: 1982

Designer:

Type: Sport, Pseudo-Scale

Motor Mount: 1x13mm

Recovery: Parachute

Stages: 1

Length: 11.7"

Diameter: 0.736"

Span:

Weight: 0.75 oz



Mfg. Description: Sounding research vehicle. A scale-like appearance with authentic decor. Excellent for sport flying has super performance. (Estes 1973 Catalog)

Editorial Note:

Catalog Liveries



1973

Web Liveries

Face Card(s)

Instruction Header

Also of interest: Estes Rogue Family, Estes Mini Brute Marketing Family

1 2 4 2



(Naboo) Royal Starship (#1830)

MODEL NAME: **Royal Starship**

Also known as:

NUMBER: #1830

Introduced: 1998

Final Year: 1998

Designer:

Type: Exotic

Motor Mount: 1x18mm

Recovery: Parachute

Stages: 1

Length:

Diameter:

Span:

Weight:

Mfg. Description:

Editorial Note: As best can be determined, this RTF rocket was created in 1998 but not released until 1999. It was canceled that same year. It did not appear in the 1998 catalog and there was no 1999 catalog.



Catalog Liveries

Web Liveries

Face Card(s)

Instruction Header

Also of interest: Star Wars Royal Starship Media Family

Satellite Interceptor (#1296)



MODEL NAME: **Satellite Interceptor**

Also known as:

NUMBER: #1296

Introduced: 1978

Final Year: 1982

Designer: Wayne Kellner

Type: Exotic

Motor Mount: 1x18mm

Recovery: Parachute

Stages: 1

Length: 22.75"

Diameter: 0.976"

Span:

Weight: 1.38 oz



Mfg. Description: Envisioned by designers to be operational in 1990, this ultra sophisticated interceptor patrols near-space for possible aggression by hostile entities. Highly advanced defense systems include both nuclear and laser armaments. Kit features include printed balsa fins, plastic nose and exhaust cones, quick release engine mount and realistic two color decals. (Estes 1978 Catalog)

Catalog Liveries



1978



1981



1982



Web Liveries

Face Card(s)



Also of interest: Estes Satellite Interceptor Family

Satellite Interceptor (#3027)



MODEL NAME: Satellite Interceptor *Also known as:*

NUMBER: #3027

Introduced: 2010

Final Year:

Designer:

Type: Exotic, Reissue

Motor Mount: 1x18mm

Recovery: Parachute

Stages: 1

Length: 22.25 in. (56.2 cm)

Diameter: 0.98 in. (25 mm)

Span: 5.5 in. (14 cm)

Weight: 2.3 oz. (65 g)

Mfg. Description: Back in the pack! Another great rocket from the "Classic Series" is making a reappearance for the first time in many years. Designed by one of the Estes great rocket designers, the Satellite Interceptor is one kit you don't want to miss out on!

Allow yourself some extra time when building this kit as impressive, full color, waterslide decals are included and they will take a little extra time to apply.

Go ahead, go out there and pick up the latest addition to the "Classic Series" before it's gone again. This one is sure to be a hit just like it was the first time around! (Estes 2011 Web Ad)

Catalog Liveries



2010



Web Liveries



2011

Face Card(s)



Also of interest:

Saturn 1B (K-29 or #1229)



MODEL NAME: **Saturn 1B**

Also known as: Saturn 1-B, Uprated Saturn-1

NUMBER: K-29 or #1229

Introduced: 1967

Final Year: 1977

Designer: Gene Street

Type: Scale. Cluster

Motor Mount: 4x18mm

Recovery: Parachute

Stages: 1

Length: 37"

Diameter: 3.53"

Span:

Weight: 9.86 oz



Mfg. Description: A thrilling scale model for even the most advanced rocketeer, this bird will be a real challenge to your building and flying skill. A four engine cluster lifts the Saturn 1-B model into the air. Two 24" parachutes on the main body and 12" parachute on the command-escape structure return it gently. A real beauty, both in the air and on display. A 12 volt car battery and launch control system (such as the Estes 12 Volt Launch Control System) is required for ignition. Kit comes complete with all parts, decals, detailed instructions and a copy of technical report TR-6 (but no engines). (Estes 1967 Catalog)

=====

1968 Catalog text identical to 1967 Catalog

=====

A thrilling scale model for even the most advanced rocketeer, this bird will be a real challenge to your building and flying skill. A four engine cluster lifts the uprated Saturn model into the air. Two 24" parachutes on the main body and 12" parachute on the command-escape structure return it gently. A real beauty, both in the air and on display. Kit comes complete with all parts, decals, detailed instructions and a copy of technical report No. TR-6. Engines not included. (Estes 1969 Catalog)

Editorial Note:



Catalog Liveries



1967



1968



1969



1971



1972



1973



1975

Web Liveries



Saturn 1B (#2048)

MODEL NAME: **Saturn 1B**

Also known as:

NUMBER: #2048

Introduced: 1991

Final Year: 1993

Designer:

Type: Scale

Motor Mount:

Recovery: Parachute

Stages: 1

Length: 26.5"

Diameter: 2.618"

Span:

Weight: 5/33 oz



Mfg. Description: An integral part of the Saturn Space Program, the Saturn 1B's first stage was composed of 8 H-1 engines creating thrust of over 1.5 million pounds. The second stage power was supplied by one J-2 engine with 200,000 pounds of thrust. The Saturn 1B could place 40,000 pounds in low earth orbit. Saturn 1B flights were used to test the launch vehicle, Apollo spacecraft systems and the Apollo spacecraft's heat shields for re-entry capability.

1/100th scale model of the predecessor of the mighty Saturn V. Our model includes high relief plastic body wraps, plastic tank shroud, Apollo capsule and engine display nozzles. It also features special sub-assembly painting procedures. Recovery from launches to 425 ft. are accomplished when the main stages are lowered under an 18" parachute and the upper stage and Apollo capsule are lowered via a 12" parachute attached to a special recovery harness. A 3/16 inch Maxi-Rod is required for launch. (Estes 1991 Catalog)

Editorial Note:

Catalog Liveries



1991



1993



Web Liveries

Face Card(s)

Instruction Header



Also of interest: Saturn I Launch Vehicle Family



Saturn V (K-36 or #1236)

MODEL NAME: Saturn V *Also known as: Maxi-Brute Saturn V, Saturn V Moon Rocket*

NUMBER: K-36 or #1236

Introduced: 1969

Final Year: 1985

Designer: Bill See

Type: Scale

Motor Mount: 3x18mm or 1x24mm

Recovery: Parachute

Stages: 1

Length: 43.5"

Diameter: 3.938"

Span:

Weight: 9.9 oz



Mfg. Description: Scaled to 1/100th actual size, it stands 43 1/2" tall. Precision molded plastic tower and other details make this an easy model for the experienced rocketeer to build. Authentic full color decals included. Realistic plastic engine nozzles remove for flight. Three engine cluster lifts your model hundreds of feet to peak altitude where separation occurs. The Apollo Capsule returns safely to earth on its 12" chute; two big 24" chutes gently return the main power section for its next launch. Use a 12-volt car battery or a 12-volt Estes FS-5 (or similar launch control system) for dependable ignition. (Estes 1969 Catalog)

Catalog Liveries



1969



1971



1972



1973



1975



1978



1981



1982



1982 Summer



1983



1985

Web Liveries

Face Card(s)

Also of interest:



Saturn V (#2001)

MODEL NAME: **Saturn V**

Also known as:

NUMBER: #2001

Introduced: 1988

Final Year: 1994

Designer: Keith Niskern

Type: Scale

Motor Mount: 1x24mm

Recovery: Parachute

Stages: 1

Length: 43.25"

Diameter: 3.938"

Span:

Weight: 10.2 oz

Mfg. Description: DESC



Catalog Liveries



1988



2001

Web Liveries

Face Card(s)

Also of interest:

Saturn V (#2157)



MODEL NAME: **Saturn V**

Also known as:

NUMBER: #2157

Introduced:

Final Year:

Designer:

Type: Scale

Motor Mount: 1x24mm

Recovery: Parachute

Stages: 1

Length: 43.25"

Diameter: 3.938"

Span:

Weight: 11 oz

Mfg. Description:

Catalog Liveries



2011

Web Liveries

Face Card(s)

Also of interest:



Scamp (KL-1 or #1101)

MODEL NAME: **Scamp**

Also known as: Cold Power Scamp

NUMBER: KL-1 or #1101

Introduced: 1972

Final Year: 1973

Designer:

Type: Sport

Motor Mount: Coldpower

Recovery: Parachute

Stages: 1

Length: 13.75"

Diameter: 0.976"

Span:

Weight: 1.76 oz (with engine)



Mfg. Description: Easy to assemble. Sleek design. Great flights. Roll pattern and fin decals. Parachute recovery. (Estes 1973 Catalog)

Editorial Note:

Catalog Liveries



1973

Web Liveries

Face Card(s)

Instruction Header

Also of interest: Estes Scamp Family, Estes Coldpower Family

Scamp (#1286)



MODEL NAME: **Scamp** *Also known as:*

NUMBER: #1286

Introduced: 1977

Final Year: 1983

Designer:

Type: Sport

Motor Mount: 1x18mm

Recovery: Parachute

Stages: 1

Length: 13.75"

Diameter: 0.976"

Span:

Weight: 0.8 oz



Mfg. Description: Great sports flyer with sleek, high performance design. Features 12" parachute recovery with roll pattern and fin decals. Easy-to-assemble with die-cut balsa parts, plastic nose cone and quick-release engine mount. (Estes 1977 Catalog)

Editorial Note:

Catalog Liveries



1977



Web Liveries

Face Card(s)



Instruction Header



Also of interest: Estes Scamp Family

Scorpion (#1333)



MODEL NAME: **Scorpion**

Also known as:

NUMBER: #1333

Introduced: 1979

Final Year: 1988

Designer:

Type: 2 Stage

Motor Mount: 1x18mm/1x18mm

Recovery: Tumble/Parachute

Stages: 1

Length: 28.5"

Diameter: 0.976"

Span:

Weight: 1.8 oz



Mfg. Description: High flying two-stage sport model with research vehicle styling. Easy-to-build and exciting to fly with all plastic fin units, plastic cone, realistic two-color decals and 12" recovery parachute. Booster employs tumble recovery while upper stage streaks skyward to altitudes over 1,000 feet. (Estes 1980 Catalog)

Editorial Note:

Catalog Liveries




1980

Web Liveries

Face Card(s)



Instruction Header



Also of interest:

(Astron) Scout (K-1 or #1201)



MODEL NAME: **Scout** *Also known as: Astron Scout*

NUMBER: K-1 or #1201

Introduced: 1961

Final Year: 1985

Designer: Vern Estes

Type: Sport

Motor Mount: 1x18mm

Recovery: Tumble

Stages: 1

Length: 7"

Diameter: 0.765"

Span:

Weight: 0.3 oz



Mfg. Description: The Astron Scout is a light weight, high performance rocket. Absolutely out performs any other rocket we have ever seen. It is easy to assemble -- requires less than an hour. It is designed for many flights. Flies over 500 miles per hour, to altitudes of 1200' and over using a B-.8-4 engine. The Astron Scout employs a highly scientific recovery system which avoids catching in trees and "carrying" with the wind. Kit is complete with assembly instruction and technical report (No TR-1) on rocket stability. Completed rocket weighs only 0.28 ounces. (Estes 1961 Catalog)

=====

The Astron Scout kit provides excellent experience for the beginning rocketeer. It dynamically teaches the important relationships of balance in rocket design. Included with the kit is Technical Report TR-1 which normally sells separately for 25 cents. This report, included free, is a must for every rocketeer who wishes to learn to design his own rockets. (Estes 1963 Catalog)

=====

Get valuable experience building and flying the Astron Scout. Kit teaches rocket balance principles. A must for the rocketeer who wishes to design his own models. Kit comes complete with all parts, instructions, and a copy of technical report TR-1 (but no engines). (Estes 1964 Catalog)

=====

1966 Catalog text identical to 1964 Catalog

1967 Catalog text identical to 1964 Catalog

1968 Catalog text identical to 1964 Catalog

1969 Catalog text identical to 1964 Catalog

Editorial Note:



Catalog Liveries



1961



1963



1964



1966



1967



1968



1969



1970



1971



1972



1973



1975



1977



1981



1983



1984



1985

Instruction Header





Also of interest: Estes Scout Family

(Astron) Scrambler (K-37 or #1237)



MODEL NAME: **Astron Scrambler**

Also known as: Scrambler

NUMBER: K-37 or #1237

Introduced: 1969

Final Year: 1977

Designer: Bill Simon

Type: Payload, Egglofter, Cluster

Motor Mount: 3x18mm

Recovery: Parachute

Stages: 1

Length: 23.5"

Diameter: 1.637"

Span:

Weight: 2.8 oz



Mfg. Description: Huge, see-through payload compartment holds an egg or other large payload... cluster design give the power to boost it. A great sports model; perfect for contests too. Can carry an egg to over 1000 feet and set it down safely. Has 2 chutes for extra gentle recovery. Comes with all parts and instructions, a complete technical report on clustering and an unusual decal sheet for unique decorating (less engines). (Estes 1969 Catalog)

Editorial Note:

Catalog Liveries



1969



Web Liveries

Face Card(s)

Instruction Header



Also of interest: Estes Scrambler Family, Egglofter Family

Screaming Eagle (#2117)



MODEL NAME: **Screaming Eagle**

Also known as:

NUMBER: #2117

Introduced: 2006

Final Year:

Designer:

Type: Semi Scale

Motor Mount: 1x18mm

Recovery: Parachute

Stages: 1

Length: 16.75 in. (42.5 cm)

Diameter: 1 in. (25.4 mm)

Span:

Weight: 2.3 oz. (65.2 g)

Mfg. Description: Experience the thrill of flying at Mach 2.5 (2 1/2 times the speed of sound) with the Screaming Eagle! This cool-looking rocket looks great just sitting in the hangar, but screams to be out flying with other eagles. The Eagle is a superbly detailed model with awesome markings that will be the envy of all rocketeers. Decorate it with waterslide decals. (Estes 2006 Catalog)

=====

The ultra cool elegant looking Estes Screaming Eagle looks great sitting in the hanger, but screams to be out soaring with the other eagles! Let this bird out of his cage and experience the thrill of flying with a stealthy hunter! Soars to nearly 600 feet using standard engines.

The Screaming Eagle is a Skill Level 2 rocket kit and requires some building skill to complete. In terms of performance, this rocket literally screams into the air at liftoff using standard engines reaching heights of nearly 600 feet.

Man, this bird can fly! After each flight, it lands softly using a bright 12 inch preassembled parachute, making for an enjoyable afternoon of bird watching. This superbly detailed rocket has awesome markings that will be the envy of all rocketeers!

Great to fly or to display, get your Estes Screaming Eagle today and set your bird free! (Estes 2013 Web Ad)

Editorial Note:



Catalog Liveries



2006

Web Liveries



2008




2013

Face Card(s)





Instruction Header



Also of interest: (McDonnell Douglas) F-15 Eagle Aircraft Family



Semi Scale Saturn V (K-39 or #1239)

MODEL NAME: Semi-Scale Saturn V

Also known as:

NUMBER: K-39 or #1239

Introduced: 1969

Final Year: 1979

Designer: Bill Simon

Type: Scale

Motor Mount: 1x18mm

Recovery: Parachute

Stages: 1

Length: 18.1"

Diameter: 1.637"

Span:

Weight: 1.87 oz



Mfg. Description: Though not fully detailed, this model of the Saturn V is an amazingly good representation of our nation's biggest launch vehicle. Scaled at 1 to 242 it is a practical size to build. With single engine reliability you can count on precise launchings and steady flights. Parachute recovery gives gentle landings. Instructions and all parts included but no engines. (Estes 1969 Catalog)

Catalog Liveries



1969



1970



1971



1972



1973



1975



1977

Web Liveries

Face Card(s)

Also of interest: Saturn V Launch Vehicle Family



Sentinel (#1987)

MODEL NAME: **Sentinel**

Also known as:

NUMBER: #1987

Introduced: 1988

Final Year: 1994

Designer:

Type: Pseudo Ordnance

Motor Mount: 1x18mm

Recovery: Parachute

Stages: 1

Length: 27.625"

Diameter: 1.637"

Span:

Weight: 2.7 oz



Mfg. Description: Air-to-air missile decor lends a scale appearance to this large model. Powerful lift-offs add realism and the model's weight requires a big 18" parachute for reliable recovery. (Estes 1988 Catalog)

Editorial Note:

Catalog Liveries




1988

Web Liveries

Face Card(s)



Instruction Header



Also of interest: Estes Sentinel Family



Shadow (#2094)

MODEL NAME: **Shadow**

Also known as:

NUMBER: #2094

Introduced: 1994

Final Year: 1996

Designer: Mike Dorffler

Type: Sport

Motor Mount: 1x24mm

Recovery: Parachute

Stages: 1

Length: 47.5"

Diameter: 2.6"

Span:

Weight: 8.6 oz



Mfg. Description:

Editorial Note: The Shadow seems to be the Estes Optima, reissued in the last year of the Optima's production, with a new decal scheme and a 24mm motor mount designed for the longer, Estes "E" motors.

Catalog Liveries



1994



1995



Web Liveries

Face Card(s)



Instruction Header



Also of interest: Estes Optima Family



(Astron) Sky Hook (K-8 or #1208)

MODEL NAME: **Astron Sky Hook**

Also known as: Sky Hook

NUMBER: K-8 or #1208

Introduced: 1963

Final Year: 1986

Designer: Bill Simon

Type: Sport

Motor Mount: 1x18mm

Recovery: Parachute

Stages: 1

Length: 12"

Diameter: 0.765"

Span:

Weight: 0.65 oz



Mfg. Description: You'll really enjoy building and flying your Astron Sky Hook. Easy to build and durable, parachute recovery brings it back gently for flight after flight. Kit comes complete with all parts and instructions (but no engines). (Estes 1964 Catalog)

=====

1966 Catalog text identical to 1964 Catalog

1967 Catalog text identical to 1964 Catalog

1968 Catalog text identical to 1964 Catalog

1969 Catalog text identical to 1964 Catalog

Editorial Note:

Catalog Liveries



1964



1966



1967



1968



1969

Web Liveries

Face Card(s)

Instruction Header



Also of interest:



Skybolt (#1334)

MODEL NAME: **Skybolt**

Also known as:

NUMBER: #1334

Introduced: 1979

Final Year: 1984

Designer:

Type: Sport

Motor Mount: 1x24mm

Recovery: Streamer

Stages: 1

Length: 23"

Diameter: 1.325"

Span:

Weight: 1.75 oz



Mfg. Description: Super "D" engine powered high performance sport model. Spectacular flights over 1000 feet plus dramatic recovery with 90" long fluorescent streamer. Easy-to-assemble and finish with die-cut balsa fins, plastic nose cone, and unique kit decals. (Estes 1980 Catalog)

Editorial Note:

Catalog Liveries



1980

Web Liveries



Face Card(s)



Instruction Header



Also of interest:



(Astron) Skydart (K-57 or #1257)

MODEL NAME: **Astron Skydart**

Also known as: Sky Dart, SkyDart, Skydart

NUMBER: K-57 or #1257

Introduced: 1971

Final Year: 1977

Designer: Larry Renger

Type: Boost Glider

Motor Mount: 1x18mm

Recovery: Parachute/Glide

Stages: 1

Length: 15.8"

Diameter: 0.976"

Span: 12.6"

Weight: 2.5 oz



Mfg. Description: This totally new rocket-boosted glider design features an internal, rear ejection power pod. Streamlined "Business SST" body styling resulting in a high performance glide along with good reliability. Parachute recovery brings power pod back safely. (Estes 1972 Catalog)

Editorial Note: Not to be confused with Estes Sky Dart #1475

Catalog Liveries



1972



Web Liveries

Face Card(s)

Instruction Header



Also of interest: Estes Skydart Family



Solar Probe (#2051)

MODEL NAME: **Solar Probe** *Also known as:*

NUMBER: #2051

Introduced: 1991

Final Year: 1993

Designer:

Type: Exotic

Motor Mount: 1x18mm

Recovery: Parachute

Stages: 1

Length: 20.125"

Diameter: 1.637"

Span:

Weight: 1.82 oz



Mfg. Description: Concept model of a solar powered asteroid probe. The probe would be used to investigate the presence and quantity of minerals for possible mining. Altitudes of 650 ft (198m) are possible with a "C" engine. (Estes 1991 Catalog)

Editorial Note:

Catalog Liveries



1991

Web Liveries



Face Card(s)



Instruction Header



Also of interest: Centuri Laser-X Family



Solar Warrior (#0895)

MODEL NAME: **Solar Warrior**

Also known as:

NUMBER: #0895

Introduced: 1991

Final Year: 1995

Designer:

Type: Exotic

Motor Mount: 1x13mm

Recovery: Streamer

Stages: 1

Length: 12.625"

Diameter: 0.75"

Span:

Weight: 0.67 oz



Mfg. Description: Build this colorful model then watch your creation fly to 375 feet (114m) or more! (Estes 1991 Catalog)

Editorial Note:

Catalog Liveries



1991


Web Liveries



Face Card(s)



Instruction Header



Also of interest:



(Astron) Space Plane (K-3 or #1203)

MODEL NAME: **Astron Space Plane**

Also known as: Space Plane

NUMBER: K-3 or #1203

Introduced: 1961

Final Year: 1972

Designer: Vern Estes, John Shutz

Type: Rocket Glider, Payload

Motor Mount: 1x18mm

Recovery: Glide

Stages: 1

Length: 10"

Diameter: 0.765"

Span: 9"

Weight: 0.5 oz



Mfg. Description: A completely new concept in the field of rocket powered models. Not recommended for beginners in model rocketry as this kit must be assembled with precision and care. (Estes 1961 Catalog)

=====

Rocket powered glider -- ascends vertically, then glides to a gentle landing. The most successful boost glider ever developed. Winner of more first prizes than all other designs combined. Set new world's record at NARAM-4, broke the record again at COLREG-1. Every senior division record has been set with a Space Plane.

The Space Place features easy and accurate adjustment of glide characteristics and a payload compartment large enough to handle small biological specimens and other scientific objects.

The Astron Space Plane is easy to launch, and with proper care, can last for over fifty flights. This kit is recommended for the experienced modeler, and must be assembled with precision and care. (Estes 1963 Catalog)

=====

Rocket powered glider -- ascends vertically, then glides to a gentle landing. The most successful boost-glider ever developed, the Space Plane wins duration contests with amazing regularity. The Space Place features easy and accurate adjustment of glide characteristics and a payload compartment large enough to handle small biological specimens and other scientific objects. The Astron Space Plane is easy to launch, and with proper care, will give you unlimited flying enjoyment. This kit is recommended for the experienced modeler, and must be assembled with precision and care. (Engines not included.) (Estes 1964 Catalog)

=====

1966 Catalog text identical to 1964 Catalog

1967 Catalog text identical to 1964 Catalog

=====

America's No.1 Contest Winner and Record Holder!

Rocket powered glider -- ascends vertically, then glides to a gentle landing. The most successful boost-glider ever developed, the Space Plane wins duration contests with amazing regularity. The Space Place features easy and accurate adjustment of glide characteristics and a payload compartment large enough to handle small biological specimens and other scientific objects. The Astron Space Plane is easy to launch, and with proper care, will give you unlimited flying enjoyment. This



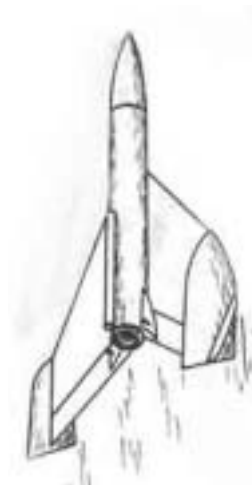
kit is recommended for the experienced modeler, and must be assembled with precision and care. (Engines not included.) (Estes 1968 Catalog)

=====

Historic duration winner and record holder, the Space Plane is one of the most successful boost-gliders ever developed. Ascends vertically under rocket power, then glides safely back to earth. The Space Plane gives unlimited flight enjoyment. Features accurate glide adjustments plus a payload section for small specimens. Recommended for the experienced modeler. (Kit includes TR-4, but no engines.) (Estes 1969 Catalog)

Editorial Note:

Catalog Liveries



1961



1963



1964



1966



1967



1968




1969

Web Liveries

Face Card(s)



Instruction Header



Also of interest:

(Astron) Spaceman (K-9 or #1209)



MODEL NAME: **Astron Spaceman**

Also known as: Spaceman

NUMBER: K-9 or #1209

Introduced: 1963

Final Year: 1972

Designer: Vern Estes

Type: Oddroc

Motor Mount: 1x18mm

Recovery: Featherweight

Stages: 1

Length: 7.25"

Diameter:

Span: 4"

Weight: 0.45 oz



Mfg. Description: A real odd ball of a rocket, you'll get a big "kick" out of building and flying the Astron Space Man. Featherweight recovery brings him back close to the pad, ready for a new engine and another flight. Kit comes complete with all parts and instructions (but no engine). (Estes 1964 Catalog)

=====

The most controversial model rocket yet. Some feel he's a disgrace to the sport, others say that he does an important job in showing that a rocket doesn't have to look like a rocket to fly well. Requires patience and a bit of artistic ability to build. Uses the featherweight recovery system. Kit comes complete with all parts and instructions (but no engine). (Estes 1966 Catalog)

=====

1967 Catalog text identical to 1966 Catalog

1968 Catalog text identical to 1966 Catalog

=====

Great for demonstrating that a rocket doesn't always have to look like a rocket to fly well. Requires a little patience and artistic ability to build. Uses featherweight recovery system. Complete kit and instructions (less engines). (Estes 1969 Catalog)

Editorial Note:

Catalog Liveries



1964



1966



1967



1968



1969

Web Liveries



Face Card(s)



ASTRON SPACEMAN

The most controversial model rocket yet. Some feel he's a disgrace to the sport, others say he does an important job in showing that a rocket doesn't have to look like a rocket to fly well. Requires patience and a bit of artistic ability to build. Uses the featherweight recovery system. Kit comes complete with all parts and instructions (but no engines). Shipping weight 7 oz. Cat. No. 651-K-9

\$.75 P.P.

4" wide, 7.25" long,
weight .115 oz.

Recommended Engines
1/4A-B-2 1/4A-B-3
A-B-3 B-B-4
(Use 1/4A-B-2 engines
for first flight.)

Instruction Header



Also of interest: Estes Spacemnan Family



Spin Fin (#1355)

MODEL NAME: **Spin Fin**

Also known as:

NUMBER: #1355

Introduced: 1981

Final Year: 1986

Designer:

Type: Sport

Motor Mount: 1x18mm

Recovery: Streamer

Stages: 1

Length: 11.6"

Diameter: 0.736"

Span:

Weight: 2.6 oz



Mfg. Description: Unique spin-flight design creates dramatic curling smoke trail on its way up. Spectacular flights over 1,200 feet with 30" streamer recovery. (Estes 1981 Catalog)

Editorial Note:

Catalog Liveries



1981



Web Liveries

Face Card(s)



Instruction Header



Also of interest:



(Astron) Sprint (K-49 or #1249)

MODEL NAME: **Astron Sprint** *Also known as: Sprint*

NUMBER: K-49 or #1249

Introduced: 1970

Final Year: 1983

Designer: Mike Dorffler

Type: Streamer Duration

Motor Mount: 1x18mm

Recovery: Streamer

Stages: 1

Length: 13.8"

Diameter: 0.976"

Span:

Weight: 1 oz


Mfg. Description: An impressive altitude model! Designed to give the highest performance in its class, the Astron Sprint incorporates the most efficient aerodynamic shapes for the velocities it will encounter. Altitudes up to 1600' are possible using C6-7 engines. This model is perfect for the advanced rocketeer, yet simple enough for the beginner to build. Kit features include pre-cut fins and tail cone, two color Sprint emblem decal, one color trim decal and complete illustrated assembly instructions. (Estes 1970 Catalog)

Editorial Note:

Catalog Liveries



1970



1971



1972



1973



1974



1975



1977




1978



1980



1981



1983

Web Liveries

Face Card(s)

Instruction Header

Also of interest: Estes Sprint Family, Streamer Duration Family



(Astron) Sprite (K-15 or #1215)

MODEL NAME: **Astron Sprite** *Also known as: Sprite*

NUMBER: K-15 or #1215

Introduced: 1964

Final Year: 1973

Designer: Gene Street

Type: Sport

Motor Mount: 1x18mm

Recovery: Tumble

Stages: 1

Length: 5.3"

Diameter: 0.765"

Span:

Weight: 0.3 oz



Mfg. Description: The perfect model for small fields and sport or demonstration flying. The Astron Sprite is easy to build, with tumble recovery to teach principles of rocket balance and bring the model safely back - close to the launcher. Uses lightweight Series III engines only, gives top performance for its size. Kit comes complete with instructions and a copy of TR-1 (but no engines). (Estes 1966 Catalog)

=====

1967 Catalog text identical to 1966 Catalog

=====

The perfect model for small fields and sport or demonstration flying. The Astron Sprite is easy to build, with tumble recovery to teach principles of rocket balance and bring the model back safely - close to the launcher. Uses lightweight Series III engines only, gives top performance for its size. Kit comes complete with instructions and a copy of TR-1 (but no engines). (Estes 1968 Catalog)

=====

1969 Catalog text identical to 1968 Catalog

Editorial Note:



Catalog Liveries



1966



1967



1968



1969

Web Liveries

Face Card(s)





Instruction Header



Also of interest: Estes Sprite Family

(Astron) Star Blazer (K-31 or #1231)

MODEL NAME: **Astron Star Blazer**

Also known as: Star Blazer

NUMBER: K-31 or #1231

Introduced: 1968

Final Year: 1973

Designer: Bill See

Type: Exotic

Motor Mount:

Recovery: Parachute

Stages: 1

Length: 12.5"

Diameter: 0.736"

Span:

Weight: 1 oz



Mfg. Description: Here's one that's just plain fun! You can count on the Star Blazer for high performance sport flying. Streamlined fins, forward crew cockpit canopy, and structural fairing strips give it a real 'space ship' look. Flies with Series III (short) engines... giving it low initial weight for fast lift off and excellent altitudes. Recovery is by parachute. Engines not included. (Estes 1970 Catalog)

Editorial Note:

Catalog Liveries



1970

Web Liveries



Face Card(s)



Instruction Header



Also of interest: Estes Star Blazer Family

Star Dart (#2170)



MODEL NAME: **Star Dart**

Also known as:

NUMBER: #2170

Introduced: 2001

Final Year: 2005

Designer:

Type: Sport

Motor Mount: 1x18mm

Recovery: Parachute

Stages: 1

Length: 12.75"

Diameter:

Span:

Weight:



Mfg. Description: No significant text in 2001 Catalog

Editorial Note:

Catalog Liveries




2001

Web Liveries

Face Card(s)



Instruction Header



Also of interest:

Star Stryker (#3206)



MODEL NAME: **Star Stryker**

Also known as:

NUMBER: #3206

Introduced: 2010

Final Year:

Designer:

Type: Sport, Payload

Motor Mount: 1x18mm

Recovery: Parachute

Stages: 1

Length: 16.8 in. (42.7 cm)

Diameter: 0.98 in

Span:

Weight: 1.06 oz. (30 g)

Mfg. Description: Simple to build yet impressive on the launch pad is just what the Star Stryker is! A great beginner "payload" rocket, the Star Stryker can reach heights over 1100 feet on a C6-5 engine. Now that's impressive! New and old time rocketeers will want this one. (Estes 2012 Web Ad)

Editorial Note:

Catalog Liveries



2010



Web Liveries




2012

Face Card(s)



Instruction Header



Star Trooper (#3031)



MODEL NAME: **Star Trooper** *Also known as:*

NUMBER: #3031

Introduced: 2010

Final Year:

Designer:

Type: Sport

Motor Mount: 1x13mm

Recovery: Streamer

Stages: 1

Length: 7.4"

Diameter: 0.54"

Span:

Weight: 0.3 oz

Mfg. Description: Part of the Estes Classic Series. Estes has gone back to the archives, pulled up old drawings and spec sheets and brought these fantastic flying machines back for old and new rocketeers to enjoy. This kit has been reproduced and updated while still retaining the classic lines of the original. (Estes 2012 Web Ad)

Editorial Note:

Catalog Liveries



2010



Web Liveries



2012

Face Card(s)



Instruction Header

Also of interest: Centuri Star Trooper Family

(Astron) Starlight (K-32 or #1232)

MODEL NAME: **Astron Starlight**

Also known as: Starlight

NUMBER: K-32 or #1232

Introduced: 1967

Final Year: 1972

Designer: Bill See

Type: Exotic

Motor Mount: 1x18mm

Recovery: Parachute

Stages: 1

Length: 18"

Diameter: 0.976"

Span:

Weight: 2 oz

Out
Of
Production

Mfg. Description: Unique Design Demonstration and Sport Rocket

Advanced design incorporates large fin area for exceptional stability. Launches straight up to extreme altitudes, even in moderate winds (but remember the parachute drift you get with the wind). Unique fin design makes it ideal for display, and it's graceful in flight. Comes with all parts and instructions. Engines not included. (Estes 1968 Catalog)

=====

1969 Catalog text identical to 1968 Catalog

Editorial Note:

Catalog Liveries



1968



1969



Web Liveries

Face Card(s)

Instruction Header



Also of interest:

Starship Vega (KC-4 or #0653)



MODEL NAME: **Starship Vega**

Also known as: Citation Vega

NUMBER: KC-4 or #0653

Introduced: 1971

Final Year: 1974

Designer: Wayne Kellner

Type: Exotic

Motor Mount: 1x18mm

Recovery: Parachute

Stages: 1

Length: 19.5"

Diameter: 0.976"

Span:

Weight: 1.88 oz

Mfg. Description: A look into tomorrow... deep space, interplanetary exploration vehicle. Great sport flying performance. Futuristic landing legs on rear fins. Complete with 3-color decal sheet, die cut fins and bright foil body wrap-on. Parachute (12") recovery system. (Estes 1971 Citation Catalog)

Editorial Note:

Catalog Liveries



1971 Citation



1973



Web Liveries

Face Card(s)



Instruction Header



Also of interest: Estes Starship Vega Family, Estes Citation Marketing Family

Starship Vega (#1320)



MODEL NAME: **Starship Vega** *Also known as:*

NUMBER: #1320

Introduced: 1979

Final Year: 1983

Designer: Bruce Paton

Type: Exotic

Motor Mount: 1x18mm

Recovery: Parachute

Stages: 1

Length: 19.5"

Diameter: 0.976"

Span:

Weight: 1.88 oz

Mfg. Description: Exotic planetary exploration vehicle featuring simulated landing shocks. Futuristically designed with realistic two color decals, die cut balsa fins, and quick release engine mount. A great performer with impressive lift-off and beautiful recovery via 12" chute. Science fiction styling gives this bird a real spaceship look. (Estes 1979 Catalog)

Editorial Note:

Catalog Liveries



1979



1981



1982



1983



Web Liveries

Face Card(s)



Instruction Header



Also of interest: Estes Starship Vega Family

(Mini Tri Pak) Sting Ray (#0866)



MODEL NAME: **Sting Ray**

Also known as:

NUMBER: #0866

Introduced: 1983

Final Year: 1990

Designer:

Type: Sport, 2 Stage

Motor Mount: 1x13mm/1x13mm

Recovery: Tumble/Streamer

Stages: 2

Length: 8.4"

Diameter: 0.5"

Span:

Weight: 0.26 oz



Mfg. Description: Two-stage mini performance. Out-of-site flights to 2500 feet! (Estes 1983 Catalog)

Editorial Note: This rocket was packaged with 2 others and was never available separately.

Catalog Liveries



1983


Web Liveries



Face Card(s)



Instruction Header



Also of interest:

Stinger (#1905)



MODEL NAME: **Stinger**

Also known as:

NUMBER: #1905

Introduced: 1983

Final Year: 1986

Designer:

Type: Sport

Motor Mount: 1x18mm

Recovery: Streamer

Stages: 1

Length: 13.5"

Diameter: 0.976"

Span:

Weight: 0.98 oz



Mfg. Description: A sleek sport performer capable of flights over 1000 feet. Easy-to-build and fun-to-fly. (Estes 1983 Catalog)

Editorial Note:

Catalog Liveries



1983

Web Liveries



(Astron) Streak (K-4 or #1204)



MODEL NAME: **Astron Streak** *Also known as: Streak*

NUMBER: K-4 or #1204

Introduced: 1962

Final Year: 1987

Designer: Vern Estes

Type: Sport

Motor Mount: 1x18mm

Recovery: Tumble

Stages: 1

Length: 5.6"

Diameter: 0.72"

Span:

Weight: 0.125 oz



Mfg. Description: The ultimate Pee-Wee! Extremely light weight -- weighs only 1/8 ounce without engine. Uses special mylar body tube to give this light weight with high strength. Ideal kit for contests and records, will reach altitudes up to 2,000 feet. Recommended engine for normal flying is 1/4A.8-2. Kit comes complete with all parts and easy to follow instructions. (Estes 1963 Catalog)

=====

Low weight and wind cheating design give the Astron Streak fantastic performance. Uses mylar body tube for high strength and low weight--only 1/8 ounce without engine. Ideal for contests and records. Recommended engine for normal flying is the 1/4A.8-4. Kit comes complete with all parts and instructions (but no engines). (Estes 1964 Catalog)

=====

1966 Catalog text identical to 1964 Catalog

1967 Catalog text identical to 1964 Catalog

1968 Catalog text identical to 1964 Catalog

=====

Low weight and wind cheating design give the Astron Streak fantastic performance. Uses mylar body tube for high strength and low weight--only 1/8 ounce without engine. Ideal for contests and records. Recommended engine for normal flying is the 1/2A6-4. Kit comes complete with all parts and instructions (but no engines). (Estes 1969 Catalog)

Editorial Note:



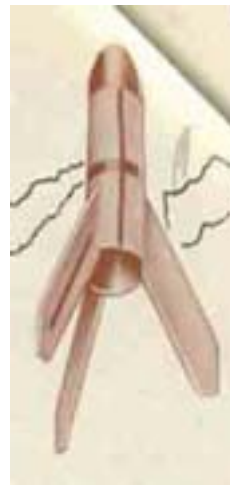
Catalog Liveries



1963



1964



1966



1967



1968



1969



1970



1971



1972



1973



1975



1977



1978



1981



1983



1985



Web Liveries



Face Card(s)



Instruction Header



Also of interest: Estes Streak Family

Super Alpha (#3216)



MODEL NAME: **Super Alpha** *Also known as:*

NUMBER: #3216

Introduced: 2010

Final Year:

Designer:

Type: Sport, Upscale

Motor Mount: 1x18mm

Recovery: Parachute

Stages: 1

Length: 19.5 in. (49.5 cm)

Diameter: 1.64 in. (42 mm)

Span:

Weight: 2.2 oz. (62.3 g)

Mfg. Description: Super sized and super fun! That's what the Super Alpha is! Powered by Estes standard engines, you will reach amazing heights of 600 feet! (Estes 2011 Web Ad)

Catalog Liveries



2010



Web Liveries



2011

Face Card(s)



Also of interest: Estes Alpha Family

Super Big Bertha (#2018)



MODEL NAME: Super Big Bertha

Also known as:

NUMBER: #2018

Introduced: 1989

Final Year: 1993

Designer:

Type: Sport, Upscale

Motor Mount: 1x24mm

Recovery: Parachute

Stages: 1

Length: 36.5"

Diameter: 2.56"

Span:

Weight: 6 oz



Mfg. Description: A really big Big Bertha! Over 3 feet tall and 8 inches around, you'll need a "D" engine to lift it. An 18" parachute brings it back to the ground gently. You'll love to fly this model over and over! (Estes 1989 Catalog)

Catalog Liveries



1989



1993

Web Liveries

Face Card(s)

Also of interest:

1324



Super Big Bertha (#2165)

MODEL NAME: **Super Big Bertha**

Also known as:

NUMBER: #2165

Introduced: 2002

Final Year: 2002

Designer:

Type: Sport, Upscale

Motor Mount: 1x24mm

Recovery: Parachute

Stages: 1

Length:

Diameter:

Span:

Weight:

Mfg. Description: DESC



Catalog Liveries

Web Liveries

Face Card(s)



Also of interest:

Super Flea (#0815)



MODEL NAME: **Super Flea**

Also known as:

NUMBER: #0815

Introduced: 1973

Final Year: 1984

Designer:

Type: Sport

Motor Mount: 1x13mm

Recovery: Streamer

Stages: 1

Length: 7.34"

Diameter: 0.541"

Span:

Weight: 0.158 oz



Mfg. Description: This kit has competition design with ultra-high performance. Will reach incredible altitudes with ogive nose cone and swept fins. Easy to build. (Estes 1973 Catalog)

Editorial Note:

Catalog Liveries



1973

Web Liveries

Face Card(s)



Instruction Header

Super Flea OB15A

PARTS LIST

(1) 1/2" x 1/2" x 1/2" (1/2" x 1/2" x 1/2")	(1) 1/2" x 1/2" x 1/2" (1/2" x 1/2" x 1/2")
(1) 1/2" x 1/2" x 1/2" (1/2" x 1/2" x 1/2")	(1) 1/2" x 1/2" x 1/2" (1/2" x 1/2" x 1/2")
(1) 1/2" x 1/2" x 1/2" (1/2" x 1/2" x 1/2")	(1) 1/2" x 1/2" x 1/2" (1/2" x 1/2" x 1/2")
(1) 1/2" x 1/2" x 1/2" (1/2" x 1/2" x 1/2")	(1) 1/2" x 1/2" x 1/2" (1/2" x 1/2" x 1/2")
(1) 1/2" x 1/2" x 1/2" (1/2" x 1/2" x 1/2")	(1) 1/2" x 1/2" x 1/2" (1/2" x 1/2" x 1/2")
(1) 1/2" x 1/2" x 1/2" (1/2" x 1/2" x 1/2")	(1) 1/2" x 1/2" x 1/2" (1/2" x 1/2" x 1/2")
(1) 1/2" x 1/2" x 1/2" (1/2" x 1/2" x 1/2")	(1) 1/2" x 1/2" x 1/2" (1/2" x 1/2" x 1/2")
(1) 1/2" x 1/2" x 1/2" (1/2" x 1/2" x 1/2")	(1) 1/2" x 1/2" x 1/2" (1/2" x 1/2" x 1/2")
(1) 1/2" x 1/2" x 1/2" (1/2" x 1/2" x 1/2")	(1) 1/2" x 1/2" x 1/2" (1/2" x 1/2" x 1/2")
(1) 1/2" x 1/2" x 1/2" (1/2" x 1/2" x 1/2")	(1) 1/2" x 1/2" x 1/2" (1/2" x 1/2" x 1/2")

As shipped in the original box, the Super Flea OB15A is a complete kit. It contains everything you need to build and fly this exciting model. The only thing you need to do is follow the instructions and you'll be on your way to flying this exciting model.

WARRANTY

ESTES MODEL ROCKETRY, INC. warrants that the Super Flea OB15A is a complete kit. It contains everything you need to build and fly this exciting model. The only thing you need to do is follow the instructions and you'll be on your way to flying this exciting model.



Also of interest: Estes Mini Brute Marketing Family

Super Vega (#2036)



MODEL NAME: **Super Vega** *Also known as:*

NUMBER: #2036

Introduced: 1990

Final Year: 1993

Designer:

Type: Exotic

Motor Mount: 1x24mm

Recovery: Parachute

Stages: 1

Length: 28"

Diameter: 1.637"

Span:

Weight: 5.4 oz

Mfg. Description: Slow, thrilling lift-offs to heights beyond 250 feet make this large, exotic rocket one of your favorites. A 3/16 inch diameter Maxi launch rod is required for launch. (Estes 1990 Catalog)

Editorial Note:

Catalog Liveries



1990



1993

Web Liveries



Face Card(s)

Instruction Header



Also of interest: Estes Starship Vega Family

Tartar (#1360)



MODEL NAME: **Tartar**

Also known as:

NUMBER: #1360

Introduced: 1981

Final Year: 1982

Designer:

Type: Scale

Motor Mount: 1x18mm

Recovery: Parachute

Stages: 1

Length: 23.26"

Diameter: 1.325"

Span:

Weight: 2.4 oz



Mfg. Description: Semi-scale anti-aircraft missile manufactured by Convair Corp. for the U.S. Navy. Actual vehicle is also utilized for ship-to-ship bombardment. (Estes 1981 Catalog)

Editorial Note:

Catalog Liveries



1981

Web Liveries



Face Card(s)

Instruction Header



Also of interest: RIM-24 Tartar Ordnance Family

Teros (#1285)



MODEL NAME: **Teros** *Also known as:*

NUMBER: #1285

Introduced: 1977

Final Year: 1982

Designer:

Type: Pseudo-Scale

Motor Mount: 1x18mm

Recovery: Parachute

Stages: 1

Length: 13"

Diameter: 0.976"

Span:

Weight: 1.2 oz



Mfg. Description: Authentic anti-aircraft missile styling with U.S.A.F. decor. Exciting scramjet design with ram-jet nose. Super sports model with 12" parachute recovery, die-cut balsa fins and quick release engine mount. (Estes 1977 Catalog)

Editorial Note: The original Teros (KL-5) was a Coldpower rocket. This standard propulsion version was issued a few years after KL-5 was withdrawn.

Catalog Liveries



1977



Web Liveries

Face Card(s)



Instruction Header



Also of interest: Estes Teros Family

Teros (KL-5 or #1105)



MODEL NAME: **Teros**

Also known as: Coldpower Teros

NUMBER: KL-5 or #1105

Introduced: 1972

Final Year: 1973

Designer: Mark Kellner

Type: Pseudo-Scale

Motor Mount: Coldpower

Recovery: Parachute

Stages: 1

Length: 13"

Diameter: 0.976"

Span:

Weight: 2.01 oz (With Engine)



Mfg. Description: Authentic anti-aircraft missile styling. Scramjet design. U.S.A.F. decor. Ram-jet nose. Fun sports model. Parachute recovery. (Estes 1973 Catalog)

Editorial Note:

Catalog Liveries



1973

Web Liveries

Face Card(s)

Instruction Header

Also of interest: Estes Teros Family, Estes Coldpower Marketing Family



Thor Agena-B (K-28 or #1228)

MODEL NAME: **Thor Agena-B**

Also known as:

NUMBER: K-28 or #1228

Introduced: 1966

Final Year: 1972

Designer:

Type: Scale

Motor Mount: 1x18mm

Recovery: Parachute

Stages: 1

Length: 17.25"

Diameter: 1.637"

Span:

Weight: 2.16 oz



Mfg. Description: Actual scale model of the famed N.A.S.A. that lofted such satellites as Alouette (Canada's first satellite), Nimbus (the U.S. weather satellite) and many more. Colorful 18" chute brings it back gently. Features clear plastic fins to stabilize model in flight without detracting from its appearance. Easy to build, comes with all parts and easy-to-follow instructions (but no engines). (Estes 1967 Catalog)

=====

1968 Catalog text identical to 1967 Catalog

1969 Catalog text identical to 1967 Catalog

Editorial Note:

Catalog Liveries



1967



1968



1969




Web Liveries

Face Card(s)



Instruction Header



Also of interest: Thor Agena Launch Vehicle Family



Tornado (#2004)

MODEL NAME: **Tornado**

Also known as:

NUMBER: #2004

Introduced: 1989

Final Year: 1998

Designer:

Type: Sport

Motor Mount: 1x18mm

Recovery: Maple Leaf

Stages: 1

Length: 9.6"

Diameter: 0.736"

Span:

Weight: 0.49 oz



Mfg. Description: Recovery with a new twist from flights to 1700 feet! When the engine's ejection charge is activated Tornado separates into two sections, each employing spinning helicopter recovery. (Estes 1989 Catalog)

Editorial Note:

Catalog Liveries



1989

Web Liveries



(Astron) Trident (K-33 or #1233)

MODEL NAME: **Astron Trident**

Also known as: Trident

NUMBER: K-33 or #1233

Introduced: 1967

Final Year: 1974

Designer: Gene Street

Type: Exotic

Motor Mount: 1x18mm

Recovery: Parachute

Stages: 1

Length: 31.635"

Diameter: 0.976"

Span: 3"

Weight: 2.67 oz



Mfg. Description: **A revolutionary model design inspired by atomic propulsion research.**

Futuristic rocket design introduces ejection ducting. This system directs ejection gasses through openings in the power tube into three ducting tubes to pressurize the parachute compartment for deployment of the chute. You'll want to build this model. It presents a new idea to test, and gives excellent reliability, stability and performance. Uses single parachute recovery; gives impressive performance flight after flight. Kit comes with all parts and instructions. Engines not included. (Estes 1968 Catalog)

=====

1969 Catalog text identical to 1968 Catalog

Editorial Note:

Catalog Liveries



1968



1969



Web Liveries

Face Card(s)



Instruction Header



Also of interest: Estes Trident Family



Trident II (#2033)

MODEL NAME: **Trident II**

Also known as: "Bident"

NUMBER: #2033

Introduced: 1990

Final Year: 1991

Designer:

Type: Exotic

Motor Mount: 1x18mm

Recovery: Parachute

Stages: 1

Length: 30.5"

Diameter: 0.976"

Span:

Weight: 2.61 oz



Mfg. Description: Up-to-date version of classic Estes Trident rocket first introduced in 1968. Long and sleek, this beauty utilizes seven balsa nose cones in its construction and features a unique ejection system. Estimated maximum altitude is 475 feet. (Estes 1990 Catalog)

Editorial Note: This rocket was never called the "Bident" by Estes Industries. The name arose because the original Trident had 3 ducts running from the engine assembly to the nose assembly but the Trident II only had 2 such tubes.

Catalog Liveries



1990

Web Liveries



Face Card(s)



Instruction Header



Also of interest: Estes Trident Family



Twister (#1449)

MODEL NAME: **Twister**

Also known as:

NUMBER: #1449

Introduced: 1993

Final Year: 2003

Designer:

Type: Sport

Motor Mount: 1x18mm

Recovery: Maple Leaf

Stages: 1

Length: 9.6"

Diameter: 0.736"

Span:

Weight: 0.49 oz



Mfg. Description:

Editorial Note: Identical to Tornado (#2004) except for decals and livery. Part of Super Shot Starter Set. No relation to Estes Twister #3033.

Catalog Liveries



1993

Web Liveries



Face Card(s)



Instruction Header



Also of interest: Estes Tornado Family



US Army Patriot M-104 (#1248)

MODEL NAME: **U.S. Army Patriot M-104**

Also known as: Launchables Patriot

NUMBER: #1248

Introduced: 2003

Final Year: 2003

Designer:

Type: Scale

Motor Mount: 1x18mm

Recovery: Parachute

Stages: 1

Length: 21.3 in. (54.1 cm)

Diameter: 1.64 in. (41 mm)

Span:

Weight: 2 oz. (56.7 g)



Mfg. Description:

Editorial Note: Same as #2056 except for packaging

Catalog Liveries

Web Liveries

Face Card(s)

Instruction Header



Also of interest: MIM-104 Patriot Ordnance Family, Estes Launchables Marketing Family

V-2 (K-22 or #1222)



MODEL NAME: **V-2**

Also known as:

NUMBER: K-22 or #1222

Introduced: 1965

Final Year: 1977

Designer:

Type: Scale

Motor Mount: 1x18mm

Recovery: Parachute

Stages: 1

Length: 11.2"

Diameter: 1.325"

Span:

Weight: 1.4 oz



Mfg. Description: High performance scale model of the rocket that started the space age. Easy but interesting to build, the V-2 features reliable parachute recovery for gentle landings. Detailed instruction provide full information on assembly and finishing. Kit comes complete with all parts (but no engines). (Estes 1966 Catalog)

=====

1967 Catalog text identical to 1966 Catalog

1968 Catalog text identical to 1966 Catalog

1969 Catalog text identical to 1966 Catalog

Editorial Note:

Catalog Liveries



1966



1967



1968



1969

Web Liveries



Face Card(s)



Instruction Header



Also of interest: V-2 Ordnance Family, V-2 Launch Vehicle Family

V-2 (#1926)



MODEL NAME: **V-2**

Also known as:

NUMBER: #1926

Introduced: 1984

Final Year: 1987

Designer:

Type: Scale

Motor Mount: 1x18mm

Recovery: Parachute

Stages: 1

Length: 22.4"

Diameter: 2.60"

Span:

Weight: 4.9 oz.



Mfg. Description: Large semi-scale version of the WWII ballistic missile. The original German version stood 46' high, weighed over 14 tons and could travel as much as 200 miles at nearly 2,000 m.p.h. (Estes 1984 Catalog)

Editorial Note:

Catalog Liveries



1984



1985

Web Liveries



Face Card(s)



Instruction Header



Also of interest: V-2 Ordnance Family, V-2 Launch Vehicle Family

Vagabond (#3217)



MODEL NAME: **Vagabond**

Also known as:

NUMBER: #3217

Introduced: 2011

Final Year:

Designer:

Type: Sport

Motor Mount: 1x24mm

Recovery: Parachute

Stages: 1

Length: 35.25 in. (89.5 cm)

Diameter: 1.64 in. (42 mm)

Span:

Weight: 4.1 oz. (116.2 g)

Mfg. Description: Standing almost 3 feet tall, this amazing rocket can reach heights of 1275 feet. Launched on D and *E engines, this rocket is sure to be a crowd pleaser. (Estes 2012 Web Ad)

Editorial Note:

Catalog Liveries



2011



2012



Web Liveries

Face Card(s)

Instruction Header



Also of interest:

Ventris (#9701)



MODEL NAME: **Ventris**

Also known as: Pro Series II Ventris

NUMBER: #9701

Introduced: 2012

Final Year:

Designer:

Type: Sport

Motor Mount: 1x29mm

Recovery: Parachute

Stages: 1

Length: 46.25 in. (117.5 cm)

Diameter: 2.5 in. (6.4 cm)

Span:

Weight: 15.6 oz. (442.3 g)

Mfg. Description: Pro Series II

Awesome is what the Ventris is! Introduced in 2011, the Pro Series II line features "big boy" toys!

The Ventris launches on composite motors and has through the wall fin mounting. An awesome feature to this series is the new quick release motor retention system (Motor Retainer Set - also sold separately). Though massive looking, the construction of this kit is not difficult. Building and finish work can easily be accomplished over a few days.

Sure to be a crowd pleaser, the Ventris is just waiting to be added to your collection! (Estes 2012 Web Ad)

Editorial Note:

Catalog Liveries



2012



Web Liveries



2012

Face Card(s)

Instruction Header





Other Printed Matter



Estes 2012 Ventris Painting Guide

Also of interest: Estes Pro Series II Marketing Family



Viking (#1755)

MODEL NAME: **Viking**

Also known as: Bulk Pack Viking

NUMBER: #1755

Introduced:

Final Year:

Designer:

Type: Sport

Motor Mount: 1x18mm

Recovery: Streamer

Stages: 1

Length: 12.1 in. (30.7 cm)

Diameter: 0.74 in. (19 mm)

Span:

Weight: 0.6 oz. (17 g)

Mfg. Description: The Viking can be built with three, four or five fins in 48 possible arrangements. This makes it perfect to use for comparison studies in aerodynamics. In fact, the Viking is so popular there's even a GEMS book written for it. No matter how you place the fins, this unique, adjustable rocket offers the ultimate in high performance model rocket flight!

This easy-to-build, Skill Level 1 rocket kit includes a molded nose cone, a single piece body tube, card stock fins and self-stick decals. It's another friction fit, standard engine rocket that requires simple painting. The Viking can reach amazing launch heights over 1,600 feet and will drift back to earth on a bright streamer. The Viking is our most economical bulk pack rocket, so if you've got a tight budget it's definitely the one for you! (Estes 2012 Web Ad)

Editorial Note:

Catalog Liveries

Web Liveries



2012



Face Card(s)



Instruction Header



Also of interest: Estes Viking Family



Viking (#1949)

MODEL NAME: Viking *Also known as:*

NUMBER: #1949

Introduced: 1986

Final Year:

Designer:

Type: Sport

Motor Mount: 1x18mm

Recovery: Streamer

Stages: 1

Length: 12.1 in. (30.7 cm)

Diameter: 0.74 in. (19 mm)

Span:

Weight: 0.6 oz. (17 g)

Mfg. Description: The Estes Viking is one fantastic research rocket with 48 possible different fin configurations! This kit gives you five special die cut card stock fins that allow you to create a rocket that's a truly unique rocket of your own design! Take your pick on how you want your rocket to look; fins up, fins down or fins whatever way. You call it, it's your day to be the rocket designer! Customize your own rocket...no matter how you place the fins, it still offers the ultimate in high performance model rocket flight!

This Skill Level 1 rocket kit includes a single piece body tube, molded nose cone and self-stick decals. This rocket is just over 12 inches tall. When flown on standard engines, the Viking is able to reach amazing launch heights over 1600 feet and land safely with its bright orange streamer. The versatile Viking can be built in an afternoon. It's a great high altitude rocket for beginners, class projects, clubs and rocket demonstrations. (Estes 2012 Web Ad)

Editorial Note:

Catalog Liveries



1986



Web Liveries



2012

Face Card(s)





Also of interest: Estes Viking Family

WAC Corporal (K-11 or #1211)



MODEL NAME: **WAC Corporal**

Also known as:

NUMBER: K-11 or #1211

Introduced: 1963

Final Year: 1978

Designer:

Type: Scale

Motor Mount: 1x18mm

Recovery: Parachute

Stages: 1

Length: 11.8"

Diameter: 0.736"

Span:

Weight: 0.65 oz



Mfg. Description: High-flying scale model of the famous sounding rocket! Easy enough for the novice to build, yet interesting enough for the experienced rocketeer, the WAC Corporal gives top performance for a scale mode. Parachute recovery gives gentle landing flight after flight. Comes in easy-to-assemble kit form. (Estes 1964 Catalog)

=====

High-flying scale model of the famous sounding rocket! Easy enough for the novice to build, yet interesting enough for the experienced rocketeer, the WAC Corporal gives top performance for a scale model. Parachute recovery gives gentle landing flight after flight. Comes in easy-to-assemble kit form (Engines not included). (Estes 1966 Catalog)

=====

1967 Catalog text identical to 1966 Catalog

1968 Catalog text identical to 1966 Catalog


=====

High-flying scale model of the famous sounding rocket! Easy enough for the novice to build, yet interesting enough for the experienced rocketeer. The famous WAC CORPORAL gives top scale performance. Parachute recovery gives gentle landing flight after flight. Comes in easy-to-assemble kit form. (Engines not included.) Kit includes technical report TR-1. (Estes 1969 Catalog)

Editorial Note:



Catalog Liveries



1964



1966



1967



1968



1969

Web Liveries

Face Card(s)



Instruction Header



Also of interest: WAC Corporal Soudning Rocket Family



Wizard (#1292)

MODEL NAME: **Wizard**

Also known as:

NUMBER: #1292

Introduced: 1978

Final Year:

Designer:

Type: Sport

Motor Mount: 1x18mm

Recovery: Streamer

Stages: 1

Length: 12"

Diameter: 0.736"

Span:

Weight: 0.79 oz

Mfg. Description: No tricks here - just the most magical, high flying rocket in the Kingdom! The Estes Wizard is an easy to build, high performance rocket that's known for casting spells on all who own it. One minute he's on the pad, then the next...poof...he's in the air! Standing 12 inches tall, this trickster can reach magical heights of 1,600 feet or more using powerful Estes engines.

The Wizard is a Skill Level 1 kit that includes a one piece body tube, laser cut wood fins and a bullet-shaped plastic nose cone. The easy to apply, self-stick decals are sure to make this mystic rocket the envy of everyone at your local launch field. The Wizard is a great high altitude rocket for beginners, schools, clubs and rocket demonstrations.

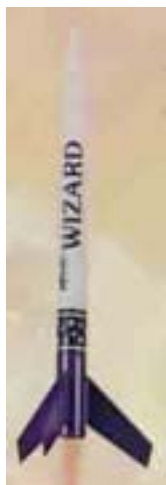
Regardless if you're a beginner or pro, the Wizard promises hours of flying magic! (Estes 2012 Web Ad)

Editorial Note:

Catalog Liveries



1978



1981



1982



1983



1985



1991



1992



1993



1995



1998




2000



2001



2002



2003



2004




2005



2006



2007



2008



2010



2011



2012

Web Liveries



2012



Face Card(s)



Instruction Header



Also of interest:



(Astron) X-Ray (K-18 or #1218)

MODEL NAME: **X-Ray** *Also known as: Astron X-Ray*

NUMBER: K-18 or #1218

Introduced: 1964

Final Year: 1985

Designer:

Type: Payload

Motor Mount: 1x18mm

Recovery: Parachute

Stages: 1

Length: 16.75"

Diameter: 0.950"

Span:

Weight: 7 oz



Mfg. Description: An easy-to-build high performance single stage payload rocket, the Astron X-Ray features parachute recovery and a large see-through payload compartment. Perfect for research work and sport flying too. Kit comes complete (less engines). (Estes 1966 Catalog)

=====

1967 Catalog text identical to 1966 Catalog

1968 Catalog text identical to 1966 Catalog

=====

An easy-to-build high performance single stage payload rocket, the Astron X-Ray features parachute recovery and a large see-through payload compartment. Perfect for research work and sport flying too. Kit comes complete, ready to assemble. Engines not included. (Estes 1969 Catalog)

Editorial Note:

Catalog Liveries



1966



1967



1968




1969



Web Liveries

Face Card(s)

Instruction Header



Also of interest: Estes X-Ray Family



X-Ray (#1834)

MODEL NAME: **X-Ray**

Also known as:

NUMBER: #0834

Introduced: 1997

Final Year: 2004

Designer:

Type: Payload

Motor Mount: 1x13mm

Recovery: Streamer

Stages: 1

Length: 14.5"

Diameter: 0.74"

Span:

Weight



Mfg. Description: Mighty Mini-engines boost this rocket with its clear payload section to over 500 feet! Boost insects into the sky. Fly other experimental payloads! Streamer allows for quick, easy and safe recovery. (Estes 1997 Catalog)

Editorial Note:

Catalog Liveries



1997

Web Liveries

Face Card(s)

Instruction Header

Also of interest: Estes X-Ray Family

Yankee (#1381)



MODEL NAME: **Yankee**

Also known as:

NUMBER: #1381

Introduced: 1982

Final Year:

Designer:

Type: Sport

Motor Mount: 1x18mm

Recovery: Streamer

Stages: 1

Length: 11 in. (27.9 cm)

Diameter: 0.74 in. (19 mm)

Span:

Weight: 0.4 oz. (12 g)

Mfg. Description: Easy-to-build, yet performance that will rival any rocket. Capable of flights over 2,000 feet with 30" long streamer recovery. (Estes 1982 Catalog)

=====

This Estes rocket is Yankee doodle dandy! The patriotic Yankee is a super performance model with a one-of-a-kind shaped nose cone. The aerodynamic nose cone gives this patriot the extra push it needs to fly way above the average rocket its size.

The Estes Yankee is an exciting Skill Level 1 rocket kit that knows how to rip up the skies! When flown with powerful Estes engines, this ultra trim missile screams to amazing heights over 1,800 feet! After a cloud-topping flight, the Yankee returns safely with a neon orange streamer. Within minutes after landing, it's ready for another high altitude launch!

The Yankee stands 11 inches tall and features a one piece body tube, laser cut wood fins, conical shaped nose cone and colorful red and white, All-American looking self-stick decals. Just follow the suggested paint scheme and your Yankee will really stand out on the launch pad or on your shelf.

Be patriotic, get a Yankee and add it to your collection today! (Estes 2013 Web Ad)

Editorial Note:



Catalog Liveries



1982

Web Liveries



2013

Face Card(s)



Instruction Header



Also of interest:



Yellow Jacket (#2008)

MODEL NAME: **Yellow Jacket** *Also known as:*

NUMBER: #2008

Introduced: 1989

Final Year: 1998

Designer:

Type: Sport

Motor Mount: 1x18mm

Recovery: Parachute

Stages: 1

Length: 16.8"

Diameter: 0.976"

Span:

Weight: 1.08 oz



Mfg. Description: High performance is a top feature of this easy-to-assemble sport flier. Flights over 1200 feet high are possible with a "C" engine. (Estes 1989 Catalog)

Editorial Note:

Catalog Liveries



1989

Web Liveries



Face Card(s)



Instruction Header



Also of interest: Estes Yellow Jacket Family



Yellow Jacket (#7005)

MODEL NAME: **Yellow Jacket** *Also known as:*

NUMBER: #7005

Introduced:

Final Year:

Designer:

Type: Sport

Motor Mount: 1x18mm

Recovery: Parachute

Stages: 1

Length: 16.8"

Diameter: 0.976"

Span:

Weight: 1.08 oz

Mfg. Description:

Editorial Note:



Catalog Liveries

Web Liveries

Face Card(s)

Instruction Header

Also of interest: Estes Yellow Jacket Family



Estes Design of the Month (Estes DOM)



Master List for **Estes DOM** by Name

Space Twins	#41
Top Secret	#78

Master List for **Estes DOM** by *Number*

#41	Space Twins
#78	Top Secret

Space Twins (#41)



MODEL NAME: **Space Twins**

Also known as:

NUMBER: #41

Introduced:

Final Year:

Designer:

Type: Boost Glider

Motor Mount: 1x18mm

Recovery: Streamer/Glide + Glide

Stages: 1

Length:

Diameter:

Span:

Weight:

Mfg. Description:

Editorial Note:



Catalog Liveries

Web Liveries

Face Card(s)

Instruction Header



Also of interest:

1378



Top Secret (#78)

MODEL NAME: **Top Secret**

Also known as:

NUMBER: #78

Introduced:

Final Year:

Designer: Brett Simpkins

Type: Exotic

Motor Mount: 1x18mm

Recovery: Parachute

Stages: 1

Length:

Diameter:

Span:

Weight:

Mfg. Description:

Editorial Note:



Catalog Liveries


Web Liveries

Face Card(s)

Instruction Header



Also of interest: Estes DOM Top Secret Family



Estes Model Rocket News (MRN)



Master List for **Estes MRN** by Name

Big Bertha

#13



Master List for **Estes MRN** by *Number*


#13 Big Bertha



Also known as:

Mfg. Description: DESC

Face Card(s)



Also of interest: Estes Big Bertha



1981

Web Liveries

Face Card(s)



Also of interest:



Excelsior Rocketry

Excelsior Rocketry
7205 Roach Road
Lexington, Michigan 48450
gagnello@yahoo.com

<http://www.excelsiorrocketry.com/>



About Excelsior

I am the new owner/operator of Excelsior Rocketry. My name is Gordon Agnello and I think I have everything running now. Please let me know if there are any problems with the site.

(Company Web Statement 2011)



Master List for **Excelsior** by Name

Der Fat Max	<i>Goony</i>
Der Grosser Vati	<i>Goony</i>
Goony Ghost	<i>Goony</i>
Goony Max	<i>Goony</i>
Goonybird Zero	<i>Goony</i>
Honest Goon	<i>Goony</i>
Polar 1	<i>Goony</i>

Der Fat Max



MODEL NAME: **Der Fat Max** *Also known as:*

NUMBER:

Introduced:

Final Year:

Designer:

Type: Goony

Motor Mount:

Recovery: Parachute

Stages: 1

Length:

Diameter:

Span:

Weight:

Mfg. Description: DER FAT MAX is just as GOONY as the others... only bigger!! Who ever said that a wacky design could not get any GOONY-er? It may look familiar, but the wording has been changed to protect the GOONY!!

DER FAT MAX is based on the FAT BOY kit. All you need to add is DER FAT MAX fins, DER FAT MAX decals, and you are off. Like all Retro Bash sets, the DER FAT MAX contains decals, instructions, and fin patterns. You supply the FAT BOY kit. (Excelsior 2012 Web Ad)

Catalog Liveries

Web Liveries



2012

Face Card(s)

Also of interest: Estes Der Red Max Family, Goony Family

1388



Der Grosser Vati

MODEL NAME: Der Grosser Vati

Also known as:

NUMBER:

Introduced:

Final Year:

Designer: Alan Estenson

Type: Sport, Goony

Motor Mount:

Recovery:

Stages:

Length:

Diameter:

Span:

Weight:

Mfg. Description: We all knew it would happen sooner or later.... someone would cross a Max with the Daddy..... Anyway, what sport rocket does not look good with with a skull and crossbones? Alan Estenson thought so, and with some input from Excelsior Rocketry, developed the GROSSER VATI.

The Grosser Vati includes a full page of crisply detailed black and white goofy decals required to get the MAX out of your Big Daddy kit. They have are customized not only to fit this model, many details have been changed as well. Check out Alan's awesome model on the right and below. (Excelsior 2011 Web Ad)

Web Liveries



2011

Face Card(s)

Also of interest: Estes Der Red Max Family, Estes Big Daddy Family

Goony Ghost



MODEL NAME: **Goony Ghost** *Also known as:*

NUMBER:

Introduced:

Final Year:

Designer: Alexa

Type: Goony

Motor Mount: 1x18mm

Recovery: Parachute

Stages: 1

Length:

Diameter:

Span:

Weight:

Mfg. Description: Things are getting really spooky at Excelsior Rocketry. The GOONY GHOST was designed by my Niece Alexa for high flying fun.

The GOONY GHOST is based on the Baby Bertha kit. All you need to add is the GOONY GHOST fins, the GOONY GHOST decals, and you are ready to fly. Like all Retro Bash sets, the GOONY GHOST contains decals, instructions, and fin patterns to build from a Baby Bertha kit that you supply yourself. (Excelsior 2013 Web Ad)

Catalog Liveries

Web Liveries



2009

Face Card(s)

Also of interest: Goony Family

1390



Goony Max

MODEL NAME: **Goony Max**

Also known as: Der Goony Max

NUMBER:

Introduced:

Final Year:

Designer:

Type: Sport, Goony

Motor Mount:

Recovery:

Stages:

Length:

Diameter:

Span:

Weight:

Mfg. Description: The GOONY MAX is a super twisted turn on an older favorite.

The GOONY MAX is based on the Baby Bertha kit. All you need to add is the GOONY MAX fins, the GOONY MAX decals, and you are off. Like all Retro Bash sets, the GOONY MAX contains decals, instructions, and fin patterns to build from a Baby Bertha kit that you supply yourself. (Excelsior 2011 Web Ad)

Web Liveries



2011

Face Card(s)

Also of interest: Estes Der Red Max Family, Goony Family

Goonybird Zero



MODEL NAME: **Goonybird Zero** *Also known as:*

NUMBER:

Introduced:

Final Year:

Designer:

Type: Goony

Motor Mount: 1x18mm

Recovery: Parachute

Stages: 1

Length:

Diameter:

Span:

Weight:

Mfg. Description: Once more, into the world of GOONY we go.... the latest is a stunted little model called the GOONYBIRD ZERO.

The GOONYBIRD ZERO is a kitbash of the Baby Bertha kit. All you need to add is the GOONYBIRD ZERO fins, the GOONYBIRD ZERO decals, and you are off. Like all Retro Bash sets, the GOONYBIRD ZERO contains decals, instructions, and fin patterns to build from a Baby Bertha kit that you supply yourself. (Escelsior 2012 Web Ad)

Web Liveries



2009

Face Card(s)

Also of interest: Estes Blue Bird Zero Family, Goony Family

1392



Honest Goon

MODEL NAME: **Honest Goon** *Also known as:*

NUMBER:

Introduced:

Final Year:

Designer:

Type: Sport, Goony

Motor Mount: 1x18mm

Recovery: Parachute

Stages: 1

Length:

Diameter:

Span:

Weight:

Mfg. Description: The HONEST GOON... just one look says it all: slow and low. It lumbers off the pad yet is very stable. The secret is that big, fat nose section. (actually a BT-6070, and a BNC70AJ). It is fun to build, and and even more fun to lob... I mean fly.

The Honest Goon requires slightly more skill than the other GOONYs as the modeler must build the nosecone from a balsa transition and a balsa nosecone. We rate it at Skill Level 2. As with other Retro Bash kits, the basis is a Baby Bertha. Included are instructions, fin patterns and all the decals needed to build your own Honest Goon. The modeler must supply a Baby Bertha kit, a BT70AJ, a TA6070, and a small ring of BT70.

Web Liveries



2011

Face Card(s)

Also of interest: MGR-1 Honest John Ordnance Family, Goony Family

Polar 1



MODEL NAME: **Polar 1**

Also known as:

NUMBER:

Introduced:

Final Year:

Designer:

Type: Goony

Motor Mount: 1x18mm

Recovery: Parachute

Stages: 1

Length:

Diameter:

Span:

Weight:

Mfg. Description: This decal set will give your Goony that Christmas feel!?

The POLAR 1 is based on the Baby Bertha kit. All you need to add is the POLAR 1? fins, the POLAR 1? decals, and you are ready to fly. Like all Retro Bash sets, the POLAR 1? contains decals, instructions, and fin patterns to build from a Baby Bertha kit that you supply yourself.? (Excelsior 2013 Web Ad)

Catalog Liveries

Web Liveries



2013


Face Card(s)

Also of interest: Goony Family

1394



Fat Cat Rockets, Inc.





Master List for **Fat Cat** by Name

F104 Starfighter



F104 Starfighter

MODEL NAME: F104 Starfighter

Also known as:

NUMBER:

Introduced:

Final Year:

Designer:

Type: Scale

Motor Mount: 1x29mm

Recovery: Parachute

Stages: 1

Length: 39"

Diameter: 3"

Span:

Weight: 34 oz

Mfg. Description: Nicknamed "the missile with a man in it", this scale model of the F 104 will attract attention wherever it is flown. (Fat Cat 2000 Catalog)

Editorial Note:

Catalog Liveries




2000

Web Liveries

Face Card(s)


Instruction Header



Also of interest: F 104 Starfighter Aircraft Family



Flight Dynamics Model Rocketry



Master List for **Flight Dynamics** by Name

Zephyr 5

Zephyr 5

MODEL NAME: **Zephyr 5**

Also known as:

NUMBER:

Introduced:

Final Year:

Designer:

Type: Sport

Motor Mount: 1x18mm

Recovery: Streamer

Stages: 1

Length: 13"

Diameter: 1.675"

Span:

Weight: 1.5 oz

Mfg. Description:

Editorial Note:

Out
Of
Production

Catalog Liveries

Web Liveries

Face Card(s)




Instruction Header

Also of interest:



Flight Systems Inc. (FSI)





Master List for **FSI** by Name

Hercules	#1020
Intrepid	#1032
Micro	#1008
Micro	MRK-8
Nike Smoke	#1030
Nova	#1003
Nova	MRK-3
Sprint	#1007
Sprint	MRK-7
Viking 1	#1009
Viking 1	MRK-9
Viking 2	#1010
Viking 2	MRK-10
Viking 3	#1011
Viking 3	MRK-11
Viking 4	#1012
Viking 4	MRK-12
Viking 5	#1029

Master List for **FSI** by Number

#1003	Nova
#1007	Sprint
#1008	Micro
#1009	Viking 1
#1010	Viking 2
#1011	Viking 3
#1012	Viking 4
#1020	Hercules
#1029	Viking 5
#1032	Intrepid
#1030	Nike Smoke
MRK-3	Nova
MRK-7	Sprint
MRK-8	Micro
MRK-9	Viking 1
MRK-10	Viking 2
MRK-11	Viking 3
MRK-12	Viking 4

Hercules (#1020)



MODEL NAME: **Hercules**

Also known as:

NUMBER: #1020

Introduced: 1987

Final Year: 1994

Designer:

Type: Sport, Payload

Motor Mount:

Recovery:

Stages: 1

Length: 33.5"

Diameter: 2.25"

Span:

Weight:



Mfg. Description: The Hercules is a large 33 1/2" rocket used to demonstrate the high performance of F100 rocket engines. Its always a crowd pleaser as it streaks off the launch pad. The Hercules makes an excellent research vehicle capable of carrying large payloads. (FSI 1990 Catalog)

Editorial Note:

Catalog Liveries



1990

Web Liveries



Face Card(s)



Instruction Header(s)



Also of interest:

Intrepid (#1032)



MODEL NAME: **Intrepid**

Also known as:

NUMBER: #1032

Introduced: 1990

Final Year: 1994

Designer:

Type: Exotic, Payload, Cluster

Motor Mount: 2x21mm + 1x29mm

Recovery: Parachute

Stages: 1

Length: 49.5"

Diameter: 2.26"

Span:

Weight: 18 oz



Mfg. Description: An excellent flying model that can be flown with a single engine or with the cluster pack of engines shown on this page. Either way it is sure to be a crowd pleaser. (FSI 1990 Catalog)

Editorial Note:

Catalog Liveries



1990

Web Liveries



Face Card(s)



Instruction Header(s)



Also of interest:

Micro (MRK-8 or #1008)



MODEL NAME: **Micro** *Also known as:*

NUMBER: MRK-8 or #1008

Introduced: 1968

Final Year: 1994

Designer:

Type: Sport

Motor Mount:

Recovery: Parachute

Stages: 1

Length: 287mm

Diameter: 23mm

Span: 128mm

Weight: 30g

Mfg. Description: A high performance kit designed by rocket engineers to introduce the new-comer to the thrills and excitement of model rocketry. Don't delay start flying today.

Easy to follow instructions show step by step assembly of model rocket. Model can be built and ready to launch in 15 min. so join the group of model rocketeers today.

Instructions show how to build your own model rocket launcher and firing panel. Important steps to follow for preflight and count down are included.

Micro will fly to very high altitudes where the recovery system will eject the parachute and lower your model gently to the earth. Your introduction to the sport of model rocketry will have begun. (FSI 1970 Catalog)

Editorial Note:

Catalog Liveries



1970



Web Liveries

Face Card(s)



Instruction Header(s)



Also of interest:

Nike Smoke (#1030)



MODEL NAME: **Nike Smoke** *Also known as:*

NUMBER: #1030

Introduced: 1990

Final Year: 1994

Designer:

Type: Scale

Motor Mount:

Recovery: Parachute

Stages: 1

Length: 26.6"

Diameter: 2"

Span:

Weight: 4.75 oz

Mfg. Description: The Nike Smoke is a 1/8 scale model of the solid propellant sounding rocket used by NASA to measure wind velocities up to 75,000 ft. Chemicals released from the nose cone formed a dense white smoke that was photographically recorded to show wind movements. (FSI 1990 Catalog)

Editorial Note:

Catalog Liveries



1990



Web Liveries

Face Card(s)



Also of interest: Nike Smoke Sounding Rocket Family

Nova (MRK-3 or #1003)



MODEL NAME: **Nova** *Also known as:*

NUMBER: MRK-3 or #1003

Introduced: 1967

Final Year: 1994

Designer:

Type: Sport, Payload

Motor Mount: 1x24mm

Recovery: Streamer

Stages: 1

Length: 425mm

Diameter: 29mm

Span:

Weight:




Mfg. Description: Nova, meaning the brightest star, is the aptly chosen name for this new kit. Being scientifically designed for high altitude flights, the Nova is truly a bright star in our new line of model rocket kits.

The Nova features easy to follow, step by step instructions plus all the equipment necessary for streamer recovery. The upper body section of the Nova incorporates a removable nosecone for access to the payload compartment. We feel confident that you will find the Nova an interesting and educational model rocket for all. (FSI 1967 Catalog)

Editorial Note:

Catalog Liveries



1967

Web Liveries

Face Card(s)



Instruction Header(s)



Also of interest:

SUPER SAVER
100% MONEY BACK GUARANTEE

14 14

Web Liveries

Face Card(s)



Instruction Header(s)



Also of interest: Parachute Duration Family

Viking 1 (MRK-9 or #1009)



MODEL NAME: **Viking 1**

Also known as: Viking, Viking I

NUMBER: MRK-9 or #1009

Introduced: 1968

Final Year: 1987

Designer:

Type: sport/tube fin

Motor Mount: 1x18mm

Recovery: parachute

Stages: 1

Length: 20"

Diameter: 0.903"

Span:

Weight: 1.6 oz



Mfg. Description:

Catalog Liveries



1971



1977



1979



Web Liveries

Face Card(s)



Also of interest: FSI Viking Family, Tubefin Family

Viking 2 (MRK-10 or #1010)



MODEL NAME: **Viking 2**

Also known as: Viking II

NUMBER: MRK-10 or #1010

Introduced: 1968

Final Year: 1994

Designer:

Type: sport/tube fin

Motor Mount:

Recovery: parachute

Stages: 1

Length: 16"

Diameter: 0.903"

Span:

Weight: 1.5 oz




Mfg. Description:

Catalog Liveries



1971



1977



1979



1990

Web Liveries

Face Card(s)

Also of interest: FSI Viking Family, Tube Fin Family



Viking 3 (MRK-11 or #1011)

MODEL NAME: **Viking 3**

Also known as:

NUMBER: MRK-11 or #1011

Introduced: 1968

Final Year: 1987

Designer:

Type: sport/tube fin

Motor Mount:

Recovery: parachute

Stages: 1

Length: 15"

Diameter: 0.903"

Span:

Weight: 1.5 oz

Mfg. Description:



Catalog Liveries



1971



1977



1979

Web Liveries

Face Card(s)



Also of interest: FSI Viking Family, Tube Fin Family



Viking 4 (MRK-12 or #1012)

MODEL NAME: **Viking 4**

Also known as: Viking IV

NUMBER: MRK-12 or #1012

Introduced: 1968

Final Year: 1994

Designer:

Type: sport/tube fin

Motor Mount:

Recovery: parachute

Stages: 1

Length: 20.25"

Diameter: 1.130"

Span:

Weight: 2.1 oz



Mfg. Description: The VIKING 4 is for the advanced rocketeer who wants only the finest in high flying models.

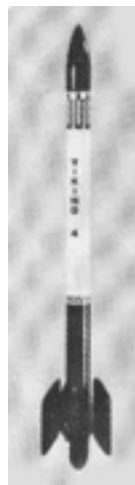
Roam the sky. Be a bold one. Fly a Super Viking!

Altitudes to 4000' can be reached with Flight Systems, Inc. super powered "F" series model rocket engines. (FSI 1971 Catalog)

Catalog Liveries



1971



1977



1979



1990

Web Liveries

Face Card(s)

Also of interest: FSI Viking Family, Tube Fin Family

Viking 5 (#1029)



MODEL NAME: **Viking 5**

Also known as: Viking V

NUMBER: #1029

Introduced: 1987

Final Year: 1994

Designer:

Type: sport/tube fin

Motor Mount:

Recovery: parachute

Stages: 1

Length: 45.34"

Diameter:

Span:

Weight:



Mfg. Description: The VIKING V is the command ship of the Viking series. It stands 45.34 inches tall and features a transition section. The advanced design stabilizers make this kit unique in appearance as well as offering extreme stability. (FSI 1990 Catalog)

Catalog Liveries

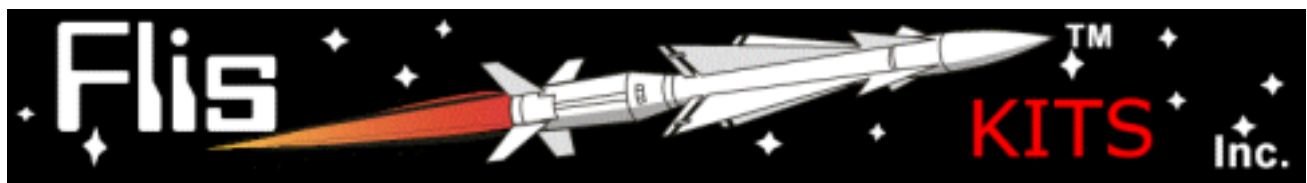


1990

Web Liveries

Face Card(s)

Also of interest: FSI Viking Family, Tube Fin Family



FlisKits

FlisKits, Inc., Model Rocket Kits & Supplies

6 Jennifer Drive

Merrimack, NH 03054

(603) 494-1145

<http://fliskits.com/>





About FlisKits

Greetings from the quaint New England state of New Hampshire and the "new kids on the rocketry block", FlisKits, Incorporated.

There are many small model rocket companies around the country. Some specialize in a particular type of rocketry (competition, scale, etc), while some specialize in a particular aspect of rocketry (recovery devices, launch equipment, etc). All provide their own brand of rocketry enthusiasm. All play their own special part in keeping model rocketry fun and exciting. The number of such companies has just grown by one.

FlisKits, Inc. hopes to distinguish itself in its return to "rocketry of old" with a large and growing array of model rocket kits that fire the imagination, teach basic skills and enables the modeler to grow their skills and interest in all that model rocketry has to offer.

(Company Web Statement 2011)



Master List for **FlisKits** by Name

A.C.M.E. Spitfire	SP007	
Alien8	SHX01	
Borealis	FR008	
Buck Shot	MX020	<i>Micro to the Maxx</i>
Dead Ringer	MX017	<i>Micro to the Maxx</i>
Decaffeinator	SP011	
Deuce's Wild	CL002	
Diminutice Deuce	MX005	<i>Micro to the Maxx</i>
dooDad	SP025	<i>Jig-Tech</i>
doo-Hickey	MX009	<i>Jig-Tech, Micro to the Maxx</i>
Freedom Forge Missile	SP009	
Honest John	MX008	<i>Micro to the Maxx</i>
L-13	SC004	
Long OverDue	SP008	
Midnight Express	FRE01	<i>Free Download</i>
Mudwasp	MX013	<i>Micro to the Maxx</i>
Nell	SC003	
Night Whisper	FR006	
OverDue	OD001	
Richter Recker	CL001	
Thing-a-ma-Jig	SP015	<i>Jig-Tech</i>
Tres	CL003	
Tres (13mm)	CL003-13	<i>Planset</i>
Tres (24mm)	CL003-24	<i>Planset</i>
Watchamacallit	SP017	<i>Jig-Tech</i>



Master List for **FlisKits** by *Number*

CL001	Richter Recker	
CL002	Deuce's Wild	
CL003	Tres	
CL003-13	Tres (13mm)	<i>Planset</i>
CL003-24	Tres (24mm)	<i>Planset</i>
FR006	Night Whisper	
FR008	Borealis	
FRE01	Midnight Express	<i>Free Download</i>
MX005	Diminutive Deuce	<i>Micro to the Maxx</i>
MX008	Honest John	<i>Micro to the Maxx</i>
MX009	doo-Hickey	<i>Micro to the Maxx, Jig-Tech</i>
MX013	Mudwasp	<i>Micro to the Maxx</i>
MX017	Dead Ringer	<i>Micro to the Maxx</i>
MX020	Buck Shot	<i>Micro to the Maxx</i>
OD001	OverDue	
SC003	Nell	
SC004	L-13	
SHX001	Alien8	
SP007	A.C.M.E. Spitfire	
SP008	Long OverDue	
SP009	Freedom Forge Missile	
SP011	Decaffeinator	
SP015	Thing-a-ma-Jig	<i>Jig-Tech</i>
SP017	Whatchamacallit	<i>Jig-Tech</i>
SP025	dooDad	<i>Jig-Tech</i>



A.C.M.E. Spitfire (SP007)

MODEL NAME: **A.C.M.E. Spitfire**

Also known as: ACME Spitfire, Spitfire

NUMBER: SP007

Introduced: 2003

Final Year:

Designer: Jim Flis

Type: Oddroc

Motor Mount: 1x24mm

Recovery: Parachute

Stages: 1

Length: 18.1"

Diameter: 2.217"

Span: 8"

Weight: 2.87 oz

Mfg. Description: A.C.M.E. Spitfire: Without question the most unusual, imaginative and bizarre kit to ever be produced! Bent in ways that would surely prevent stable flight, the ACME Spitfire delivers arrow straight flights time after time! One of the most talked about kits available today! (Fliskits 2005 Web Ad)

This is more along the lines of something you'd expect to see racing through the desert after some strange bird rather than into the wild blue yonder!

So, here's the story... ..Ever have one of those days where nothing is going right? I mean by the BUCKET load! I fire up the ol' computer to do some more work on the latest kit design for FlisKits and what do I find? The file has gotten corrupted, the computer is acting up and my mouse is skipping and jerking. But I have a job to do, get this design in the bag and into production. Well it was a long night and it wasn't until I woke the next day that I realized what had happened to the design. Then it was too late and we HAD to make it work!

Well, no, that isn't really what happened... What really happened is my son came up to me one day with a cartoon and said "Hey Dad, bet you can't make THIS fly!" Now, what was I to do?? So I took the challenge and the A.C.M.E. Spitfire is the result!

Don't let its simple lines fool you. This is a quite complex model to build! With 7 Centering Rings, cutting and customization of Body Tubes and rolling your own Nose Cone, there are challenges here that you won't find with other kits.

But the results??

You want to shock your friends? Do you want to give your RSO night terrors? Want to prove a point to your physics teacher? Get an A.C.M.E. Spitfire and do all of that in seconds! Then astound everyone, including yourself, when the A.C.M.E. Spitfire turns in one beautiful, straight flight time after time after time!

From the makers of the famous Deuce's Wild!, FlisKits brings you the A.C.M.E. Spitfire. (Fliskits 2012 Web Ad)

Editorial Notes:

Catalog Liveries



2005



2010 Spring



2012

Web Liveries



2003



2008

Face Card(s)

Instruction Header(s)



Other Printed Matter



2005 Poster

Also of interest:

Alien8 (SHX001)



MODEL NAME: **Alien8** *Also known as:*

NUMBER: SHX001

Introduced: 2004

Final Year:

Designer: Shrox

Type: Exotic

Motor Mount: 1x18mm

Recovery: Parachute

Stages: 1

Length: 39.0"

Diameter: 0.976"

Span: 7.754"

Weight: 2.4 oz

Mfg. Description: "Lean, Mean eater of human spleens!"

The Alien8 is sure to frighten everyone at your next launch.

The Alien8 is the first in what we hope will become an entire series of model rocket kits designed by Shrox of SHROX Industria!

This particular design comes to us from a very private race of beings who inhabit the Horse Head Nebula. Their xenophobic nature has led to much speculation but little real information about their biology, science or philosophies. While very aggressive, this race seems to have accepted a lasting truce with their surrounding neighbors.

The Alien8 will make a fine addition to any model rocket collection and is a wonderful complement to the FarScape model rocket kits by FlisKits. (Fliskits 2005 Catalog)

=====

The Alien8 is the first in what we hope will become an entire series of model rocket kits designed by Shrox of SHROX Industria!

The Shrox line of model rocket kits by FlisKits can be identified by their unique model numbers (all beginning with SHX) as well as their unique color slash on the kit cover art. All Shrox kits will bear a light purple slash.

The FlisKits Alien8 came about after months of discussion with Shrox. It was finally decided that his designs truly compliment the types of model rocket kits that FlisKits strives to bring to the model rocket community.

This particular design comes to us from a very private race of beings who inhabit the Horse Head Nebula. Their xenophobic nature has lead to much speculation but little real information about their biology, science or philosophies. While very aggressive, this race as seemed to accept a lasting truce with her surrounding neighbors.

The Alien8 will make a fine addition to any model rocketry collection and is a wonderful compliment to the FarScape model rocket kit by FlisKits. While this is the same design as the original Alien8 kit by Shrox Industria, FlisKits has implemented many subtle changes and improvements



to help the modeler realize the full potential of this wonderful design. All modifications were approved by Shroxx himself, and will make this model a joy to build and to own.

Changes include the use of silk-screened waterslide decals, balsawood nose cones, laser cut light plywood for the main round fins, easier part preparation, Kevlar enhanced recovery system and a fin jig to help in attaching fins.

Look for this and other fun and exciting model rocket kits as we continue to bring you the best that model rocketry has to offer! (Fliskits 2013 Web Ad)

Editorial Notes:

Catalog Liveries



2005

Web Liveries



2007

Face Card(s)



Instruction Header(s)

Also of interest: Shrox Alien 8 Family



Borealis (FR008)

MODEL NAME: **Borealis**

Also known as:

NUMBER: FR008

Introduced: 2007

Final Year:

Designer: Jim Flis

Type: Exotic

Motor Mount: 1x18mm

Recovery: Parachute

Stages: 1

Length: 30.5"

Diameter: 1.325"

Span: 8.5"

Weight: 3.15 oz

Mfg. Description: No significant text in 2010 Catalog

=====

Borealis. A beautiful display of dancing lights in the Northern sky, powered by the sun. Now also a beautiful ship powered by the interstellar debris left in the wake of the formation of suns.

The Borealis model rocket kit is the newest jewel of a kit that compliments a fleet of jewels from the folks at FlisKits.

Standing over 30" tall, her delicate mid-ship constructions and graceful tube fins create a look that is a first in this long lived sport. The Borealis will make your fleet of model rockets SHINE!

The features of this new kit are many and begins with the most unique set of laser cut parts ever offered. Including fins, centering rings and even parts for two alignment jigs this component packed set of parts give the Borealis her wondrous appearance. In addition to the laser cut parts, the Borealis also features:

Ducted Ejection: No recovery wadding needed! The mid-ship section, constructed from 3 thin tubes functions as a 14" long ejection baffle reaching all the way up to the forward parachute compartment.

Tube Fins: Not just any tube fins, but the largest ever offered in a model rocket kit, for incredible stability and a wonder look too!

Alignment Jigs: Two different jigs that help make a complex assembly a simple process.

Decals: A new form of peel-n-stick decals made from 2 mil vinyl providing vibrant colors and a very aggressive adhesive to keep them in place. Further, these stickers are contour cut to the edge of the decal color so no cutting is required. Historically modelers have dis-liked peel-n-stick decals, but we believe that this new style of material and printing process will change this opinion.

Looks: We can't sit back and ignore the physical appearance of this kit as a feature in and of itself. The stuff that interstellar dreams are made of, the Borealis is truly a thing of beauty. We think that you will agree. (Fliskits 2013 Web Ad)

Editorial Notes:

Catalog Liveries



2010

Web Liveries



2007

Face Card(s)

Instruction Header(s)

Also of interest: Fliskits Borealis Family



Buck Shot (MX020)

MODEL NAME: **Buck Shot** *Also known as:*

NUMBER: MX020

Introduced:

Final Year:

Designer: Jim Flis

Type: Sport, Ring Fin

Motor Mount: 1x6mm

Recovery: Streamer

Stages: 1

Length: 6.69"

Diameter: 0.541"

Span: 1.63"

Weight:

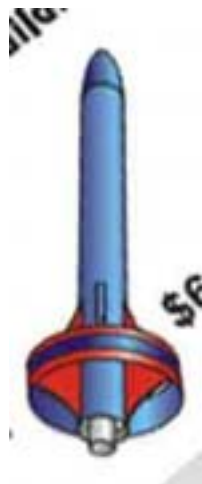
Mfg. Description: No significant text in 2012 Catalog

=====

Introduce yourself to the world of micro model rockets with the Buck Shot! Easy to build and fun to fly, the Buck Shot features laser cut fiber fins, a stylish tail ring and streamer recover. Also, with the BT-5 main body tube, this model is quick and easy to prep for flight! Being on the heavy side (for a micro model), and the added drag of the tail ring leads to low flights of about 100 feet making the Buck Shot perfect for small fields and demonstration flights! (Fliskits 2013 Web Ad)

Editorial Notes:

Catalog Liveries



2012

Web Liveries



2013

Face Card(s)

Instruction Header(s)

Also of interest: Fliskits Micro to the Maxx Marketing Family



Dead Ringer (MX017)

MODEL NAME: **Dead Ringer** *Also known as:*

NUMBER: MX017

Introduced:

Final Year:

Designer: Jim Flis

Type: Exotic, Downscale

Motor Mount: 1x6mm

Recovery: Streamer

Stages: 1

Length: 8.63"

Diameter: 0.281"

Span: 3.05"

Weight:

Mfg. Description: More Micro to the MAXX fun! The newest addition to the FlisKits micro line of model rockets! Unique ring finned design for incredible flights and to spark your imagination! (FlisKits 2010 Catalog)

=====

We get many requests for micro down scales of many of our popular kits. This lead to the Diminutive Deuce and Petite Praetor, just to name two. One design that we have looked at long and hard was the Borealis. While it may be considered just too complex to do an accurate downscale of such a detailed model in the world of Micro to the MAXX, we came darned close with the Dead Ringer!

Boasting 3 large hoop fins, supported by laser cut fiber fins, the Dead Ringer is a marvel of engineering in miniature. While we don't duplicate the intricate ducting of the Borealis, the Dead Ringer certainly bears a resemblance with sweeping grace all her own.

Check out the photo's below to see how this model evolved into what you see before you. As micro models go, the Dead Ringer will be a trend-setter in your growing fleet of Micro to the MAXX (FlisKits 2013 Web Ad)

Editorial Notes:

Catalog Liveries



2010

Web Liveries



2013

Face Card(s)

Instruction Header(s)

Also of interest: Fliskits Borealis Family, Fliskits Micro to the Maxx Marketing Family



Decaffeinator (SP011)

MODEL NAME: **Decaffeinator** *Also known as:*

NUMBER: SP011

Introduced: 2005

Final Year:

Designer: Jim Flis

Type: Oddroc

Motor Mount: 1x24mm

Recovery: Parachute

Stages: 1

Length: 69"

Diameter: 3.75"

Span: 11"

Weight: 6.1 oz

Mfg. Description: Foam cup rocket made almost entirely of foam coffee cups.

Build a rocket over 7 feet tall that weighs less than 5 ounces.

Easy assembly and great flights time after time! The largest C powered rocket ever made!

(Fliskits 2005 Catalog)

The Decaffeinator is a first in the world of model rocketry. Not that this is the first foam cup rocket ever made. But it IS the first foam cup rocket KIT ever made!

Foam cup rockets seem to be a product of the minds of rocketeers in the North East USA but their actual origins are not known. First seen by Jim Flis at a Pearl River MODroc conference, Jim has explored these beasts for many years trying new and different designs every time. They are fun to build and always get attention at the launch field. (Fliskits 2011 Web Ad)


Editorial Notes:

Catalog Liveries



2005

Web Liveries



2007

Face Card(s)

Instruction Header(s)

Other Printed Matter



2005 Poster

Also of interest:



Deuce's Wild (CL002)

MODEL NAME: **Deuce's Wild** *Also known as:*

NUMBER: CL002

Introduced: 2002

Final Year:

Designer: Jim Flis

Type: Sport, Cluster

Motor Mount: 2x18mm

Recovery: Parachute

Stages: 1

Length: 21.2"

Diameter: 1.637"

Span: 9.64"

Weight: 1.97 oz

Mfg. Description: The Deuce's Wild! stunned them at NSL! Shocked them at local launches! Has taken the WORLD by storm! Find out what all the excitement is about!

The Deuce's Wild! sports the most unique cluster arrangement ever found in model rocketry! Each of two motors are canted at a 15 degree angle, producing awesome smoke trails as it rips into the sky on dual motor cluster!

Special attention to detail is needed to construct and launch this model properly. Simultaneous engine ignition is critical for stable flights, but once launched, the crowd will hush as they watch something like they've never seen before! (FlisKits 2005 Catalog)

=====

Deuce's ARE wild, with this unique model rocket kit!

The Deuce's Wild! sports the most unique cluster arrangement ever found in model rocketry!

Each of two motors are canted at a 15 degree angle, producing awesome smoke trails as it rips into the sky on dual motor cluster!

Special attention to detail is needed to construct and launch this model properly. Simultaneous engine ignition is critical for stable flights, but once launched, the crowd will hush as they watch something like they've never seen before!

Safely returned on a colorful 16" parachute, this model will bring you hours of fun and make a fin addition to your growing fleet of model rockets!

The Deuce's Wild! is also the proud vehicle of the Tour de' Deuce, now touring the United States of America! Begun in November of 2003 in Florida, the Tour de' Deuce is slated to conclude in early 2006 in New Hampshire. (FlisKits 2013 Web Ad)

Editorial Notes:

Catalog Liveries



2005

Web Liveries



2002



2007

Face Card(s)

Instruction Header(s)

Also of interest: FlisKits Deuce's Wild Family



Diminutive Deuce (MX005)

MODEL NAME: **Diminutive Deuce**

Also known as:

NUMBER: MX005

Introduced: 2006

Final Year:

Designer: Jim Flis

Type: Sport, Downscale

Motor Mount: 2x6mm

Recovery: Streamer

Stages: 1

Length: 6.56"

Diameter: 0.541"

Span: 3.18"

Weight:

Mfg. Description: No significant text in 2010 catalog.

=====

The Deuce's Wild! canted motor model rocket concept has become one of the most popular and talked about design in the industry. It's canted motor cluster produces the most distinctive smoke trail of any model rocket kit available with the possible exception of the Tres, her cousin kit.

As a result of this popularity and the excitement generated by this design, FlisKits has started selling engine mount kits for the Deuce's Wild! as well as upscale (24mm) and down scale (13mm) versions of that mount. To further highlight the popularity of this particular design, FlisKits held a "Deuce Bash" contest resulting in many exciting designs based on this most creative engine mount.

The highlight of all of this popularity is the ongoing Tour de Deuce that is taking 2 Deuce's Wild! kits and flying them in every state in the United States of America.

It seems, with regard to the Deuce, that the fun never stops! And that tradition continues with the announcement of the Diminutive Deuce! The smallest of the Deuce family, the Diminutive Deuce measures in at a "diminutive" 6.56" tall, making it one of the smallest, if not THE smallest Micromaxx® cluster kits ever offered!

The Diminutive Deuce! comes with everything you need to construct this model. This kit features balsa wood fin stock with a fin pattern for cutting out 4 trapezoid fins, balsa nose cone, body tube, 2 motor tubes and a custom centering ring. Also included is a fin pattern sheet with details on how to cut the body tube to accept the canted cluster motor mount. Highly detailed instructions and high quality Kevlar® based recovery equipment make this kit a joy to build and a thrill to fly!

Instructions also include details on how to prepare your model for flight including special tips on launching cluster Micromaxx® models.

Also, to get that classic two-tone yellow on blue Deuce paint scheme, we offer for free download the painting mask you will need to duplicate this attractive trademark paint job. (FlisKits 2013 Web Ad)

Editorial Notes:

Catalog Liveries



2010

Web Liveries



2006



2011



2013

Face Card(s)

Instruction Header(s)

Also of interest: FlisKits Deuce's Wild Family, FlisKits Micro to the Maxx Marketing Family



dooDad (SP025)

MODEL NAME: **dooDad**

Also known as:

NUMBER: SP025

Introduced: 2012

Final Year:

Designer: Jim Flis

Type: Sport

Motor Mount: 1x18mm

Recovery: Streamer

Stages: 1

Length: 14.28"

Diameter: 0.736"

Span: 4.86"

Weight: 0.8 oz

Mfg. Description: PERFECT BEGINNER KIT! Features Jig Tech fins, Streamer recovery, Positive motor retention and a low price!

Taking our Jig-Tech fin idea to another level, the dooDad gives you a rocket that is super easy to build, low cost and extra strong (important when in the hands of excited beginners at the class rocket launch!)

Featuring minimum diameter (meaning that the body tube and motor tube are one in the same (eg: no engine mount)) allows for faster assembly in the class room. This also allows for a much wider variety of motors in a very small model so that you can launch in small fields with the 1/2A and A motors then send it nearly out of sight on C motors!

The laser cut basswood fins provide the easiest to assemble fin unit of any model rocket kit! Perfect for beginners to the hobby!

The use of basswood provides a much stronger fin than that found with balsa wood. This helps to eliminate the problem of broken fins on launch day with your class or youth group!

Another nice feature of this kit is the use of an engine hook for positive motor retention. This is an important aspect to a beginner kit but is rarely found in minimum diameter models as there is no way to secure the hook in place. This problem is solved because of the nature of the Jig Tech fin unit. The hook is simply trapped under the fin unit and help firmly in place.

Bring the dooDad to your next launch and discover the excitement of model rocketry at its best! (Fliskits 2012 Web Ad)

Editorial Notes: The following is from a personal communication from Jim Flis to the editor concerning the rationale behind the dooDad

Now, the dooDad was created to address specific teacher requests...

- *Low cost (like the Whatchamacallit)*
- *Sturdier fins (balsa breaks too easily)*
- *The ability to fly to great altitude (18mm and/or minimum diameter)*

So, the dooDad is, basically, the same size as the Whatchamacallit but is minimum diameter and can be flown with 1/2A, A, B, C motors (even a D21 to be honest....). The fins are basswood, for greater

strength, and it is streamer recovery to aid in recovery from great altitudes. The elimination of an engine mount reduces cost as well as time to assemble (however, the basswood fins had all that cost savings (and more) back on...). (Jim Flis email to John Lee, 31 Dec 2012)

Catalog Liveries

Web Liveries



2012

Face Card(s)

Instruction Header(s)

Also of interest: Fliskits Thing-a-ma-Jig Family, Fliskits Jig-Tech Marketing Family



doo-Hickey (MX009)

MODEL NAME: **doo-Hickey**

Also known as:

NUMBER: MX009

Introduced:

Final Year:

Designer: Jim Flis

Type: Sport

Motor Mount: 1x6mm

Recovery: Streamer

Stages: 1

Length: 7.4"

Diameter: 0.448"

Span: 2.5"

Weight:

Mfg. Description: The FlisKits doo-Hickey is a breakthrough in the world of micromaxx® technology. Implementing FlisKits Jig-Tech™ technology has enabled us to present the first ever Skill Level 1 micromaxx® kit!

At over 7" long and based on the BT-4 tube (0.448" OD), the doo-Hickey is a bit on the large size for a micromaxx® model. This is to help young and inexperienced hands when working with such small parts as is normally found in a micromaxx® kit. Small items such as the cord anchor (a small nail) and the engine block can be intimidating for the beginner and experienced alike.

However, the feature that truly makes the doo-Hickey a skill level 1 kit is the use of Jig-Tech™ fins, first developed for the Thing-a-ma-Jig kit. The figure below shows the nature of the fin, laser cut with tabs and slots, as well as how it is assembled. The Jig-Tech™ design keeps the fins from falling off while the glue dries and also assures perfectly straight fins time after time.

The photo to the right (click on the image to see a larger version) is a rare photo of the launch of Randy Milliken's doo-Hickey kit. Rare because it is so darned hard to capture the launches of these little guys on film! Randy did a fine job here.

While some help may be needed by young and/or inexperienced builders, the doo-Hickey is going to be your easiest build, by far, for a micromaxx® model that uses conventional model rocket components such as wood fins and nose cone.

This model will also perform incredibly well, reaching altitudes of over 100 feet. Easy to build, easy to prep and easy to recover.

Impress your friends, not only with our Micromaxx® kits, but kits that are attractive, high performing and fun to watch, as only FlisKits can do!

Check out our other fine Micromaxx® offerings including kits, parts and accessories as FlisKits continues to grow this segment of model rocketry!

This model is rated as a Skill Level 1 model. This is the perfect model to learn the skills and techniques to successfully build and fly FlisKits Micromaxx® model rocket kits. (Fliskits 2012 Web Ad)

Editorial Notes:

Catalog Liveries

Web Liveries



2012

Face Card(s)

Instruction Header(s)

Also of interest: Fliskits Thing-a-ma-Jig Family, Fliskits Jig-Tech Marketing Family, Fliskits Micro to the Maxx Marketing Family



Freedom Forge Missile (SP009)

MODEL NAME: **Freedom Forge Missile**

Also known as:

NUMBER: SP009

Introduced:

Final Year:

Designer: Daren Humphries

Type: Sport, Pseudo-Ordnance

Motor Mount: 1x18mm

Recovery: Parachute

Stages: 1

Length: 21.82"

Diameter: 1.637"

Span: 7.97"

Weight: 2.35 oz



Mfg. Description: The Freedom Forge Missile is the FIRST EVER Design of the Year winner from FlisKits and is the first model rocket kit ever produced as a prize in winning a contest!

Unique fin styling!

Large scale-like design!

Huge parachute compartment! (FlisKits 2005 Catalog)

Editorial Notes:

Catalog Liveries



2005

Web Liveries



Face Card(s)

Instruction Header(s)

Also of interest:



Honest John (MX008)

MODEL NAME: **Honest John** *Also known as:*

NUMBER: MX008

Introduced: 2006

Final Year:

Designer: Jim Flis

Type: Scale

Motor Mount: 1x6mm

Recovery: Streamer

Stages: 1

Length: 4.46"

Diameter: 0.375"

Span: 1.72"

Weight:

Mfg. Description: The FlisKits Honest John 1:61 represents a first for FlisKits in that it is our first Scale Model. While not containing the kind of detail that you would find in a larger version of this model, the Micromaxx® Honest John is still a model you can be proud to build and fly!

This tiny representation of the famous Honest John missile features laser cut 1/16" thick basswood fins. These laser cut fins also feature a precise etched line to indicate the sanding line when feathering the edges to match that of the real missile. Also included with this exciting kit are silk screened decals providing the US ARMY decal (times 2) along with pitch/yaw markers and even decals representing the spin motors on the nose cone. Of course the die-hard scale modeler is welcome to try their hand at carving scale spin motors to attach to the nose cone!

Further, the nose cone, tiny as it is, is as close to true scale as we can make it, with the tail end of the cone a true conic shape. Many version of the Honest John model have errored in this respect, making the entire cone a curved profile.

As small as she is, she still performs incredibly well with Micromaxx® motors and can easily soar to 100 feet and beyond on MMXII motors. In addition to the fins and decals, the MTTM Honest John also features #16 Kevlar® shock line with a 1/2" X 8" red and silver mylar streamer for safe recovery and ease of tracking.

See how FlisKits has set new standards with regard to the world of micromaxx! Discover for yourself the quality and performance that these small models and motors can really display. Forget everything you've heard about "plastic bricks" and poor performance. Not with these beauties! Ultra light weight, precision cut parts and the finest turned balsa nose cones in the industry, bar none! (Fliskits 2006 Web Ad)

Catalog Liveries



2010

Web Liveries



2008



2010



2011



Face Card(s)



Also of interest: MGR-1 Honest John Ordnance Family, Fliskits Micro to the Maxx Family

L-13 (SC004)



MODEL NAME: **L-13** *Also known as:*

NUMBER: SC004

Introduced: 2010

Final Year:

Designer: Jim Flis

Type: Scale

Motor Mount: 1x18mm

Recovery: Parachute

Stages: 1

Length: 35.5"

Diameter: 1.637"

Span: 3.21"

Weight: 2.9 oz.

Mfg. Description: Scientist, inventor, visionary. The 3 words that best describe Robert Hutchings Goddard.

From 1936 - 1939 Goddard began work on the K and L series of rockets. These rockets were much larger than his previous attempts and they were plagued with failures. The main problem was overheating and burn through of the engine. Several attempts were made to solve this problem, including running the liquid oxygen around the outside of the combustion chamber, but this was ruled as too complex.

In the end, he downsized his efforts and worked on lightening the rocket to help attain higher altitudes.

The L-13 rocket was the king of this effort reaching an altitude of 2700 meters on March 26th, 1937 with a burn time of 22.3 seconds.

This 1:5.5 sport scale model of Goddard's L-13 rocket is a fairly easy build and will provide you with a very nice looking reproduction of this most famous rocket. Turning in outstanding flights on all motors, the L-13 is a must for scale enthusiast as well as history buffs and those who just want a very cool rocket to show off at their next launch!

The L-13 is one of two commemorative kits for the 2010 national convention, NARCON. This event is being held at Clark University in Worcester, MA where Goddard taught and began his serious rocketry work.

FlisKits is proud to be able to offer this small series of model rocket kits commemorating one of the most important visionaries this country has ever had. (Fliskits 2012 Web Ad)



Editorial Notes:

Catalog Liveries



2010 Sprint

Web Liveries



2012

Face Card(s)

Instruction Header(s)

Also of interest: (Goddard) L-13 Sounding Rocket Family, Fliskits Robert H. Goddard Historic Series Marketing Family

Long OverDue (SP008)



MODEL NAME: **Long OverDue**

Also known as:

NUMBER: SP008

Introduced: 2003

Final Year:

Designer: Jim Flis

Type: Sport, Tube Fin

Motor Mount: 1x18mm

Recovery: Parachute

Stages: 1

Length: 23.14"

Diameter: 0.976"

Span: 4.25"

Weight: 1.97 oz

Mfg. Description: The Long OverDue is just that; Long Over Due!

With the introduction of our OverDue promotional program, the outcry for such a model to be available for purchase has grown to tremendous proportions during our first year of operation.

Our customers were intrigued by the shape and style of the unique nested tube fins and more than just a little excited at the prospect of getting an authentic OverDue for their collection.

To satisfy this outcry, FlisKits introduces the Long OverDue. "Long" because it is quite a bit longer than the original OverDue kit. "OverDue" because it matches the style and configuration of the famous OverDue kit. And, "Long OverDue" because, well because this kit and this design is clearly long overdue for announcement as many of our customers will attest.

Show up at your next launch with a very unusual model rocket kit by FlisKits and amaze them with the arrow straight flights and perfect recovery! The Long OverDue is rather lightweight for its size so we recommend that you fly her first on the A8-3 motor then the B6-4 or B4-2 motor before going on to the C6-5 until you become familiar with just how high this model can climb on even a small motor.

The pictures below show the maiden flight of the Long OverDue at a recent CMASS launch, much to the delight of all present! (Fliskits 2012 Web Ad)

Editorial Notes:



Catalog Liveries



2010 Spring

Web Liveries



2003



2012

Face Card(s)

Instruction Header(s)

Also of interest: Fliskits OverDue Family, Tube Fin Family

Midnight Express (FRE01)



MODEL NAME: **Midnight Express**

Also known as:

NUMBER: FRE01

Introduced:

Final Year:

Designer: Jim Flis

Type: Sport, Cardstock

Motor Mount: 1x18mm

Recovery: Streamer

Stages: 1

Length: 11.75"

Diameter: 0.736"

Span: 2.73"

Weight: 0.3 oz



Mfg. Description: The Midnight Express is a new spin on an old idea, "Paper Rockets". Building a model rocket entirely out of common paper card stock (except for the recovery device). There have been paper rockets used at conventions and even sold as kits. The "new spin"? You can download this kit as a pdf file, print it and build it.

And it's FREE!

Complimentary!

No Cost!

Chargeless!

(get the picture?)

The Midnight Express is constructed from simple patterns that fit onto a single 8 1/2" X 11" sheet of card stock (recommend that you use #60 or thicker). You can use glossy or flat finish, depending on the look that you prefer.

Also note that there are two pattern downloads. One pattern is pre-printed to match the image on the left. The second pattern is blank, giving you the freedom to decorate your model as you see fit!

In addition to the downloaded pattern and instructions, you will need the following components to stabilize and launch/recover your Midnight Express model rocket kit:

12" - 18" Shock Cord material

18" Crepe Paper Streamer

12" Cotton Button Thread

Masking Tape or small tape disk

Clay Weight

(Fliskits 2013 Web Ad)

Editorial Notes:

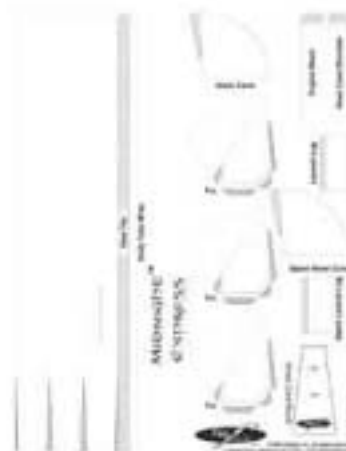
Catalog Liveries

Web Liveries



2013

Face Card(s)



Instruction Header(s)



Also of interest:



Mudwasp (MX013)

MODEL NAME: **Mudwasp**

Also known as:

NUMBER: MX013

Introduced:

Final Year:

Designer:

Type: Sport, Tube Fin

Motor Mount: 1x6mm

Recovery: Spreamer

Stages: 1

Length: 7.92"

Diameter: 0.375"

Span: 3.32"

Weight:

Mfg. Description: Perfect beginner Micro model, the Mudwasp features laser cut basswood fins and a super easy assembly. (FlisKits 2010 Catalog)

=====

This new addition to the FlisKits fleet of Micro to the MAXXTM models features a very cool look while providing for a very easy build! Rated as a Skill Level 1 model, the Mudwasp is a very easy build making use of the tube and fin design to make for nearly error proof assembly. As with any micro model, there is still the challenges provided by the use of very small parts, so care must be taken during assembly.

Another advantage of this design is that it is stocky, wide and very draggy. This will result in lower overall flights which can be a good thing some times. The Mudwasp is suitable for use in very small fields and her bright Mylar streamer will bring her back very close to the launch pad! (FlisKits 2013 Web Ad)

Editorial Notes:

Catalog Liveries



2010 Spring

Web Liveries



2011



2013

Face Card(s)

Instruction Header(s)

Also of interest: FlisKits Micro to the Maxx Marketing Family, Tube Fin Fammily



Nell (SC003)

MODEL NAME: **Nell** *Also known as: Nelle*

NUMBER: SC003

Introduced: 2010

Final Year:

Designer: Robert Goddard, Jim Flis

Type: Scale

Motor Mount: 1x18mm

Recovery: Parachute

Stages: 1

Length: 50.5"

Diameter: 2.217"

Span: 6.7"

Weight: 3.8 oz

Mfg. Description: The most historically significant rocket ever flown! (Fliskits 2010 Catalog)

=====

"It has often proved true that the dream of yesterday is the hope of today, and the reality of tomorrow" From Robert Goddard's valedictorian speech in 1904

This scale model of the worlds first successful liquid fueled rocket was designed, built and flown by Robert H. Goddard on March 16th, 1926 in Auburn, MA. You are looking at a model of the most historically significant rocket ever flown!

From Goddard's diary the next day: "The first flight with a rocket using liquid propellants was made yesterday at Aunt Effie's farm in Auburn. It looked almost magical as it rose... Some of the surprising things were the absence of smoke, the lack of a very loud roar, and smallness of the flame."

We have seen rockets bring the communications revolution to the world. We now forecast weather with greater accuracy than ever before. We've seen the surface of Mars, the clouds of Jupiter and the moons of Neptune. We've landed man on the moon have have lived in space for months at a time!

All thanks to the vision of a man thought by many to be foolish if not downright crazy.

From Goddard's diary from his teen years: "On the afternoon of October 19, 1899, I climbed a tall cherry tree and, armed with a saw which I still have, and a hatchet, started to trim the dead limbs from the cherry tree. It was one of the quiet, colorful afternoons of sheer beauty which we have in October in New England, and as I looked towards the fields at the east, I imagined how wonderful it would be to make some device which had even the possibility of ascending to Mars. I was a different boy when I descended the tree from when I ascended for existence at last seemed very purposive."

THAT was the spark. Read that entry again. You can almost hear the spark going off as he recounts that afternoon sitting in a cherry tree. It is the rare person who can recall the moment that spark strikes.

A moderately complex build, mainly because many of the steps are not common model rocket assembly steps, the Nell is not all that hard to assemble if you carefully read and follow the instructions.

One of two commemorative kits for NARCON 2010. FlisKits is proud to be able to bring this historic series to life in the form of these two kits (See the FlisKits L13). Further, a model of this kit

was assembled and finished by Tony Vincent for donation to the Mott Linn, curator of the Goddard Exhibit at Clark University in Worcester, MA. Before the donation, this model will be flown at the VERY SAME SITE where Goddard flew the original back in 1926. This is a historic occasion honoring a historic event and a monumental mind. Special thanks go out to Tony for his excellent work on this build! (Fliskits 2012 Web Ad)

Editorial Notes:

Catalog Liveries



2010

Web Liveries



012

Face Card(s)

Instruction Header(s)

Also of interest: (Goddard) Nell Sounding Rocket Family, Fliskits Robert H. Goddard Historic Series Marketing Family



Night Whisper (FR006)

MODEL NAME: **Night Whisper**

Also known as:

NUMBER: FR006

Introduced: 2004

Final Year:

Designer: Jim Flis

Type: Exotic

Motor Mount: 1x18mm

Recovery: Parachute

Stages: 1

Length: 36.9"

Diameter: 0.976"

Span: 10.575"

Weight: 2.4 oz

Mfg. Description: The Night Whisper represents over a year of development to bring you one of the most striking kits in model rocketry today!

Featuring silk-screened water-slide decals, the Night Whisper also sports a unique split tube with ducted ejection, distinctive ovoid fins with an inspiring slant and enough guns and antennae to satiate the most tried and true SciFi fan among us.

This model boosts straight and true on the B and C motors. Being a bit too heavy for A motors, we do not recommend that you use them. This is one of the most majestic models, in the air, that we have ever seen.

A great addition to your growing fleet of FlisKits model rocket kits and a wonderful introduction into what FlisKits kits are all about: Fun, Imagination, Excitement!

The United Solar Planetary Federation continues to expand its borders into the far reaches of the Milky Way galaxy. To satisfy the needs of this rapid growth, ships were needed to serve many functions. From troop deployment in areas of aggression to supplying remote outposts with supplies, equipment and personnel as well as new exploratory satellites to reach even further.

The Night Whisper is just such a ship. Heavily armed with the latest in weapons technology along with the best in state of the art Hyper-TAC communications, the Night Whisper class Hauler is best suited for long range missions into unexplored regions of space. Primarily a research vessel and colony ship, the Night Whisper pushes the boundaries of explored space setting up remote outposts and eventual colonies, further expanding the human presence throughout the galaxy.

All officers aboard such vessels also carry full diplomatic credentials allowing them to secure treaties with foreign races that are encountered, inviting them to join our Planetary Federation. They are, of course free to decline but they would not then be able to take advantage of the resources of the thousands of already established members of our growing federation.

Constructed of the latest in stealth and cloaking technology and employing the swiftest in star-warp propulsion, the Night Whisper can quickly avoid unfriendly areas if detected but also has the ability to stand and fight when the situation warrants it.

Earning the respect of space fairing races throughout the explored galaxy, the Night Whisper is sure to make a fine addition to your fleet of model rocket kits. So, place your seat back and tray table in their upright and locked position and prepare to let your imagination take you to the farthest reaches of the universe!(Fliskits 2012 Web Ad)

Editorial Notes:

Catalog Liveries



2005



2010 Spring



2012

Web Liveries



2011

Face Card(s)

Instruction Header(s)



Other Printed Matter



2005 Poster

Also of interest:

OverDue (OD001)



MODEL NAME: **OverDue**

Also known as:

NUMBER: OD001

Introduced:

Final Year:

Designer: Jim Flis

Type: Sport, Tube Fin

Motor Mount: 1x18mm

Recovery: Parachute

Stages: 1

Length: 16.37"

Diameter: 0.736"

Span: 4.01"

Weight: 1.12 oz.

Mfg. Description: Every so often something happens. A critical part isn't in stock, an order is misplaced or even something so uncontrollable as a power failure due to storms common in the North East.

These can be serious problems. Serious enough to cause potential delays in shipping your very important model rocket order.

But these are OUR problems, not yours. Just because we didn't order enough of a particular part; just because we got sloppy and can't find your order isn't YOUR problem.

If your order somehow gets delayed, we at FlisKits would feel terrible if it somehow became your problem.

Well, we'll be the first to admit that we can't make the missing part or order simply appear because we want it to, nor can we control the weather, but we need to do something for our most valued customers.

To that end, if ANY problem, issue, error or event should cause FlisKits to be unable to meet our ship commit of 2-4 weeks we will ship to you, free of charge, an OverDue model rocket kit for you to enjoy while we work feverishly to correct our problem.

No excuses, no half answers, no run around. You ordered a kit, you GET a kit. Well, at least you get a neat kit to build while waiting for the kit you ordered.

The OverDue model rocket kit is a unique approach to a popular concept; Tube Finned rockets. The OverDue has stylish canted tube fins that are nested. A small, angle cut tube nested inside a larger, angle cut tube make for a very interesting profile. With its simulated payload section, providing a nice large parachute compartment, unique fin design and stylish lines, the OverDue will make a most prized addition to your fleet and a very popular rocket at the launch field.

But, don't expect to see too many of these! If FlisKits has anything to do about it, you'll never see an Authentic OverDue at any launch! We'll be doing our best to make this the rarest model rocket kit ever produced! (Fliskits 2012 Web Ad)

Editorial Notes:



Catalog Liveries

Web Liveries



2012

Face Card(s)

Instruction Header(s)

Also of interest: Fliskits OverDue Family, Tube Fin Family

Richter Recker (CL001)



MODEL NAME: **Richter Recker**

Also known as:

NUMBER: CL001

Introduced:

Final Year:

Designer: Jim Flis

Type: Sport, Cluster

Motor Mount: 3x24mm

Recovery: Parachute

Stages: 1

Length: 92.2"

Diameter: 2.217"

Span: 10.22"

Weight: 11.39 oz.

Mfg. Description: Over 7 Feet Tall!

Big 3-E engine* cluster!

Biggest rocket in the FlisKits fleet!

The Richter Recker derives its name from the idea that its large, 3 engine cluster would wreck a richter scale if it were close enough to the launch pad. While not quite that earth-shattering, the use of 3 black powder motors in a cluster is a beautiful sight to behold! Even with its large size, this model will leap off the launch pad riding a very impressive tail of fire and smoke.

At your next launch, everyone will know when the Richter Recker is launched!

Standing over 7 feet tall, the Richter Recker includes two 24" parachutes for dual, separate recovery (the upper portion of the rocket descends separate from the lower portion).

Also available for the Richter Recker are select downloads for adding exciting details to your model. You can either print these onto label paper, decal paper or use them as masks for spray painting onto your model. (Fliskits 2013 Web Ad)

Editorial Notes:

Catalog Liveries



Web Liveries



2007

Face Card(s)

Instruction Header(s)

Also of interest:

Thing-a-ma-Jig (SP015)



MODEL NAME: **Thing-a-ma-Jig** *Also known as:*

NUMBER: SP015

Introduced: 2006

Final Year:

Designer: Jim Flis

Type: Sport

Motor Mount: 1x18mm

Recovery: Parachute

Stages: 1

Length: 22.14"

Diameter: 0.976"

Span: 6.28"

Weight: 1.05 oz

Mfg. Description: The Thing-a-ma-Jig represents a leap in kit technology with regard to assembly and teaching basic skills.

Featuring a new fin technology developed by FlisKits called Jig-Tech, you assemble a "Fin Unit" from the provided laser cut fins. The fins are so designed that the fin unit will hold itself together as it dries, using common white glue.

Another feature of Jig-Tech technology is that the fins are assured of being perfectly straight every time.

Once dry, this unique fin unit is then slid into position on the body tube and glued in place.

It is possible for a beginner, using the Thing-a-ma-Jig as their first model rocket build, to assemble this kit in under an hour using white glue. (Fliskits 2012 Web Ad)

Editorial Notes:

Catalog Liveries



Web Liveries



2012

Face Card(s)

Instruction Header(s)

Also of interest: Fliskits Thing-a-ma-Jig Family, Fliskits Jig-Tech Marketing Family

Tres (CL003)



MODEL NAME: **Tres** *Also known as:*

NUMBER: CL003

Introduced:

Final Year:

Designer: Jim Flis

Type: Sport, Cluster

Motor Mount: 3x18mm

Recovery: Parachute

Stages: 1

Length: 41.52"

Diameter: 1.637"

Span: 9.625"

Weight: 3.93 oz

Mfg. Description: The Tres model rocket kit is the long awaited cousin to the Deuce's Wild! kit that has swept the world with excitement and intrigue. Spawning the now famous Tour de Deuce project the Deuce's Wild! has fired the imagination of rocketeers from coast to coast and around the globe!

Now, for the first time EVER produced, the Tres with its one of a kind 3-canted motor cluster will stretch your imagination even further.

You've surprised your clubs and fellow rocketeers with the Deuce's Wild! Now STUN them with the Tres!

Standing nearly 3 1/2 feet tall and sporting an exciting arrangement of large fins, this model will stand out from all the rest as the one to watch and wonder about.

Kit includes a report on clustering techniques as well as detailed information on how to hook up this most unusual cluster for outstanding flights! (Fliskits 2013 Web Ad)

Editorial Notes:

Catalog Liveries



Web Liveries



2003



2007

Face Card(s)

Instruction Header(s)

Also of interest: Fliskits Tres Family

Tres 13mm (CL003-13)



MODEL NAME: **Tres 13mm** *Also known as:*

NUMBER: CL003-13

Introduced:

Final Year:

Designer: Jim Flis

Type: Sport, Cluster

Motor Mount: 3x13mm

Recovery: Parachute

Stages: 1

Length: 34.52"

Diameter: 1.325"

Span: 5.9"

Weight:



Mfg. Description: The popularity of the 13mm & 24mm versions of the Deuce's Wild engine mount kit has led FlisKits to extend this idea to the Tres engine mount kit.

The originator of the canted motor model rocket kit, FlisKits is proud to offer these exciting engine mount kits in the hope that they spark the imagination in the rocketry community.

If you are looking for JUST the engine mount kits, you can follow this link to our selection of Engine Mounts.

When we displayed these new Tres engine mount kits in up scaled and down scaled versions of the Tres the reaction was instant and we began receiving requests to kit these two versions of the Tres.

With a long list of kits that FlisKits wants to get out in the coming months and years, it was not practical to put such versions of the Tres on the schedule, however we're doing our best to meet the rocketry community half way!

We are proud to be able to offer Parts Packs for the 13mm and the 24mm version of the Tres (If you wish to have the 18mm version you can still purchase the full kit). These parts packs are NOT complete kits, but provide the custom items as well as the body tubes needed to assembly exacting versions of this exciting rocket in either 13mm (down scale) or 24mm (up scale). The contents of each parts pack is detailed in the table below:

NOTE: It is recommended that you build the KIT version of the Tres before you attempt these Parts Packs. The experience gained from this will go a long way towards helping you with successful scaling of this exciting design. (Fliskits 2013 Web Ad)

Editorial Notes:

Catalog Liveries




Web Liveries



2013

Face Card(s)



Instruction Header(s)

Also of interest: Fliskits Tres Family

Tres 24mm (CL003-24)



MODEL NAME: **Tres 24mm**

Also known as:

NUMBER: CL003-24

Introduced:

Final Year:

Designer: Jim Flis

Type: Sport, Cluster. Upscale

Motor Mount: 24x13mm

Recovery: Parachute

Stages: 1

Length: 57.75"

Diameter: 2.217"

Span: 9.85"

Weight:



Mfg. Description: The popularity of the 13mm & 24mm versions of the Deuce's Wild engine mount kit has led FlisKits to extend this idea to the Tres engine mount kit.

The originator of the canted motor model rocket kit, FlisKits is proud to offer these exciting engine mount kits in the hope that they spark the imagination in the rocketry community.

If you are looking for JUST the engine mount kits, you can follow this link to our selection of Engine Mounts.

When we displayed these new Tres engine mount kits in up scaled and down scaled versions of the Tres the reaction was instant and we began receiving requests to kit these two versions of the Tres.

With a long list of kits that FlisKits wants to get out in the coming months and years, it was not practical to put such versions of the Tres on the schedule, however we're doing our best to meet the rocketry community half way!

We are proud to be able to offer Parts Packs for the 13mm and the 24mm version of the Tres (If you wish to have the 18mm version you can still purchase the full kit). These parts packs are NOT complete kits, but provide the custom items as well as the body tubes needed to assembly exacting versions of this exciting rocket in either 13mm (down scale) or 24mm (up scale). The contents of each parts pack is detailed in the table below:

NOTE: It is recommended that you build the KIT version of the Tres before you attempt these Parts Packs. The experience gained from this will go a long way towards helping you with successful scaling of this exciting design. (Fliskits 2013 Web Ad)

Editorial Notes:

Catalog Liveries



Web Liveries



2013

Face Card(s)

Instruction Header(s)



Also of interest: Fliskits Tres Family

Whatchamacallit (SP017)



MODEL NAME: **Whatchamacallit**

Also known as:

NUMBER: SP017

Introduced:

Final Year:

Designer: Jim Flis

Type: Sport

Motor Mount: 1x13mm

Recovery: Streamer

Stages: 1

Length: 10.81"

Diameter: 0.736"

Span: 4.14"

Weight: 0.35 oz

Mfg. Description: FlisKits is working hard to meet the needs of educators around the country and the Whatchamacallit is a direct result of educator feedback.

Featuring the same Jig-Tech™ technology as found in the Thing-a-ma-Jig kit, the Whatchamacallit addresses several other educator concerns.

First is assembly ease. The Jig-Tech™ fins take care of that in a hurry, allowing assembly in about an hour with a typical classroom. The simplified engine mount and streamer recover help contribute to this as well.

Next comes cost. The smaller Whatchamacallit costs less and also makes use of the lower cost 13mm mini motors.

Then we have issues with field size. Not every school has huge athletic fields to fly in and have to rely on small play grounds and the like. 13mm motors going as small as 1/4A size, coupled with streamer recovery makes this the perfect small field rocket!

An experienced builder can assemble the Whatchamacallit in under 15 minutes! (Fliskits 2012 Web Ad)

Editorial Notes:

Catalog Liveries



Web Liveries



2012



Face Card(s)

Instruction Header(s)

Also of interest: Fliskits Thing-a-ma-Jig Family, Fliskits Jig-Tech Marketing Family

Giant Leap rocketry

HIGH POWER ROCKETRY MATERIALS

**6061 Hibiscus Drive
Baton Rouge, LA 70808**

**Phone: 225/308-1098 - Fax: 225/769-0710
Email: sales@GiantLeapRocketry.com**

Giant Leap Rocketry

Phone: (225) 308-1098

FAX: (225) 769-0710

E-mail: Sales@giantleaprocketry.com

<http://giantleaprocketry.com/>

About Giant Leap

When folks think of Giant Leap Rocketry the words "unique" or "innovative" come to mind.

See, any vendor can take a nosecone, a tube and some fins, throw the parts in a bag, and call it a "kit". But at Giant Leap Rocketry, we advance rocketry with new ideas and new concepts. For instance, our Mariah series rockets are far beyond anything in the hobby. We coined the term "shotgun recovery" method. We also invented the Fireball zipper stopper, the Slimline Motor Retainer in classic style, nozzle shape and as a tailcone. We introduced composite honeycomb fins to the hobby, and were one of the first to push the use of Kevlar chute protectors and cord protectors. We popularized the use of Kevlar cord as a shockcord when others were still using nylon cords. We convinced others about the dangers of using "elastic" shockcords and popularized the phrase "elastic cords belong in your underpants, not on your rocket." We also created Magna-frame and Dyna-wind, the industry standard in airframes. Our Pinnacle nosecones are the most advanced in the hobby. And who doesn't know about our Fin Canisters – a great way to attached fins without the hassle! Have you checked out the single most advanced chutes on the market – the TAC Parachutes? Check out our Groove-Lok fin attachment system and our Hardpoint Anchor. You get the point: At Giant Leap, expect the unexpected.

You'll also love our range of services. Need tubes cut or slotted? Want a cluster motor mount configuration, or some custom fins? We have a superb machine shop at your disposal.

(Company Web Statement 2012)

Master List for **Giant Leap** by Name

Nuclear Sledgehammer

Talon 2

Talon 3

Talon 4

Talon 6

MODEL NAME: **Nuclear Sledgehammer**

Also known as:

NUMBER:

Introduced:

Final Year:

Designer: Bret Simpkins

Type: Sport

Motor Mount: 1x75mm

Recovery: Parachute

Stages: 1

Length: 90"

Diameter: 7.5"

Span:

Weight: 28 lbs

Mfg. Description: When Wimpy isn't good enough.

Original Design by Bret Simpkins. At Giant Leap, we do it right!! Giant Leap Quality.

Features:

Dyna-Wind Tubes ([Click here for more info about Dyna-Wind?](#))

Triad av-bay, the most complete av-bay ever!

Fly-Lite Composite Fin System - Composite fin with Pre-made Edging

Custom lathed and shaped tailcone

Three fins and two wings

Integrated Slimline Motor Retainer

7.5" Airframe and 3" Motortube

54 page instruction booklet!! Nearly 100 pictures and illustrations!!

Dual Deployment

Hardware and necessary Kevlar products included

Large vinyl Sledgehammer decal

Pre-miter and pre-machined tongue and groove edging for composite fins (Giant Leap

2013 Web Ad)

Editorial Note:

Catalog Liveries

Web Liveries



2013

Face Card(s)

Instruction Header

Also of interest:

MODEL NAME: **Talon 2**

Also known as:

NUMBER:

Introduced:

Final Year:

Designer: Kent Burnett

Type: Sport

Motor Mount: 1x29mm

Recovery: Parachute

Stages: 1

Length: 48"

Diameter: 2.1"

Span:

Weight: 30 oz

Mfg. Description: By Kent Burnett, the Original designer of the Talon series!!

The Talon 2 is the affordable, easy-to-fly version in this beautiful series. It's a stunning rocket that commands attention. The Talons have been rightfully called the Sexiest Kits Alive. This dazzling beauty will make heads spin!

This a high-end kit at a very low price. At Giant Leap, we don't scrimp on quality. Now think back, did your last kit have these features?

Features:

About 4 feet long!

6 fins are .062 high-temp G-10

Features a plastic nosecone and boattail that is pre-slotted for fins

Nylon shock cord

Kevlar™ shock cord sleeve protector

Kevlar™ chute protector

Acme rail guides

Preslotted phenolic airframe

30" chute

Large type bold vinyl decal

Detailed instructions

All hardware is included (Quiklinks and Eyebolts, etc.) (Giant Leap 2012 Web Ad)

Editorial Note:

Catalog Liveries

Web Liveries



2012

Face Card(s)

Instruction Header

Also of interest: Giant Leap Talon Family

MODEL NAME: **Talon 3**

Also known as:

NUMBER:

Introduced:

Final Year:

Designer: Kent Burnett

Type: Sport

Motor Mount: 1x38mm

Recovery: Parachute

Stages: 1

Length: 73"

Diameter: 3"

Span:

Weight: 4.5 lbs

Mfg. Description: By Kent Burnett, the Original designer of the Talon series!!

The Talon 3 is a beautiful rocket that commands attention. The Talons have been rightfully called the Sexiest Kits Alive. Over 6 feet long, this dazzling beauty will make heads spin!

At Giant Leap, we don't scrimp on quality. In fact this stunning kit even comes with a specially produced video to help you build it! This a a high-end kit at a moderate price. Now think back, did your last 3" kit have these features?

Features:

- Dual Deployment! (or single if you prefer)

- 6 fins are .093 high-temp G-10

- Pinnacle plastic nosecone

- Boattail that is pre-slotted for fins

- Machined to accept the included Slimline Motor Retainer

- Avionics bay

- Pre-sewn shock cords

- Kevlar™ chute protectors & sleeves

- Acme rail guides

- Easyglas sock for phenolic airframe

- Decal

- Detailed instructions

- Slimline Retainer.

- All hardware included (Quiklinks, Eyebolts, Allthreads, etc.) (Giant Leap 2012 Web Ad)

Editorial Note:

Catalog Liveries

Web Liveries



2012

Face Card(s)

Instruction Header

Also of interest: Giant Leap Talon Family

MODEL NAME: **Talon 4**

Also known as:

NUMBER:

Introduced:

Final Year:

Designer: Kent Burnett

Type: Sport

Motor Mount: 1x54mm

Recovery: Parachute

Stages: 1

Length: 92"

Diameter: 3.9"

Span:

Weight: 6.75 lbs

Mfg. Description: By the Original designer of the Talon series!!

The incredible Talon 4 is a stylish rocket that commands attention. Called the Sexiest Kit Alive, with good reason. This kit is the best of the best. At Giant Leap, there are no half measures. In fact this gorgeous kit even comes with a specially produced video to help you build it! Nearly 8 feet long, this stunning beauty will make heads spin!

Now think back, did your last kit have these features?

Features:

Dual Deployment! (or single if you prefer)

Six fins are .093" high temperature G-10 for extra strength

Pinnacle plastic nosecone

Boattail that is pre-slotted for fins

Machined to accept the included Slimline Motor Retainer

Avionics bay

Pre-sewn shock cords

Kevlar chute protectors & sleeves

Acme rail guides

Easyglas sock for phenolic airframe

Decal

Detailed instructions

Slimline Retainer

Hardware included (Quiklinks, Eyebolts, Allthreads, etc.) (Giant Leap 2012 Web Ad)

Editorial Note:

Catalog Liveries

Web Liveries



2012

Face Card(s)

Instruction Header

Also of interest: Giant Leap Talon Family

MODEL NAME: **Talon 6**

Also known as:

NUMBER:

Introduced:

Final Year:

Designer: Kent Burnett

Type: Sport

Motor Mount: 1x75mm

Recovery: Parachute

Stages: 1

Length: 124"

Diameter:

Span:

Weight: 25 lbs

Mfg. Description: The Flagship of the TalonLine. Talon 6 is a high-end, limited production kit, from the original designers of the Talon.

Once in a while a kit line comes along that sets a new standard, like with the Talon series of rockets. The Talon 6 is the flagship of that series. It is absolutely uncompromising in quality and features. You won't find a higher quality, more complete kit anywhere. The Talon 6 is sophisticated in engineering and it's a dream to build. The Talon 6 is the top choice among Level-3 fliers because its drop-dead gorgeous and because it's engineered to the cutting edge of rocketry. We're serious about motor retention at Giant Leap and we're serious about instructions too.

CPU-Time

Any manufacturer can get a tube, a nosecone and some fins, and call it a "rocket". But at Giant Leap, we put serious thought into our products and our kits. In fact, we call it "CPU-time" - - a computer term that refers to the actual time spent by the main central processing unit (CPU) in processing a problem. It's that pure, undistracted, time when you think hard about something. The Talon 6 is the product of serious CPU-time. Indeed, the detailed instructions and photos are 34 pages long! Our goal was to make the best looking, best engineered kit in rocketry....period. So when you walk onto the field with the huge Talon 6 slung over your shoulder, everybody knows you have the best. The Talon 6 is loaded with features.

Advanced Features

Nosecone and tailcone are hand made with a smooth surface coat that requires very little seam line finishing on your part, made from epoxy based fiberglass, not polyester, the cheap stuff. Polyester is carcinogenic, stinks, and is structurally weaker than epoxy. When you purchase fiberglass products, be sure they are epoxy. Speaking of epoxy, we use Aeropoxy, the leading resin in the homebuilt aircraft industry.

Fins are made of 1/4" composite honeycomb with glass sandwich. The fin edges are pre-finished.

All rings and bulkheads are made of 1/2" 9-ply birch.

Avionics Bay that is 21" long and features a mounting board that slides in and out on dado slots.

Shock Cords are tubular Kevlar™ and include the Fireball to resist zippering.

Recovery system also features our redundant anchoring system so that in the unlikely event that one attachment point fails, there's a back up anchor.

Attachment hardware is a combination of beefy U-bolts, quik-links, and Kevlar straps.

75mm threaded Slimline made from 6061 T6 aircraft grade aluminum.

Motortube is 75mm and is 48" long. We're serious about instructions too.

Instruction booklet is 34 pages long and has lots of step-by-step photos

High quality vinyl decal about 2 feet long, adds a final touch of beauty to this stunning bird.

Configuration

Our goal was to maximize the probability of a great flight and for a successful level-3 certification. So the Talon 6 uses electronic recovery, but is configured for single deployment. The upper section and booster separate at apogee and come down separately on their own chutes (sold separately). This avoids the complication of dual deployment, and reduces the chances of tangled lines and part-collision damage. Hey, big rockets are expensive and we want to be sure you get yours back safely.

Specifications

Length: 124" Diameter 6" I.D.

Dry Weight: 25 LBS (glass version approx.).

Loaded Weight: (motor, recovery, etc) 42 LBS approx

Motortube: 75mm X 48"

Fins: 3 upper fins, 3 lower fins finished edges. 1/4" composite material

Nosecone: 5-to-1 Ogive. Epoxy-based fiberglass

Tailcone: Epoxy-based fiberglass, preslotted for lower fins

Recovery System: Booster: 1/2" Tubular Kevlar™ Upper Section: 1/4" tubular Kevlar with

Custom Fireball

Bulkheads and Rings: 1/2" thick 9-ply Russian Birch

Motor Retention: 75mm Threaded Slimline

Delrin Rail Buttons: (attached through to bulkheads) fit most rails (heavy duty rail recommended).

(Giant Leap 2012 Web Ad)

Editorial Note:

Catalog Liveries

Web Liveries



2012

Face Card(s)

Instruction Header

Also of interest: Giant Leap Talon Family



Hangar 11

Hangar 11, Inc.
24 Hallock Drive Suite 1
Washingtonville, NY 10992
United States

Tel: 845-926-1959 24 x 7

Fax: 845-590-5950

<http://hangar11.com/>



About Hangar 11

Thank You for your patronage over the past year. We are looking forward to an exciting 2013 with many new line offerings... Stay tuned...

Academy models, Dragon Models, Gemini Jets, Skymarks, Herpa, JC Wings, Cubic Fun are just a few of the brands updated recently.

Thames & Kosmos has some great new projects for the science and technology minded youngsters.

For our Diecast plane collectors, check out the new Scale chart under the articles section. We will be adding models frequently and please feel free to request addition of a model.

Our paint & Finishing department shelves are FULL. If Testors makes it, we have it ready to ship.

We have a good stock of rocket gear on hand, kits, reloads all at great prices...

Please sign up for our newsletter for monthly specials and offers.

Bobby B

Please call Bobby B 845-926-1959 for all you hobby needs.

(Company Web Statement 2013)



Master List for **Hangar 11** by Name

X-15 (4")

X-15 (6")



X-15 (4'')

MODEL NAME: **X-15 (4'')**

Also known as:

NUMBER:

Introduced:

Final Year:

Designer:

Type: Scale

Motor Mount:

Recovery:

Stages:

Length:

Diameter:

Span:

Weight:

Mfg. Description:

Editorial Note:



Catalog Liveries

Web Liveries

Face Card(s)

Instruction Header

Also of interest: (North American) X-15 Aircraft Family

X-15 (6")



MODEL NAME: **X-15 (6")**

Also known as:

NUMBER:

Introduced:

Final Year:

Designer:

Type: Scale

Motor Mount: 1x54mm

Recovery: Parachute

Stages: 1

Length: 72"

Diameter: 6"

Span:

Weight:

Mfg. Description: Dia = 6"

Length = 72"

Pre slotted Phenolic Body Tube

1/4" thick laser cut plywood fins

1/4" thick laser cut plywood CR & BH

Precision Molded Nosecone with Cockpit

Precision molded nacelles flanged for EZ mounting and strength

Precision molded tail cone.

1 laser cut motor retainer for use with 54mm Animal Motor Works HW

Tail cone assembly accepts all popular types of motor retention. (Hangar 11 2013 Web Ad)

Editorial Note:

Catalog Liveries

Web Liveries



2013

1500




Face Card(s)

Instruction Header

Also of interest: (North American) X-15 Aircraft Family



Hawks Hobby





About Hawks Hobby

OK Sorry Guys ... You have been invaded. Hawks Hobby is owned by a Girl ... EEK!!! It's true I own it, however I like to think of it as a Family Business as we all contribute something. That being said We (I) are dedicated To having FUN with both the business and website.

Hawks Hobby was born from Mark's love of Rockets and R/C Airplanes and from his huge collection of control line to quarter scale airplanes and I can only guess at the number of Rockets and Airplane plans that he has. Of course I now have a nice collection of both myself.

Why Upscale Rockets? It has come from the Question "Wasn't that bigger back when??" So Hawks Hobby Is manufacturing what we hope will become a Extensive line of upscale rockets that you can enjoy Along the mid power line - mostly in the D & E power. Thus answering the question ----- Ya that looks better. Our goal at Hawks Hobby is to provide quality FAMILY Entertainment not in the form of TV, Video Games or computers, but in the form of Model Rockets and eventually Model Airplanes.

As much as possible we manufacture and sell our Own products , thus helping to keep production And advertizing cost to a minimum in the hopes of providing Quality kits at affordable cost.

Thanks You for visiting and I hope tha you enjoy And have FUN with our products.

L. Hawkins

(Company Web Statement 2008)



Master List for **Hawks Hobby** by Name

Super Sprite HH-80

Master List for **Hawks Hobby** by *Number*

HH-80 Super Sprite



Super Sprite (HH-80)

MODEL NAME: **Super Sprite** *Also known as:*

NUMBER: HH-80

Introduced:

Final Year: 2008

Designer:

Type: Sport, Upscale

Motor Mount: 1x24mm

Recovery: Parachute

Stages: 1

Length:

Diameter:

Span:

Weight:



Mfg. Description:

Kit Contents:

1 body tube

1 nose cone

1 set of balsa fins

1 set of (3) centering rings

1 engine mount

1 phenlonic tube

1 parts pack

1 parachute - assembled

Decals & Instructions (Hawks Hobby 2008 Web Ad)

Editorial Note:

Catalog Liveries

Web Liveries



2007

Face Card(s)



Instruction Header



Also of interest: Estes Sprite Family



Hostile Projectiles

<http://sneillfx.com/page30>



Master List for **Hostile Projectiles** by Name

V-2 Rocket



V-2 Rocket

MODEL NAME: V-2 Rocket

Also known as:

NUMBER:

Introduced: 2010

Final Year:

Designer: Steve Neill

Type: Scale

Recovery: Parachute

Stages: 1

Length: 15.5"

Diameter:

Span:

Weight:

Mfg. Description: DESC

Catalog Liveries

Web Liveries




2011

Face Card(s)

Also of interest: All V2 Families



InFlight Rocketry





Master List for **InFlight** by Name

Blue Bird Zero
Nike Smoke

IF-K207
IF-K114

Estes Clone



Master List for **InFlight** by Number

IF-K-114
IF-K207

Nike Smoke
Blue Bird Zero

Estes Clone



Blue Bird Zero (IF-K207)

MODEL NAME: Blue Bird Zero

Also known as:

NUMBER: IF-K207

Introduced:

Final Year:

Designer:

Type: Sport, Clone

Motor Mount: 1x18mm

Recovery: Parachute

Stages: 1

Length: 41"

Diameter: 1.325"

Span:

Weight: 2.7 oz

Mfg. Description:

Catalog Liveries

Web Liveries

Face Card(s)

Also of interest: Estes Blue Bird Zero Family

Nike Smoke (IF-K114)



MODEL NAME: **Nike Smoke** *Also known as:*

NUMBER: IF-K114

Introduced: 2008

Final Year:

Designer:

Type: Scale

Motor Mount: 1x24mm

Recovery: Parachute

Stages: 1

Length: 22.62"

Diameter: 1.64"

Span:

Weight: 2.8 oz

Mfg. Description:

Editorial Note:

Catalog Liveries

Web Liveries

Face Card(s)

Also of interest: Nike Smoke Sounding Rocket Family



Jon Leslie Paper Models

Online at:

The Lower Hudson Valley

E-Gift Shop

E-mail address: jleslie48@yahoo.com

<http://jleslie48.com/index.html>



About Jon Leslie

Welcome to the Paper Model E-Gift Shop which offers a variety of FREE paper models for every ability level. All you need is paper, scissors, glue, and patience. Why not start a new hobby, or add to your collection?

Browse my site and find a paper model that appeals to the kid in you. Download the model, print it from your color printer, and let the fun begin!

Enjoy.

- Jon Leslie

(Company Web Statement 2013)

This site is maintained by Jonathan Leslie. Jonathan has been designing and making paper models for 3+ years as a hobby. Jonathan holds a Masters in Computer Science & Mathematics and is available for lectures on the space program, engineering, mathematics, and scale model building. For information, please e-mail Jonathan at: jon@jonathanleslie.com



Master List for **Jon Leslie Paper Models** by Name

(1/48) Pegasus

(1/48) Pegasus



MODEL NAME: **1/48 Pegasus**

Also known as:

NUMBER:

Introduced: 2004

Final Year:

Designer: John Leslie

Type: Scale, Cardstock

Motor Mount:

Recovery:

Stages:

Length:

Diameter:

Span:

Weight:

Mfg. Description:

Editorial Note:



Catalog Liveries

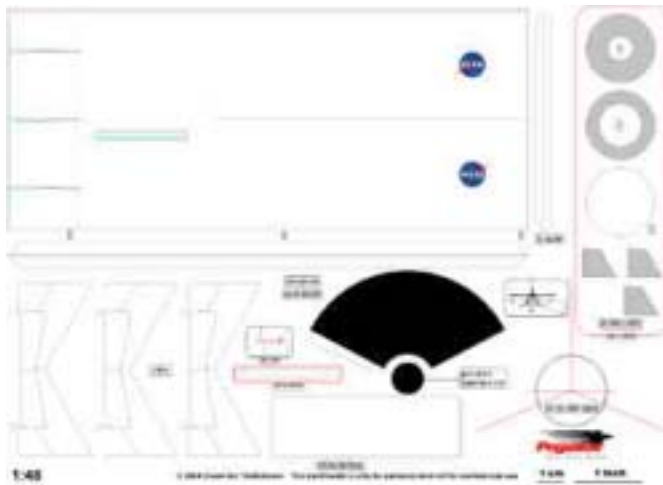
Web Liveries



2013



Face Card(s)



Instruction Header

Also of interest: (Orbital Sciences Corp.) Pegasus Launch Vehicle Family



K and S Rockets

(K and S)

K and S Rockets


2740 Camp Drive

Hooversville, PA 15936

814-270-1700

kandsrockets@hughes.net

<http://www.kandsrockets.com>





About K and S

Welcome to K and S Rockets. We offer Parachutes, Recovery Harnesses, Centering rings, Bulkheads, Fire Protection, Ground Support, Kits and more. Take a look around and see what we have to offer.

(Company Web Statement 2011)



Master List for **K and S** by Name

Arctic Wolf
Arctic Wolf 2
Arctic Wolf DD
Blue Bird Zero (1.64")
Satellite Interceptor (Upscale)



Arctic Wolf

MODEL NAME: Arctic Wolf

Also known as:

NUMBER:

Introduced:

Final Year:

Designer:

Type: Sport

Motor Mount: 1x29mm

Recovery: Parachute

Stages: 1

Length: 42.25"

Diameter: 1.64"

Span: 6.64"

Weight: 17 oz

Mfg. Description: Baltic Birch Plywood fins and centering ring, Tubular nylon recovery harness with sewn end loops, Nomex Fire Blanket, Kevlar recovery anchor, Rip stop nylon parachute, Plastic nose cone, heavy duty motor and body tubes. Instructions and Rocsim file on CD. (2011 K&S Web Ad)

Editorial Note:

Catalog Liveries

Web Liveries




2011

Face Card(s)

Instruction Header(s)

Also of interest: K and S Arctic Wolf Family

Arctic Wolf 2



MODEL NAME: **Arctic Wolf 2** *Also known as:*

NUMBER:

Introduced:

Final Year:

Designer:

Type: Sport

Motor Mount: 1x38mm

Recovery: Parachute

Stages: 1

Length: 60.375"

Diameter: 2.64"

Span: 7.63"

Weight: 30 oz

Mfg. Description: Baltic Birch Plywood fins, bulkhead and centering ring, Tubular nylon recovery harness with sewn end loops, Nomex Fire Blanket, Kevlar recovery anchor, Rip stop nylon parachute, Plastic nose cone, heavy duty motor and body tubes, vinyl decals. Instructions and Rocsim file on CD. (2011 K&S Web Ad)

Editorial Note:

Catalog Liveries

Web Liveries



2011

Face Card(s)

Instruction Header(s)

Also of interest: K and S Arctic Wolf Family

1 5 2 4



Arctic Wolf DD

MODEL NAME: **Arctic Wolf DD**

Also known as:

NUMBER:

Introduced:

Final Year:

Designer:

Type: Sport

Motor Mount: 1x29mm

Recovery: Parachute

Stages: 1

Length: 56.25"

Diameter: 1.64"

Span: 6.64"

Weight: 29 oz

Mfg. Description: Heavy duty 1.64" dia body tubes/couplers, heavy duty nose cone, 29mm motor tube, Baltic birch ply fins, bulkheads and centering rings, Kevlar recovery harnesses, nomex fire blanket, electronics bay (laser cut Baltic birch parts, switch, battery clip and all hardware), vinyl cut decals and cd with instructions. (2011 K&S Web Ad)

Editorial Note:

Catalog Liveries

Web Liveries



2011

Face Card(s)

Instruction Header(s)

Also of interest: K and S Arctic Wolf Family

Blue Bird Zero (1.64")



MODEL NAME: **Blue Bird Zero (1.64")**) *Also known as:*

NUMBER:

Introduced: 2010

Final Year:

Designer:

Type: Sport, Upscale

Motor Mount: 1x38mm

Recovery: Dual Deploy Parachute

Stages: 1

Length: 81"

Diameter: 2.64"

Span:

Weight: 58 oz

Mfg. Description: 1.64" dia Blue Bird Zero Dual deployment (K&S 2011 Web Ad)

Catalog Liveries

Web Liveries



2011

Face Card(s)

Also of interest: Estes Blue Bird Zero Family

1 5 2 6



(Upscale) Satellite Interceptor

MODEL NAME: **Upscale Satellite Interceptor**

Also known as:

NUMBER:

Introduced: 2010

Final Year:

Designer:

Type: Exotic, Upscale

Motor Mount: 1x54mm

Recovery: Parachute

Stages: 1

Length:

Diameter:

Span:

Weight:

Mfg. Description: DESC

Catalog Liveries

Web Liveries



2011

Face Card(s)

Also of interest: Estes Satellite Interceptor Family



The Launch Pad (TLP)

The Launch Pad
25984 SW Rucks Dairy Road
Okeechobee, Florida
34974

vamidpowr@aol.com

<http://www.the-launch-pad.com/>



Master List for **TLP** by Name

Bullpup AGM-12B	K005
Bullpup AGM-12C	K006
Exocet AM.39	K041
Exocet MM.40 (Early)	K008
Gabriel III/AS	K010
Harpoon AGM-84A	K012
Hawk MIM-23A (1.6")	K039
Martel AS-37	K053
Nike Ajax MIM-3A	K060
Nike Hercules Plan Pack	
Scimitar	K027
Sidewinder AIM-9L	K030



Master List for **TLP** by Number

K005	Bullpup AGM-12B
K006	Bullpup AGM-12C
K008	Exocet MM.40 (Early)
K010	Gabriel III/AS
K012	Harpoon AGM-84A
K027	Scimitar
K030	Sidewinder AIM-9L
K039	Hawk MIM-23A (1.6")
K041	Exocet AM.39
K053	Martel AS-37
K060	Nike Ajax MIM-3A

Nike Hercules Plan Pack



Bullpup AGM-12B (K005)

MODEL NAME: Bullpup AGM-12B *Also known as:*

NUMBER: K005

Introduced:

Final Year:

Designer:

Type: Scale

Motor Mount: 1x24mm

Recovery: Parachute

Stages: 1

Length: 27.25"

Diameter: 2.6"

Span:

Weight:

Mfg. Description: BULLPUP AGM-12B AIR-to-GROUND MISSILE (USA)

This missile, like the Bullpup AGM-12C on the next page, was part of a series of missiles designed to soften up hardened ground emplacements, bunkers, and underground fortifications prior to sending in ground troops. First used by the U.S. Air Force, Navy and Marine Corps, it was later adopted by the Royal Navy as standard strike armament on the Buccaneer aircraft. The AGM-12B used high explosives, although a similar, later version, the AGM-12D, had nuclear capabilities. Used by the U.K., Denmark, Norway and Turkey, this is a prime candidate for the International Collection.

This one uses "D12" series through AeroTech "F24" series motors for liftoff, and a soft landing is ensured by its 18" diameter Mylar parachute. Even the steering fin pivots near the nose are simulated to give that extra touch of realism. It's a lightweight, highly detailed model in 1/4.62 scale, with exceptional takeoffs and smooth performance, flight after flight. Our test model has been flown more than twenty-eight times and after only minor cosmetic repairs is still going strong! The Launch Pad's kit version of this famous missile is easy to build, and is an attractive, detailed rocket, either in the air, or on display. Minor internal modifications for additional stability now enable the 2005 version of this kit to use the larger "F" motors. (TLP 2011 Web Ad)



Catalog Liveries

Web Liveries



2011

Face Card(s)



Also of interest:



Bullpup AGM-12C (K006)

MODEL NAME: **Bullpup AGM-12C** *Also known as:*

NUMBER: K006

Introduced:

Final Year:

Designer:

Type: Scale

Motor Mount: 1x24mm

Recovery: Parachute

Stages: 1

Length: 33.25"

Diameter: 3.75"

Span:

Weight:

Mfg. Description: BULLPUP AGM-12C AIR-to-GROUND MISSILE (USA)

The largest of the Bullpup series of missiles, the AGM-12C is also the oddest-looking member. Distinguished from the other Bullpup versions by its unusual long-chord wings, this missile was tracked visually to the target by the launching pilot with the aid of two high-intensity flares in the tail. Aiming was manual, by means of a radio command joystick in the attacking aircraft. It carried 1,000 lbs. of high explosives in the enlarged midsection. Foreign users included the Royal Navy and various NATO forces. Some Bullpups are still in service, usually in ground attack training programs.

By popular request, this former Plan-Pak rocket is now available in kit form! In 1998, we refined this missile design completely to give you a museum-quality kit in accurate 1/4.62 scale, making it a perfect display companion for our Bullpup AGM-12B on the previous page. Composite "E" or "F" motors give spectacular performance, flight after flight. (Black powder "D" motors are not recommended for this kit.) (TLP 2011 Web Ad)

Web Liveries



2011



Face Card(s)



Also of interest:



Exocet AM.39 (K041)

MODEL NAME: **Exocet AM.39** *Also known as:*

NUMBER: K041

Introduced:

Final Year:

Designer:

Type: Scale

Motor Mount: 1x24mm

Recovery: Parachute

Stages: 1

Length: 35.0"

Diameter: 2.6"

Span:

Weight:

Mfg. Description: International Favorite

EXOCET AM.39 AIR-LAUNCHED ANTI-SHIP MISSILE (France)

The EXOCET family was originally designed as ship-launched missiles, but the air-launch potential was immediately recognized and development began. The first air-launched EXOCET was designated AM.38, and was nearly identical to the ship-fired MM.38 missile. This was test fired from helicopters, but the need for faster, longer-range delivery was obvious. Changes were then made to the airframe, wings, and fins to facilitate carrying by jet fighters at supersonic speeds. A new propulsion system and an improved target seeker were added, and the new missile was then designated AM.39, the version we offer in kit format.

Our Aerospatiale EXOCET AM.39 is a painstakingly designed 1/5.30 scale replica of this important French anti-ship missile. It uses a single "D" or "E" motor to achieve its long-range flights, and returns by an 18" diameter parachute for its next mission. For clustered "D" or "E" motor power, see the slightly larger EXOCET MM.40 on the next page. (TLP 2013 Web Ad)

Editorial Note:

Catalog Liveries



Web Liveries



2013

Face Card(s)



Instruction Header

Also of interest: Exocet Ordnance Family



Exocet MM.40 (Early) (K008)

MODEL NAME: **Exocet MM.40 (Early)**

Also known as:

NUMBER: K008

Introduced:

Final Year:

Designer:

Type: Scale, Cluster

Motor Mount: 2x24mm

Recovery: Parachute

Stages: 1

Length: 42.0"

Diameter: 2.6"

Span:

Weight:

Mfg. Description: International Favorite.

EXOCET MM.40 (Early Version) ANTI-SHIP MISSILE (France)

Used by Argentina during the Falklands War, the Exocet series of missiles caused some heavily publicized damage to the British fleet, sinking at least one ship, despite the fact that, in at least two cases, the missile warheads failed to detonate! The manufacturer, Aerospatiale, claims that the problem has been corrected. All Exocets use active radar homing, skimming along just above the waves to strike the target near the waterline. A delay fuse allows it to penetrate the stricken ship before detonating its high-explosive warhead. This early model of the MM.40 is no longer produced, but the current version is used, in addition to its ship-to-ship role, as a land-based, coastal defense missile.

The Launch Pad is proud to offer this impressive 1/5.30 scale model of the MM.40 version of the Exocet. This is the first production model of the MM.40, looking very much like a slightly stretched MM.38. Later rounds of the MM.40 have fins shaped more like the AM.39 Exocet on the previous page. You will enjoy building and flying this tall (3 ft.) and beautiful missile which will catch everyone's eye with realistic flaming takeoffs and soaring flights. Uses a pair of powerful "D" or "E" motors in tandem.. (TLP 2013 Web Ad)

Editorial Note:

Catalog Liveries



Web Liveries



2013

Face Card(s)



Instruction Header

Also of interest: Exocet Ordnance Family



Gabriel III/AS (K010)

MODEL NAME: **Gabriel III/AS**

Also known as:

NUMBER: K010

Introduced:

Final Year:

Designer:

Type: Scale

Motor Mount: 1x24mm

Recovery: Parachute

Stages: 1

Length: 30.25"

Diameter: 2.6"

Span:

Weight:

Mfg. Description: **GABRIEL III/AS AIR-LAUNCHED ANTI-SHIP MISSILE (Israel)**

The Israeli Gabriel III/AS is an advanced offshoot of the original Gabriel ship-to-ship missile system. The original Gabriel was a small, canister fired sea skimmer, designed to attack enemy vessels at wavetop level, making its approach extremely hard to detect. This newer, air-launched version is larger, with a range of 37 miles, and carries a high-explosive warhead weighing 331 lbs. The guidance system of the Gabriel III/AS enables it to fly so low that it must be pre-set according to the current size of the waves.

The Launch Pad's sleek kit of the Gabriel III/AS is based on a rescaled version of a Plan-Pak we first offered in 1993. Our kit version features our usual high-quality parts, clear and easy-to-follow instructions, and brightly colored metallized Mylar parachute for sure recoveries. Details have been enhanced, making this either a fine sport-flying model or an attractive display piece. Now rated for AeroTech "E" powered flights! (TLP 2012 Web Ad)

Editorial Note:

Catalog Liveries

Web Liveries



2013



Face Card(s)



Instruction Header

Also of interest: Gabriel Missile Ordnance Family



Harpoon AGM-84A (K012)

MODEL NAME: **Harpoon AGM-84A** *Also known as:*

NUMBER: K012

Introduced:

Final Year:

Designer:

Type: Scale

Motor Mount: 1x24mm

Recovery: Parachute

Stages: 1

Length: 29.25"

Diameter: 2.6"

Span:

Weight:

Mfg. Description: HARPOON AGM-84A AIR-LAUNCHED ANTI-SHIP MISSILE (USA)

Here's a kit that has been one of our most popular models since 1996! This is the air launched version of the Harpoon, used by the U.S. Navy, Air Force, and Marine Corps. Although the surface-launched and submarine launched versions (both with booster stages) have been widely exported, no foreign sales have been announced for the AGM-84A. It is a sea-skimmer, coming in low to avoid radar detection, and at the last moment performs a sudden pop-up and dive onto the target ship. This final maneuver is intended to defeat automatic rapid-fire defense systems. Range is approximately 58 miles, powered by a small Teledyne turbojet engine. Length of the actual missile is 12ft., 7in., and it weighs 1,160 lbs. at launch. Five hundred lbs. of this weight is the high explosive warhead.

Just take a look at the illustration at left to see the fine detailing possible with your Launch Pad Harpoon AGM-84A kit! This rocket stands almost 30 inches tall, and is now powered by your choice of either a "D", "E", or "F" 24mm motor. As with all of our kits, it may be launched from any standard launcher equipped with a 3/16" diameter launch rod. This kit is a great introduction to Mid-Power rocketry! Try it! (TLP 2013 Web Ad)

Editorial Note:

Catalog Liveries



Web Liveries



2013

Face Card(s)



Instruction Header

Also of interest: AGM-84 Harpoon Ordnance Family



Hawk MIM-23A 1.6" (K039)

MODEL NAME: **Hawk MIM-23A 1.6"**

Also known as:

NUMBER: K039

Introduced:

Final Year:

Designer:

Type: Scale

Motor Mount: 1x24mm

Recovery: Parachute

Stages: 1

Length: 22 9/16"

Diameter: 1.6"

Span:

Weight:

Mfg. Description: HAWK MIM-23A (1.6" Dia.) SURFACE-to-AIR MISSILE (USA)

A miniature version of our popular 2.6" diameter HAWK, this scaled down model of the original HAWK missile will fly on black powder "D" motors, or composite fuel "E" motors. During testing we also flew it (once) successfully on an Aerotech "F24" reloadable, but our first test model vanished from sight (straight up) and we never saw it again. While building another test model, we decided that this was far too expensive in terms of lost reload casings, so the use of "F's", while possible, is not recommended.

Recovery is by a brightly colored 18" octagonal Mylar parachute. A 3/16" diameter launch rod is required for all TLP rocket kits. The TLP HAWK (1.6" Dia.) is a finely detailed model of this classic missile, in 1/8.75 scale. (TLP 2012 Web Ad)

Editorial Note:

Catalog Liveries

Web Liveries



2012



Face Card(s)



Instruction Header

Also of interest: MIM-23 Hawk Ordnance Family



Martel AS.37 (K053)

MODEL NAME: **Martel AS.37** *Also known as:*

NUMBER: K053

Introduced:

Final Year:

Designer:

Type: Scale

Motor Mount: 1x24mm

Recovery: Parachute

Stages: 1

Length: 27"

Diameter: 2.6"

Span:

Weight:

Mfg. Description: International Favorite.

MARTEL AS.37 ANTI-RADAR MISSILE (UK/France)

This unusual looking missile is the result of a collaboration between the British firm of Hawker-Siddely, and Matra in France. This version, the AS.37, is employed by both the British and the French, and uses a movable receiver aerial to lock onto the hostile radar emission and send guidance signals to the small set of control fins behind the wings. The somewhat shorter, television-guided AJ.168 version of the Martel is used only by the British. Length of the AS.37 version Martel is reported at 412 centimeters, and it weighs 1213 lbs. at launch. Speed is high subsonic, although it is claimed to break the sound barrier in a steep attack.

You'd think a rocket with fins placed like this would be all over the sky, wouldn't you? So did we, but when we tried it out, Martel turned out to be surprisingly easy to stabilize with only a minimum amount of nose weight (supplied in the kit). So here it is, in 1/6 scale, ready to perform its "D" or "E" powered radar-seeking missions flawlessly, flight after flight. The sleek tail cone is supported internally by an extra-heavy-duty core tube to absorb landing shocks and minimize damage, and, as always, we supply both a barrel swivel and quick-change snap swivel for the chute, to help keep your shroud lines from tangling. Uses any standard launcher with a 3/16" launch rod. A beautiful addition to your International Collection! (TLP 2013 Web Ad)

Editorial Note:

Catalog Liveries



Web Liveries



2013

Face Card(s)



Instruction Header

Also of interest: (AS-37) Martel Ordnance Family



Nike Ajax MIM-3A (K060)

MODEL NAME: **Nike Ajax MIM-3A** *Also known as:*

NUMBER: K060

Introduced:

Final Year:

Designer:

Type: Scale, Cluster

Motor Mount: 3x24mm

Recovery: Parachute

Stages: 1

Length: 55.5"

Diameter: 2.6"

Span:

Weight:

Mfg. Description: In 1953, Nike Ajax was the first guided SAM system in the world to enter operational service. The guidance hardware was derived directly from that used to aim radar-controlled anti-aircraft artillery guns towards the end of WWII. The system used two separate radars; one to track the target and another to track the missile. A computer intersected the two beams at a predicted future point and, when the missile was just below the nose of the target, a pulsed code was sent to explode the fragmentation warheads. Nike Ajax contained not one, but three warheads, weighing 12, 179, and 122 pounds, respectively. Burnout speed was Mach 2.3, well above that of any attack aircraft of the time. It had a range of 25 miles. Although ambitious for its day, it was quickly outdated, and was soon replaced by Nike Hercules.

This is the first kit The Launch Pad has offered using a three motor (24mm) cluster. It stands 55.5" tall (1/7.5 scale), and is recovered by two 18"x30" parachutes. Despite its size, this rocket can still be fired from a three foot long, 3/16" diameter launch rod. Calm winds and a 12 volt launch system for clustered ignition are recommended. (TLP 2012 Web Ad)

Editorial Note:

Catalog Liveries



Web Liveries



Face Card(s)



Instruction Header

Also of interest: Nike Ajax Ordnance Family



Nike Hercules Plan Pack

MODEL NAME: **Nike Hercules Plan Pack**

Also known as:

NUMBER:

Introduced:

Final Year:

Designer:

Type: Scale

Motor Mount:

Recovery:

Stages:

Length:

Diameter:

Span:

Weight:

Mfg. Description:

Editorial Note:



Catalog Liveries

Web Liveries

Face Card(s)

Instruction Header

Also of interest: MIM-14 Nike Hercules Ordnance Family

Scimitar (K027)



MODEL NAME: **Scimitar**

Also known as:

NUMBER: K027

Introduced:

Final Year:

Designer:

Type: Pseudo Ordnance, Cluster

Motor Mount: 2x24mm

Recovery: Parachute

Stages: 1

Length: 39.25"

Diameter: 2.6"

Span:

Weight:

Mfg. Description: LAUNCH PAD Original!

SCIMITAR LONG-RANGE SURFACE-TO-AIR MISSILE (THE LAUNCH PAD)

Here's another chance for the advanced modeler to demonstrate his or her skills. The SCIMITAR was introduced in 1993, and quickly became one of our most popular Plan-Paks. It's hurled into the air by a cluster of three "D" motors in the booster stage, then a fourth electrically ignited "D" motor in the upper stage takes it to altitudes that have to be seen to be believed. Both the booster and the upper stage return under large 18" diameter parachutes. Military cruise missile styling features four simulated air intakes for the upper stage "turbojet" propulsion system. Requires some easy wiring work, but everything is shown in clear step-by-step detail in the Plan-Pak.

ATTENTION!: Now we've taken this favorite Plan-Pak rocket and modified it to be flown as a single-stage KIT! When launched, it looks the same as our famous two-stage Plan-Pak version, but is much simpler internally. The complete kit version of the SCIMITAR flies on a pair of "D" motors, or, if you have experience in igniting clustered composite fuel motors, a pair of 24mm AeroTech "E15" motors may be used. Returns safely with a single 18" diameter octagonal Mylar parachute. This is one beautiful rocket! Why not build both versions? (TLP 2012 Web Ad)

Editorial Note:

Catalog Liveries



Web Liveries



2012

Face Card(s)



Instruction Header

Also of interest:

Sidewinder AIM-9L (K030)



MODEL NAME: **Sidewinder AIM-9L** *Also known as:*

NUMBER: K030

Introduced:

Final Year:

Designer:

Type: Scale

Motor Mount: 1x24mm

Recovery: Parachute

Stages: 1

Length: 36"

Diameter: 1.6"

Span:

Weight:

Mfg. Description: **SIDEWINDER AIM-9L AIR-TO-AIR MISSILE (USA)**

The Sidewinder has had a long and very successful career with the U.S. military. Earlier versions were used in Vietnam. It has seen action against Libyan fighters, and again in Iraq. It has been manufactured in both infrared and radar-guided modes, and it has been adopted by many countries in NATO as one of their premiere air-defense weapons. This missile is so popular with other nations that countries from the Soviet Union to South Africa have come up with their own copies of the design.

Long, lean and mean! The Launch Pad's designs for the AIM-9L Sidewinder result in a tall scale model 36.0" long! Redesigned in 1994, our latest Plan-Pak version (now discontinued) included details as fine as the bands and clamps on the missile's body, but now all of this detail is available to you in KIT form! This missile replica is accurate right down to the little air-driven gyros (rollerons) at the ends of the fins. American-made, but definitely a candidate for the International Collection. Uses powerful "D" motors and an 18" diameter parachute for safe returns. Don't settle for other manufacturer's imitations: Go with the military specialists! The Launch Pad! (TLP 2012 Web Ad)

Editorial Note:

Catalog Liveries



Web Liveries



2011



2012

Face Card(s)




Instruction Header

Also of interest: Sidewinder Ordnance Family



LawnDart Rocketry





About LawnDart

Let me introduce the staff. That's me, Dale Windsor, owner, proprietor, and floor sweeper of this fine establishment. It's been quite awhile since I flew my first rocket. But I remember it like it was yesterday. 1967, there I was sitting on the floor of the living room reading the new Fantastic Four (or was it Daredevil?) that I had just picked up down at Spring Valley Drugs. Near the back of the comic was the usual ads - x-ray specs, atomic smoke bombs and tanks (made out of a special corrugated material). But something new caught my eye - Real Flying Model Rockets!!!! After some pleading (and an exchange of paper route money), my dad wrote out the check that started me on the long road to rocketry addiction. A few weeks later, a box arrived at the door for me. Inside, a pair of tumble recovery rockets, a couple of motors with red waxy wicks (that you lit with a match), and a launch rod.

Now, a few years later, I have a part-time rocket company of my own, manufacturing some very cool stuff (at least I like to think so). In the real world I'm a middle-aged (ooh, that hurts to write) college student working on an education degree so I can teach middle school science. A real break from 20+ years in the computer-aided publishing world.

I'm also past section advisor for Southern Area Rocketry (current president); past prefect of Tripoli Atlanta; original Contest Director for the Mick Wilkins Memorial Sport Scale Meet; Founder of the Southern Meet; and Level 3 certified.

LawnDart Rocketry is dedicated to providing the model rocket hobbyist with fun, interesting kits to build and fly. We will endeavor to bring out new kits as time and resources allow. And we will make available selected kits from other small manufacturers.

LawnDart Rocketry also believes in sharing resources. So we share our masking tape and recovery wadding at launches, spend time with new and potentially new flyers, answer questions, check out rockets, and even lend/give away rockets and motors to newbies.

LawnDart Rocketry donates 10% of our profits to Compassion International, Feed the Children and Habitat for Humanity.

(Company Web Statement 2011)



Master List for **LawnDart** by Name

Piggyback Shuttle

#2

Master List for **LawnDart** by *Number*

#2

Piggyback Shuttle



Piggyback Shuttle (#2)

MODEL NAME: **Piggyback Shuttle**

Also known as:

NUMBER: #2

Introduced:

Final Year:

Designer: Wayne Kellner

Type: Exotic, Boost Glider, Clone

Motor Mount: 1x18mm

Recovery:

Stages:

Length:

Diameter:

Span:

Weight:



Mfg. Description: An early concept for the US space shuttle. The carrier returns via parachute while the piggyback vehicle glides safely back to earth. Features mylar parachute, kevlar shock cord and parachute protector. (Lawndart 2003 Web Ad)

Editorial Note:

Catalog Liveries

Web Liveries

Face Card(s)

Instruction Header

Also of interest: Estes Orbital Transport Family



Leading Edge Rocketry

Leading Edge Rocketry
84777 Charlottes Way
Eugene, OR 97405

Tel: 541.687.4899

Fax: 541.687.1438

info@leadingedgerocketry.com

<http://www.leadingedgerocketry.com/>



About Leading Edge

Leading Edge Rocketry is the Pacific Northwest's premier manufacturer of model rocket kits, micro rocket kits, rocket electronics and launch pad/controllers. Known for their specialty Night Flight kits, Leading Edge creates excitement among modelers by bringing today's technology and manufacturing process to the forefront while getting back to the basics of emphasizing more on design and skill building and less on mass production.

(Company Web Statement 2011)



Master List for **Leading Edge** by Name

Great White	LE-26	
Micro Goblin	LE-05	<i>Micro Classics</i>
Micro Max	LE-07	<i>Micro Classics</i>

Master List for **Leading Edge** by *Number*

LE-05	Micro Goblin	<i>Micro Classics</i>
LE-07	Micro Max	<i>Micro Classics</i>
LE-26	Great White	



Great White (LE-26)

MODEL NAME: **Great White** *Also known as:*

NUMBER: LE-26

Introduced: 2011

Final Year:

Designer:

Type: Sport

Motor Mount: 1x38mm

Recovery: Parachute

Stages: 1

Length: 52"

Diameter: 2.3"

Span:

Weight: 2.5 lbs

Mfg. Description: The Great White is a high performance, sleek traditional model. Equipped with a 38mm motor tube it is designed to fly on H through J medium thrust motors. The Great White requires a launch rail that accepts small rail buttons. The main airframe is constructed from high quality kraft tubing with laser cut fin slots. Both the fins and centering rings are laser cut from aircraft grade plywood. Other key features: Dual deployment ready with the included complete electronics bay (minus electronics); sleek plastic boattail and nosecone; stainless steel motor retainer; metallic vinyl decals. Kit also comes with (3) Quick-Links, (2) Nylon cords and (2) CHUM red parachutes for recovery! As with all of Leading Edge Rocketry kits, the Great White is proudly made in the United States of America. (Leading Edge 2013 Web Ad)

Editorial Note:

Catalog Liveries

Web Liveries



2011

Face Card(s)

Instruction Header:

Also of interest:



Micro Goblin(LE-05)

MODEL NAME: **Micro Goblin** *Also known as:*

NUMBER: LE-05

Introduced:

Final Year:

Designer:

Type: Sport, Downscale

Motor Mount: 1x6mm

Recovery: Streamer

Stages: 1

Length: 4.85"

Diameter: 0.448"

Span:

Weight: 2.5 grams

Mfg. Description: As with all of our Micro Classics, these kits feature precision laser cut basswood fins, hard fiber centering rings, white kraft body tubes with a glassine outer wrap and machined balsa wood nose cone. The Micro Goblin is a great flyer with all the style and flight characteristics of a larger model but with the added benefits that come from a Micro Maxxâ„¢ powered rocket, smaller launch site, lower cost per flight and lower altitude which means you may be able to fly your Micro Classics on days that the weather won't permit larger flights. All you will need in addition to your regular ground support and lunch supplies is a smaller launch rod like our GS-0001 Launch rod and adapter. We also offer complete Micro Classics launch sets. Click here for more information. The Micro Goblin is rated Skill Level Three. We recommend that the builder have some previous model rocket experience due to the smaller parts of a Micro Classics. (Leading Edge 2012 Web Ad)

Editorial Note:

Catalog Liveries

Web Liveries



2012

Face Card(s)



Instruction Header:

Also of interest: Estes Goblin Family, Leading Edge Micro Classics Family



Micro Max (LE-07)

MODEL NAME: **Micro Max**

Also known as:

NUMBER: LE-07

Introduced:

Final Year:

Designer:

Type: Sport, Downscale

Motor Mount: 1x6mm

Recovery: Streamer

Stages: 1

Length: 5.05"

Diameter: 0.448"

Span:

Weight: 2.0 grams

Mfg. Description: As with all of our Micro Classics, these kits feature precision laser cut basswood fins, hard fiber centering rings, white kraft body tubes with a glassine outer wrap and machined basswood nose cone. The Micro Max is a great flyer with all the style and flight characteristics of a larger model but with the added benefits that come from a Micro Maxxâ„¢ powered rocket, smaller launch site, lower cost per flight and lower altitude which means you may be able to fly your Micro Classicsâ„¢ on days that the weather wonâ„¢t permit larger flights. All you will need in addition to your regular ground support and lunch supplies is a smaller launch rod like our GS-0001 Launch rod and adapter. We also offer complete Micro Classicsâ„¢ launch sets. Click here for more information. The Micro Max is rated Skill Level Three. We recommend that the builder have some previous model rocket experience due to the smaller parts of a Micro Classicsâ„¢. (Leading Edge 2011 Web Ad)

Web Liveries



2011

Face Card(s)



Also of interest: Estes Der Red Max Family



LOC/Precision (LOC)

LOC Precision

TEL: (330) 745-9755

FAX: (330) 745-9754

P.O. Box 470396

Broadview Heights, OH 44147

locprecision@sbcglobal.net

<https://locprecision.com/>



Master List for **LOC** by Name

Athena 3	PK-37
Big Nuke	PK-82
Big Nuke 3E	PK-82-3E
Big Nuke Mini	#0174
Bruiser	PK-88
Bruiser EXP	PK-96
Cyclotron	PK-47
EZI-65	PK-64
EZI-65 Mini	#0175
Hi-Tech	PK-56
King Viper III	PK-92
Lil' Nuke	PK-4
LOC-IV	PK-48
Minie Magg	PK-68
Nuke Pro Max	PK-5
Onyx	PK-12
Stovi	PK-40
V2 (3.9")	PK-57
V2 (7.5")	PK-100
Viper III	PK-20
Viper IV	PK-24
Warlock	PK-80

Master List for **LOC** by *Number*

#0174	Big Nuke Mini
#0175	EZI-65 Mini
PK-4	Lil' Nuke
PK-5	Nuke Pro Max
PK-12	Onyx
PK-20	Viper III
PK-24	Viper IV
PK-37	Athena 3
PK-40	Stovi
PK-47	Cyclotron
PK-48	LOC-IV
PK-56	Hi-Tech
PK-57	V2 (3.9")
PK-64	EZI-65
PK-68	Minie Magg
PK-80	Warlock
PK-82	Big Nuke
PK-82-3E	Big Nuke 3E
PK-88	Bruiser
PK-92	King Viper III
PK-96	Bruiser EXP
PK-100	V2 (7.5")

Athena 3 (PK-37)



MODEL NAME: **Athena 3**

Also known as:

NUMBER: PK-37

Introduced:

Final Year:

Designer:

Type: Sport

Motor Mount: 1x29mm

Recovery: Parachute

Stages: 1

Length: 59.325"

Diameter: 3.1"

Span:

Weight: 44 oz

Mfg. Description: Buy Here Today and receive a FREE DECAL set, \$20 value. NEW PK-37 ATHENA-3 Kit features LOC's rugged pre-slotted airframe tube, precision cut plywood fins and rings, payload section, and rip-stop nylon parachute. This rocket has a 29mm motor mount tube to take advantage of the new PRO 29 motors and makes an excellent park flier or L1 kit. (LOC 2013 Web Ad)

Editorial Note:

Catalog Liveries

Web Liveries



2013

Face Card(s)

Instruction Header

Also of interest: Yank Mystic Buzz Family

1570



Big Nuke (PK-82)

MODEL NAME: **Big Nuke**

Also known as:

NUMBER: PK-82

Introduced:

Final Year:

Designer:

Type: Sport

Motor Mount: 1x54mm

Recovery: Parachute

Stages: 1

Length: 72"

Diameter: 5.54"

Span:

Weight: 102 oz

Mfg. Description: One of the ADVANCED SERIES of kits, which include factory pre-slotted airframe and through-the-wall fin construction, the Big Nuke is our large scale version of the perennial favorite Lil Nuke. This kit comes standard with a 54mm motor mount tube but can fly well on large H, I and J motors as well using optional MMA-3 and MMA-4 adapters. We upgraded the shock cord to 25' of 9/16" tubular nylon and added a CEC-2 chain connector to the SCMBA-25 shock cord mount for heavy duty flying. Parachute Recovery.

All LOC/PRECISION "PK-XX" kits include heavy duty airframe and motor mount tubes, high-grade precision-cut plywood fins, centering rings, rip-stop nylon parachute or streamer, nylon elastic shock cord and mount, launch lug, polypropylene nose cones and instructions. (LOC 2012 Web Ad)

Editorial Note:

Catalog Liveries



2010

Web Liveries



2012

Face Card(s)



Instruction Header



Also of interest: LOC Nuke Family, LOC Advanced Series Marketing Family



Big Nuke 3E (PK-82-3E)

MODEL NAME: **Big Nuke 3E** *Also known as:*

NUMBER: PK-82-3E

Introduced:

Final Year:

Designer:

Type: Sport

Motor Mount: 1x75mm

Recovery: Parachute

Stages: 1

Length: 80"

Diameter: 5.54"

Span:

Weight: 8 lbs

Mfg. Description: One of the ISP PERFORMANCE SERIES of kits, which feature factory pre-slotted airframe and through-the-wall fin construction and high power motor capabilities, the Big Nuke-3E is the perfect upgrade to our hot selling Big Nuke kit. This version trades the 54mm motor mount for raw 75mm motor power. We included our popular EB-5.38 electronics bay, and additional Tubular Nylon shock cord and an 18" drogue parachute. We also upgraded the elastic shock cord to 25' of 9/16" tubular nylon and added a CEC-3 chain connectors to the SCMBA-375 shock cord mount for heavy duty flying. This rocket is for the serious high power flyer! Parachute Recovery.

All LOC/PRECISION "PK-XX" kits include heavy duty airframe and motor mount tubes, high-grade precision-cut plywood fins, centering rings, rip-stop nylon parachute or streamer, nylon elastic shock cord and mount, launch lug, polypropylene nose cones and instructions. (LOC 2012 Web Ad)

Editorial Note:

Catalog Liveries



2010

Web Liveries



2012

Face Card(s)





Instruction Header



Also of interest: LOC Nuke Family, LOC ISP Performance Series Family

Big Nuke Mini (#0174)



MODEL NAME: **Big Nuke Mini**

Also known as:

NUMBER: #0174

Introduced:

Final Year:

Designer:

Type: Sport, Downscale

Motor Mount: 1x18mm

Recovery: Parachute

Stages: 1

Length: 13.1"

Diameter: 1"

Span:

Weight: 1.3 oz

Mfg. Description: Miniature version of the famous BIG NUKE rocket kit. For use with A,B,C motors (not included). 5.5:1 Sport Scale, New Heavy Duty LOC Airframe in 1" Diameter, Laser Cut Balsa Fins, Excellent Decals, Mylar Parachute Recovery (LOC 2012 Web Ad)

Editorial Note:

Catalog Liveries



2010



Web Liveries



2012

Face Card(s)



Instruction Header

Also of interest: LOC Nuke Family, LOC Mini Missile Family

Bruiser (PK-88)



MODEL NAME: **Bruiser**

Also known as:

NUMBER: {K-88}

Introduced:

Final Year:

Designer:

Type: Sport

Motor Mount: 1x54mm

Recovery: Parachute

Stages: 1

Length: 81"

Diameter: 7.765"

Span:

Weight:

Mfg. Description: One of the ADVANCED SERIES of kits, which include factory pre-slotted airframe and through-the-wall fin construction, the BRUISER is one of our largest production kits. It includes a 54mm motor mount and introduces LOC's own "TWT" Tube Within a Tube fin attachment concept keeping the overall weight to a minimum, This kit is the perfect fat Level 1 and Level 2 kit and a nice large addition to your fleet . You can fly it on an I284 for your Level 1, take the test and fly it on a J257 for your level 2 in the same day. (38mm motors require an optional MMA-4 adapter). Parachute Recovery. (LOC 2012 Web Ad)

Editorial Note:

Catalog Liveries



2010



Web Liveries



2012

Face Card(s)

Instruction Header

Also of interest: LOC Bruiser Family, LOC Advanced Series Marketing Family

Bruiser EXP (PK-96)



MODEL NAME: Bruiser EXP *Also known as:*

NUMBER: PK-96

Introduced:

Final Year:

Designer:

Type: Sport, Cluster

Motor Mount: 1x54mm + 2x38mm

Recovery: Parachute

Stages: 1

Length: 112"

Diameter: 7.765"

Span:

Weight:

Mfg. Description: One of the ADVANCED SERIES of kits, which include factory pre-slotted airframe and through-the-wall fin construction, the BRUISER-EXP is our largest production kit. It uses a central 54mm motor mount tube and 2 38mm motor mount tubes for clustering and air starts. BRUISER-EXP incorporates LOC's own "TWT" Tube Within a Tube fin attachment concept keeping the overall weight to a minimum. This kit is intended for advanced Level 2 flyers and makes a huge addition to your fleet. You can fly it on an J415 with or without 2 J350s or go for the K-L motor center. I have seen it fly on a single J570 in a small field - I prefer the K1100 in mine. Skyangle Cert-3 Large Parachute Recovery. (LOC 2012 Web Ad)

Editorial Note:

Catalog Liveries



2010



Web Liveries



2012

Face Card(s)

Instruction Header

Also of interest: LOC Bruiser Family, LOC Advanced Series Marketing Family

Cyclotron (PK-47)



MODEL NAME: **Cyclotron**

Also known as:

NUMBER: PK-47

Introduced:

Final Year:

Designer:

Type: Sport, Tubefin, Payload

Motor Mount: 1x38mm

Recovery: Parachute

Stages: 1

Length: 57"

Diameter: 3.1"

Span:

Weight: 35 oz

Mfg. Description: The CYCLOTRON gives the stable tube fin design a new dimension with the addition of LOC's exclusive airframe reducer and a payload section. Built to fly on F50 and G80 composite motors, we have increased the motor mount to 38mm to accommodate motors through I (we have reports of folks flying on J570 though we don't recommend it ourselves.) The CYCLOTRON is a very stable motor eater!

All LOC/PRECISION "PK-XX" kits include heavy duty airframe and motor mount tubes, high-grade precision-cut plywood fins, centering rings, rip-stop nylon parachute or streamer, nylon elastic shock cord and mount, launch lug, polypropylene nose cones and instructions. (LOC 2012 Web Ad)

Editorial Note:

Catalog Liveries



2010

Web Liveries



2007

Face Card(s)



Instruction Header



Also of interest: Tubefin Family



EZI-65 (PK-64)

MODEL NAME: **EZI-65**

Also known as:

NUMBER: PK-64

Introduced:

Final Year:

Designer:

Type: Sport

Motor Mount: 1x54mm

Recovery: Parachute

Stages: 1

Length: 57.75"

Diameter: 4"

Span:

Weight:

Mfg. Description: One of the ISP PERFORMANCE SERIES of kits, which feature factory pre-slotted airframe and through-the-wall fin construction and high power motor capabilities, the EZI-65 is a light weight, high power performer. The 54mm motor mount is great for Level 1 motors. Designed for the Aerotech I-65 motor when it first came out, this kit will also fly on the Aerotech J-90 motor for a cool Level 2 attempt - try one out if your field can handle it. It is a very cool flight! (and sometimes a long walk) This kit flies great on a variety of G , H and I motors using the optional MMA-3 (for 29mm motors) or MMA-4 (for 38mm motors) motor mount adapter. Parachute Recovery.

All LOC/PRECISION "PK-XX" kits include heavy duty airframe and motor mount tubes, high-grade precision-cut plywood fins, centering rings, rip-stop nylon parachute or streamer, nylon elastic shock cord and mount, launch lug, polypropylene nose cones and instructions. (LOC 2012 Web Ad)

Editorial Note:

Catalog Liveries



2010

Web Liveries



2012

Face Card(s)





Instruction Header



Also of interest: LOC EZI-65 Family, LOC ISP Performance Series Marketing Family

EZI-65 Mini (#0175)



MODEL NAME: **EZI-65 Mini** *Also known as:*

NUMBER: #0175

Introduced:

Final Year:

Designer:

Type: Sport, Downscale

Motor Mount: 1x18mm

Recovery: Parachute

Stages: 1

Length: 14.4"

Diameter: 1"

Span:

Weight:

Mfg. Description: Miniature version of the famous EZI-65 rocket kit. For use with A,B,C motors (not included). 4:1 Sport Scale, New Heavy Duty LOC Airframe in 1" Diameter, Laser Cut Balsa Fins, Excellent Decals, Mylar Parachute Recovery (LOC 2012 Web Ad)

Editorial Note:

Catalog Liveries



2010



Web Liveries



2012

Face Card(s)



Instruction Header

Also of interest: LOC EZI-65 Family, LOC Mini Missile Marketing Family

Hi-Tech (PK-56)



MODEL NAME: **Hi-Tech**

Also known as: Hi-Tech H45

NUMBER: PK-56

Introduced:

Final Year:

Designer:

Type: Sport

Motor Mount: 1x38mm

Recovery: Parachute

Stages: 1

Length: 49.75"

Diameter: 2.63"

Span:

Weight:

Mfg. Description: One of the ISP PERFORMANCE SERIES of kits, which feature factory pre-slotted airframe and through-the-wall fin construction and high power motor capabilities, the HI-TECH H45 is a light weight, high power performer. The 38mm motor mount is great for Level 1 motors if your field can handle it. This kit smaller version of the EZI-65 flies great on a variety of F and G motors using the optional MMA-2 motor mount adapter. Parachute Recovery.

All LOC/PRECISION "PK-XX" kits include heavy duty airframe and motor mount tubes, high-grade precision-cut plywood fins, centering rings, rip-stop nylon parachute, nylon elastic shock cord and mount, launch lug, polypropylene nose cones and instructions. (LOC 2012 Web Ad)

Editorial Note:

Catalog Liveries



2010

Web Liveries



2012

Face Card(s)



Instruction Header



Also of interest: LOC EZI-65 Family, LOC ISP Performance Series Marketing Family



King Viper III (PK-92)

MODEL NAME: **King Viper III**

Also known as:

NUMBER: PK-92

Introduced:

Final Year:

Designer:

Type: Sport, Cluster

Motor Mount: 3x54mm

Recovery: Parachute

Stages: 1

Length: 108"

Diameter: 5.54"

Span:

Weight: 152 oz

Mfg. Description: No significant text in 2010 Catalog

=====

The KING VIPER III is a unique 3 x 54mm motor cluster whose fins attach into the valleys of the motor mount tube cluster which extends beyond the main airframe. It can attain altitudes over 6800' using I motors and can fly nicely on 3 H180s as well using MMA-3 adapters. Don't let the picture fool you - this is one TALL rocket! For serious cluster flyers only! Parachute Recovery!

All LOC/PRECISION "PK-XX" kits include heavy duty airframe and motor mount tubes, high-grade precision-cut plywood fins, centering rings, rip-stop nylon parachute or streamer, nylon elastic shock cord and mount, launch lug, polypropylene nose cones and instructions. (LOC 2013 Web Ad)

Editorial Note:

Catalog Liveries



2010

Web Liveries



2013

Face Card(s)

Instruction Header

Also of interest: Loc Viper Family, LOC Advanced Series Marketing Family



Lil' Nuke (PK-4)

MODEL NAME: **Lil' Nuke**

Also known as:

NUMBER: PK-4

Introduced:

Final Year:

Designer:

Type: Sport

Motor Mount: 1x29mm

Recovery: Parachute

Stages: 1

Length: 29.5"

Diameter: 2.26"

Span:

Weight: 13 oz

Mfg. Description: One of the original NOVICE KIT SERIES which include pre-marked airframe and 29mm motor mounts, the LIL' NUKE is and all around classic performer with sharp styling. It can be flown on an Estes D12-3 motor with an optional MMA-1 Adapter but goes out of sight on Aerotech 29mm Composite Motors! Parachute Recovery.

All LOC/PRECSION "PK-XX" kits include heavy duty airframe and motor mount tubes, high-grade precision-cut plywood fins, centering rings, rip-stop nylon parachute or streamer, nylon elastic shock cord and mount, launch lug, polypropylene nose cones and instructions. (LOC 2012 Web Ad)

Editorial Note:

Catalog Liveries



2010

Web Liveries



2012

Face Card(s)





Instruction Header



Also of interest: LOC Nuke Family, LOC Novice Kit Series Marketing Family

LOC-IV (PK-48)



MODEL NAME: **LOC-IV**

Also known as:

NUMBER: PK-48

Introduced: 1985

Final Year:

Designer:

Type: Sport

Motor Mount: 1x38mm (Originally 1x29mm)

Recovery: Parachute

Stages: 1

Length: 47.5"

Diameter: 4"

Span:

Weight: 29 oz

Mfg. Description: One of the ADVANCED SERIES of kits, which include factory pre-slotted airframe and through-the-wall fin construction, the LOC IV has been the best selling kit in our history (perhaps all of high power history as well) Recently upgraded to 38mm motor mount and to-the-motor mount construction, this kit is the perfect Level 1 kit . You can even park fly it well on F and G motors with the optional MMA-2 motor adapter. Parachute Recovery.

All LOC/PRECISION "PK-XX" kits include heavy duty airframe and motor mount tubes, high-grade precision-cut plywood fins, centering rings, rip-stop nylon parachute or streamer, nylon elastic shock cord and mount, launch lug, polypropylene nose cones and instructions. (LOC 2012 Web Ad)

Editorial Note: This kit was originally PK-3 and featured a 29mm motor mount.

Catalog Liveries



2010



Web Liveries



2012

Face Card(s)

Instruction Header



Also of interest: LOC Advanced Series Marketing Family

Minie-Magg (PK-68)



MODEL NAME: **Minie-Magg** *Also known as:*

NUMBER: PK-68

Introduced:

Final Year:

Designer:

Type: Sport

Motor Mount: 1x38mm

Recovery: Parachute

Stages: 1

Length: 37"

Diameter: 5.54"

Span:

Weight:

Mfg. Description: One of the ISP PERFORMANCE SERIES of kits, which feature factory pre-slotted airframe and through-the-wall fin construction and high power motor capabilities, the MINIE MAGG is the largest kit available that can still fly on a G-80 motor with an optional MMA-2 adapter. The 38mm motor mount is great for Level 1 and some Level 2 motors. It is a very versatile rocket. Parachute Recovery.

All LOC/PRECISION "PK-XX" kits include heavy duty airframe and motor mount tubes, high-grade precision-cut plywood fins, centering rings, rip-stop nylon parachute or streamer, nylon elastic shock cord and mount, launch lug, polypropylene nose cones and instructions. (LOC 2013 Web Ad)

Editorial Note:

Catalog Liveries



2010



Web Liveries



2013

Face Card(s)



Instruction Header



Nuke Pro Max (PK-5)



MODEL NAME: **Nuke Pro Max**

Also known as:

NUMBER: PK-5

Introduced:

Final Year:

Designer:

Type: Sport, Payload

Motor Mount: 1x38mm

Recovery: Parachute

Stages: 1

Length: 39.5"

Diameter: 2.26"

Span:

Weight: 16 oz

Mfg. Description: One of the ADVANCED SERIES of kits, which include factory pre-slotted airframe and through-the-wall fin construction, the NUKE PRO MAX is a real screamer! This kit was designed to handle the Ceseroni Pro 38 line of motors - all of them! Yep, G-J power if you can handle the waiver. You can even park fly it a well on F and G motors with the optional MMA-2 motor adapter. Parachute Recovery.

All LOC/PRECISION "PK-XX" kits include heavy duty airframe and motor mount tubes, high-grade precision-cut plywood fins, centering rings, rip-stop nylon parachute or streamer, nylon elastic shock cord and mount, launch lug, polypropylene nose cones and instructions. (LOC 2012 Web Ad)

Editorial Note:

Catalog Liveries



2010

Web Liveries



2012



Face Card(s)



Instruction Header



Also of interest: LOC Nuke Family, LOC Advanced Series Marketing Family



Onyx (PK-12)

MODEL NAME: **Onyx**

Also known as:

NUMBER: PK-12

Introduced:

Final Year:

Designer:

Type: Sport

Motor Mount: 1x29mm

Recovery: Parachute

Stages: 1

Length: 25.25"

Diameter: 3.1"

Span:

Weight: 13oz

Mfg. Description:

One of the original Novice Series kits the Onyx has a large diameter and stout appearance which makes this bird a natural for sport flying. A single G motor can propel this vehicle to 1800 ft. All LOC/PRECSION PK series kits include heavy duty airframe and motor mount tubes, high-grade precision-cut plywood fins, centering rings, rip-stop nylon parachute or streamer, nylon elastic shock cord and mount, launch lug, polypropylene nose cones and instructions. (LOC 2012 Web Ad)

Editorial Note:

Catalog Liveries



2010

Web Liveries



2007

Face Card(s)





Instruction Header



Also of interest: LOC Novice Series Marketing Family

Stovi (PK-40)



MODEL NAME: **Stovi** *Also known as:*

NUMBER: PK-40

Introduced:

Final Year:

Designer:

Type: Sport, Cluster

Motor Mount: 7x24mm or 1x29mm + 6x24mm

Recovery: Parachute

Stages: 1

Length: 44.5"

Diameter:

Span:

Weight: 22oz

Mfg. Description: The STOVE is a unique 7 x 24mm motor cluster whose fins attach into the valleys of the motor mount tube cluster which extends beyond the main airframe. This innovative design rocket can attain altitudes over 1000' using a single 24mm G42 motor - Six fins mount between the six "booster tanks" making it a visually appealing rocket. Parachute Recovery!

All LOC/PRECISION "PK-XX" kits include heavy duty airframe and motor mount tubes, high-grade precision-cut plywood fins, centering rings, rip-stop nylon parachute or streamer, nylon elastic shock cord and mount, launch lug, polypropylene nose cones and instructions. (LOC 2012 Web Ad)

Editorial Note:

Catalog Liveries



2010

Web Liveries



2012

Face Card(s)



Instruction Header



Also of interest:



3.9" V-2 (PK-57)

MODEL NAME: 3.9" V-2

Also known as:

NUMBER: PK-57

Introduced:

Final Year:

Designer:

Type: Scale

Motor Mount: 1x38mm

Recovery: Parachute

Stages: 1

Length:

Diameter:

Span:

Weight:

Mfg. Description: One of the ADVANCED SERIES of kits, which include factory pre-slotted airframe and through-the-wall fin construction, the 3.9 V2 is our sport scale version of the infamous WWII German V2 rocket. This boat tail kit comes standard with a 38mm motor mount but flies great on F50 and G motors using an optional MMA-2 adapter. The 3.9 V2 is a great performer on a variety of motor packages through Level 1 - For Level 2 motors and large Level 1 motors change the launch lugs to rail buttons to eliminate "rod whip" due to its short height and wide motor mount location. Parachute Recovery.

All LOC/PRECISION "PK-XX" kits include heavy duty airframe and motor mount tubes, high-grade precision-cut plywood fins, centering rings, rip-stop nylon parachute or streamer, nylon elastic shock cord and mount, launch lug, polypropylene nose cones and instructions. (LOC 2011 Web Ad)

Catalog Liveries



2010

Web Liveries



2011

Face Card(s)

Also of interest: V2 Ordnance Family, V2 Launch Vehicle Family



7.5" V-2 (PK-100)

MODEL NAME: **7.5" V2**

Also known as:

NUMBER: PK-100

Introduced:

Final Year:

Designer:

Type: Scale

Motor Mount: 1x54mm

Recovery: Parachute

Stages: 1

Length:

Diameter: 7.51"

Span:

Weight:

Mfg. Description: Loc V-2 is our first sport scale kit. It's designed around LOC's BT-7.51 to obtain a practical 8.47:1 scale. Because of its size and low weight, the V2 can take to the sky on minimum power 800Ns (J450) re loadable motor. I like to fly mine on K500-M. All LOC/PRECSION PK series kits include heavy duty airframe and motor mount tubes, high-grade precision-cut plywood fins, centering rings, rip-stop nylon parachute or streamer, tubular nylon shock cord, launch lug, polypropylene nose cones and instructions.. (LOC 2012 Web Ad)

Editorial Note:

Catalog Liveries

Web Liveries



2011



Face Card(s)

Instruction Header

Also of interest: V2 Ordnance Family, V2 Launch Vehicle Family



Viper III (PK-20)

MODEL NAME: **Viper III**

Also known as:

NUMBER: PK-20

Introduced:

Final Year:

Designer:

Type: Sport, Cluster

Motor Mount: 3x24mm

Recovery: Parachute

Stages: 1

Length: 47.5"

Diameter: 2.63"

Span:

Weight: 16 oz

Mfg. Description: No significant text in 2010 Catalog

=====

The VIPER III is a unique 3 x 24mm motor cluster whose fins attach into the valleys of the motor mount tube cluster which extends beyond the main airframe. It can attain altitudes over 1800' using 3 E motors. This kit can also fly on 3 D12-3 motors. Parachute Recovery!

All LOC/PRECISION "PK-XX" kits include heavy duty airframe and motor mount tubes, high-grade precision-cut plywood fins, centering rings, rip-stop nylon parachute or streamer, nylon elastic shock cord and mount, launch lug, polypropylene nose cones and instructions. (LOC 2013 Web Ad)

Editorial Note:

Catalog Liveries



2010

Web Liveries



2013

Face Card(s)





Instruction Header



Also of interest: LOC Viper Family, LOC Advanced Series Marketing Family

Viper IV (PK-24)



MODEL NAME: **Viper IV**

Also known as:

NUMBER: PK-24

Introduced:

Final Year:

Designer:

Type: Sport, Cluster

Motor Mount: 4x24mm

Recovery: Parachute

Stages: 1

Length: 47.5"

Diameter: 2.63"

Span:

Weight: 18 oz

Mfg. Description: No significant text in 2010 Catalog

Editorial Note:

Catalog Liveries



2010

Web Liveries



Face Card(s)



Instruction Header



Also of interest: LOC Viper Family

Warlock (PK-80)



MODEL NAME: **Warlock**

Also known as:

NUMBER: PK-80

Introduced:

Final Year:

Designer:

Type: Sport

Motor Mount: 1x38mm

Recovery: Parachute

Stages: 1

Length: 52"

Diameter: 7.765"

Span:

Weight: 100 oz

Mfg. Description: One of the ISP PERFORMANCE SERIES of kits, which feature factory pre-slotted airframe and through-the-wall fin construction and high power motor capabilities, the WARLOCK is the perfect short fat kit to make your Level 1 and Level 2 certification flight with on a small field. Now with LOC-N-FIN technology for easy building, the WARLOCK is a light weight large diameter kit with presence. This rocket should be in every collection! Parachute Recovery.

All LOC/PRECISION "PK-XX" kits include heavy duty airframe and motor mount tubes, high-grade precision-cut plywood fins, centering rings, rip-stop nylon parachute or streamer, nylon elastic shock cord and mount, launch lug, polypropylene nose cones and instructions. (LOC 2012 Web Ad)

Editorial Note:

Catalog Liveries



2010



Web Liveries



2012

Face Card(s)



Instruction Header





Madcow Rocketry

Madcow Rocketry

24338 El Toro Rd #E-134

Laguna Woods, CA 92637

949.547.8847

<http://www.madcowrocketry.com/>



About Madcow Rocketry

At Madcow Rocketry, our goal is to offer you a craftsman quality kit that is truly enjoyable to build. Our kits come complete with everything you need to build and fly your model except the glue and paint (and a motor of course). Grab some 5 minute epoxy and these kits can literally be built and flown at your flying field the same day!

The recovery system leaves nothing more to buy here. All of our kits come complete with a long lasting Rip-Stop Nylon Chute, a Flame-Proof Parachute Blast Protector and Kevlar (2.6" and smaller) or Tubular Nylon (4" and larger) shock cord.

Our Flame-Proof Parachute Blast Protectors means your parachute is safe and sound and no more cleaning up all that pesky chute wadding after each flight.

Of course, for those of us that really like the convenience and durability of a plastic cone, our Pro-Series kits are just right. These kits feature plastic nose cones with a self threading neck - just right for a 1/4-20 eye bolt.

Our high quality kits start with precision laser cut plywood fins and centering rings. Our fins and rings consistently fit nice and snug. This keeps your build sessions fun and free of frustration.

Our Craftsman Series Kits feature custom balsa nose cones and tail cones. We believe in this day of plastics, some of us still love the feel of old fashioned balsa wood.

We've made Thru-The-Wall fins a snap with our pre-slotted body tubes.

No more cutting out body tube wrappers to pencil cutting lines on the body tube. No more slipped knife blade marks spiraling away from the fin slots. Just a nice clean pre-cut slot for your fins.

All of this makes for a complete kit that is easy to build and fun to fly.

Take your next step into high power rocketry with us.

We believe you won't be disappointed.

(Company Web Statement 2011)



Master List for **Madcow** by Name

Army Hawk MIM-23A	K-106
Arcas HV (FG)	K-144
Batray 2.2"	K-118
(Fiberglass) Batray 3"	K-175
Black Brant II (2.6")	K-156
Bomarc Rocket	K-119
Cricket	K-141
DX3 (2.6")	K-126
DX3 (2.6" FG)	K-170
DX3 Massive (5.5" FG)	K-167
Honest John (2.6")	K-115
Jay Hawk AQM-37A	K-109
Lil' Goblin (2.6")	K-139
Lil' Goblin (2.6" FG)	K-164
Little John (2.6")	K-101
Little John Rocket (4") (FG)	K-157
Momba	K-100
Mozzie	K-112
Phoenix Rocket	K-136
Super Batray 4"	K-131
Super DX3 (4")	K-129
Super DX3 (4" FG)	K-159
Super DX3 XL (4" FG)	K-166
Torrent	#07231



Master List for **Madcow** by Number

K-100	Momba
K-101	Little John (2.6")
K-106	Army Hawk MIM-23A
K-109	Jay Hawk AQM-37A
K-112	Mozzie
K-115	Honest John (2.6")
K-118	Batray 2.2"
K-119	Bomarc Rocket
K-126	DX3
K-129	Super DX3 (4")
K-131	Super Batray 4"
K-136	Phoenix Rocket
K-139	Lil' Goblin (2.6")
K-141	Cricket
K-144	Arcas HV
K-156	Black Brant II (2.6")
K-157	Little John Rocket (4") (FG)
K-159	Super DX3 (4" FG)
K-164	Lil' Goblin (2.6" FG)
K-166	Super DX3 XL (4" FG)
K-167	DX3 Massive (5.5" FG)
K-170	DX3 (2.6" FG)
K-175	(Fiberglass) Batray 3"
#07231	Torrent

Army Hawk MIM-23A (K-106)



MODEL NAME: **Army Hawk MIM-23A Rocket**

Also known as:

NUMBER: K-106

Introduced:

Final Year:

Designer:

Type: Scale

Motor Mount: 1x29mm

Recovery: Parachute

Stages: 1

Length: 36.25"

Diameter: 2.6"

Span:

Weight: 26oz

Mfg. Description: The HAWK is a medium range, surface-to-air guided missile that provides air defense coverage against low-to-medium-altitude aircraft. It is a mobile, all-weather day and night system. The missile is highly lethal, reliable, and effective against electronic countermeasures. Basic HAWK was developed in the 1950s and initially fielded in 1960. The system has been upgraded through a series of product improvements beginning with the Improved HAWK in 1970. The Phase III product improvement and the latest missile modification were first fielded in the early 1990s to the U.S. Army and U.S. Marine Corps (USMC). Two missile modifications have extended the missile's field life and added electronic counter-countermeasures to defeat special threats. Development was completed on HAWK mobility, the latest system improvement, and it was produced for the USMC and Sweden. The U.S. Army National Guard (ARNG) as well as 20 allied nations, including NATO and several countries in both Southwest Asia and Southeast Asia, were also equipped with the HAWK system. Prime contractor for this system is the Raytheon Company. The cost per missile is \$250,000; per fire unit, \$15 million; and per battery, \$30 million. (Madcow 2012 Web Ad)

Editorial Note:

Web Liveries



2012

1626



Arcas HV (K-144)



MODEL NAME: Arcas HV

Also known as: 2.6" Fiberglass Arcas HV

NUMBER: K-144

Introduced:

Final Year:

Designer:

Type: Scale

Motor Mount: 1x38mm

Recovery: Parachute

Stages: 1

Length: 52.5"

Diameter: 2.6"

Span:

Weight: 32 oz

Mfg. Description: In early 1957, the Stanford Research Institute presented a study that a small single-stage sounding rocket would be very useful to measure winds at an altitude of up to 45 km (150000 ft) after nuclear tests to determine the spreading of radioactive fallout. The Office of Naval Research (ONR) and the Air Force Cambridge Research Center (AFCRC) concluded that such a system had a general utility as a high-altitude weather probing tool, and awarded Atlantic Research Corporation (ARC) a contract to develop this sounding rocket in January 1958. ARC designed the Arcas rocket, the first of which was ready for flight tests in late 1958. By the end of 1960, more than 400 Arcas rockets had been launched.

ALL FIBERGLASS KIT

Pre-Slotted 2 Part Fiberglass Airframe

Dual Deploy Capable

Secant-Ogive Fiberglass Nose Cone

G10 Fins and Centering Rings

Cut Vinyl Decal

Nylon Shock Cord (Madcow 2012 Web Ad)

Editorial Note: It seems that at one time, this kit came with a 29mm mount instead of a 38mm

Catalog Liveries



Web Liveries



2012

Face Card(s)



Instruction Header



Also of interest: ARCAS Sounding Rocket Family



Batray 2.2" (K-118)

MODEL NAME: **Batray 2.2"** *Also known as:*

NUMBER: K-118

Introduced:

Final Year:

Designer:

Type: Sport

Motor Mount: 1x29mm

Recovery: Parachute

Stages: 1

Length: 26"

Diameter: 2.2"

Span:

Weight: 8 oz

Mfg. Description: *Features:*

Unique Bat Fins

Cut Vinyl Decal

Flameproof Chute Protector

Laser Cut Plywood Parts

Kevlar/Nylon Shock Cord

Heavy Duty Body Tube (Madow 2013 Web Ad)

Editorial Note:

Catalog Liveries

Web Liveries



2013

Face Card(s)



Instruction Header



Also of interest: Madcow Batray Family



(Fiberglass) Batray 3" (K-175)

MODEL NAME: **Fiberglass Batray 3"** *Also known as:*

NUMBER: K-175

Introduced:

Final Year:

Designer:

Type: Sport

Motor Mount: 1x38mm

Recovery: Parachute

Stages: 1

Length: 42.5"

Diameter: 3.1"

Span:

Weight: 49 oz

Mfg. Description: *Features:*

ALL FIBERGLASS KIT

High Power Rocket

Pre-Slotted Fiberglass Airframe

Filament Wound Fiberglass Nose Cone

G10 Fins and Centering Rings

Nylon Shock Cord (Madcow 2013 Web Ad)

Editorial Note:

Catalog Liveries

Web Liveries



2013

Face Card(s)



Instruction Header



Also of interest: Madcow Batray Family



Black Brant II (K-156)

MODEL NAME: **Black Brant II** *Also known as:*

NUMBER: K-156

Introduced:

Final Year:

Designer:

Type: Scale

Motor Mount: 1x38mm

Recovery: Parachute

Stages: 1

Length: 52.75"

Diameter: 2.6"

Span:

Weight: 33oz

Mfg. Description: Features:
ALL FIBERGLASS KIT
High Power Rocket
Pre-Slotted Fiberglass Airframe
Fiberglass Nose Cone
Fiberglass Tail Cone
G10 Fins and Centering Rings
Cut Vinyl Decal
Dual Deploy
Rail Buttons (Madcow 2012 Web Ad)

Editorial Note:

Web Liveries



2011

Face Card(s)

Instruction Header



Also of interest: Black Brant II Sounding Rocket Family



Bomarc Rocket (K-119)

MODEL NAME: **Bomarc Rocket**

Also known as:

NUMBER: K-119

Introduced:

Final Year:

Designer:

Type: Scale

Motor Mount: 1x29mm

Recovery: parachute

Stages: 1

Length: 45.25"

Diameter: 2.6"

Span:

Weight: 39 oz

Mfg. Description:

Catalog Liveries

Web Liveries



2008



2011

Face Card(s)



Also of interest: CIM-10 Bomarc Ordnance Family



Cricket (K-141)

MODEL NAME: **Cricket**

Also known as:

NUMBER: K-141

Introduced:

Final Year:

Designer:

Type: Sport, Upscale

Motor Mount: 1x38mm

Recovery: Parachute

Stages: 1

Length: 28.5"

Diameter: 4"

Span:

Weight: 30 oz

Mfg. Description: High Power Rocket
Heavy Duty Plastic Nose Cone
1/4" Plywood Laser Cut Fins and Rings
Delrin Rail Buttons
Pre-slotted Airframe
9/16" Tubular Nylon Shock Cord (Madcow 2011 Web Ad)

Editorial Note:

Catalog Liveries

Web Liveries



2011

Face Card(s)



Instruction Header



Also of interest: Estes 220 Swift Family



DX3 (K-126)

MODEL NAME: **DX3**

Also known as:

NUMBER: K-126

Introduced:

Final Year:

Designer:

Type: Sport

Motor Mount: 1x29mm

Recovery: Parachute

Stages: 1

Length: 44.5"

Diameter: 2.6"

Span:

Weight: 15 oz

Mfg. Description: *Features:*

Great First Midpower Rocket

Durable Plastic Nose Cone

Flameproof Chute Protector

Laser Cut Plywood Parts

Kevlar/Nylon Shock Cord

Heavy Duty Body Tube (Madcow 2013 Web Ad)

Editorial Note:

Catalog Liveries

Web Liveries



2013

Face Card(s)

Instruction Header



Also of interest: Madcow DX3 Family



DX3 (2.6" FG) (K-170)

MODEL NAME: **DX3 Fiberglass**

Also known as:

NUMBER: K-170

Introduced:

Final Year:

Designer:

Type: Sport

Motor Mount: 1x38mm

Recovery: Parachute

Stages: 1

Length: 43.75"

Diameter: 2.6"

Span:

Weight: 28oz

Mfg. Description: *Features:*

ALL FIBERGLASS KIT

High Power Rocket

Pre-Slotted Fiberglass Airframe

Fiberglass Nose Cone

G10 Fins and Centering Rings

Nylon Shock Cord (Madcow 2013 Web Ad)

Editorial Note:

Catalog Liveries

Web Liveries



2013

Face Card(s)

Instruction Header



Also of interest: Madcow DX3 Family



DX3 Massive (5.5" FG) (K-167)

MODEL NAME: **DX3 Massive (5.5" Fiberglass)**

Also known as:

NUMBER: K-167

Introduced:

Final Year:

Designer:

Type: Sport

Motor Mount: 1x98mm

Recovery: Parachute

Stages: 1

Length: 126"

Diameter: 5.5"

Span:

Weight: 29 lbs

Mfg. Description: *Features:*

ALL FIBERGLASS KIT

High Performance Rocket

VK Filament Wound Nose Cone

Metal Tip Nose Cone

Pre-Slotted Fiberglass Airframe

G10 Fins and Centering Rings

Dual Deploy w/14" Long A-Bay (Madcow 2013 Web Ad)

Editorial Note:

Catalog Liveries

Web Liveries



2013

Face Card(s)

Instruction Header



Also of interest: Madcow DX3 Family



Honest John Rocket (K-115)

MODEL NAME: **Honest John Rocket** *Also known as:*

NUMBER: K-115

Introduced: 2011

Final Year:

Designer:

Type: Scale

Motor Mount: 1x29mm

Recovery: Parachute

Stages: 1

Length: 38"

Diameter: 2.6" (3.4" at Nose)

Span:

Weight: 28oz

Mfg. Description: The HONEST JOHN M31 was a simple, free-flight rocket capable of delivering a nuclear warhead. This highly mobile system was designed to fire like conventional artillery in battlefield areas. The Basic (M31) HONEST JOHN system was first deployed in 1954. It was replaced by the Improved (M50) HONEST JOHN (left) in 1961 which reduced the system's weight, shortened its length, and increased its range. In July 1982, all HONEST JOHN rocket motors, launchers, and related ground equipment items were type classified obsolete. (Madcow 2011 Web Ad)

Web Liveries



2011

Face Card(s)



Also of interest: MGR-1 Honest John Ordnance Family



Jay Hawk AQM 37A (K-109)

MODEL NAME: Jay Hawk AQM 37A *Also known as:*

NUMBER: K-109

Introduced:

Final Year:

Designer:

Type: Scale

Motor Mount: 1x29mm

Recovery: Parachute

Stages: 1

Length: 30.75"

Diameter: 2.6"

Span:

Weight: 19 oz.

Mfg. Description: In the 1959, the US Navy and US Air Force issued a joint request for a new high-speed expendable target. Beechcraft won the competition, and the result was a small delta-winged drone with wingtip fins and a liquid rocket motor, originally designated XKD2B-1 but now known as the AQM-37. The type first flew in May 1961, entered service with the US Navy in 1963, and remains in service.

The original version was the AQM-37A or Beech Model 1019. The AQM-37A was followed by a confusing list of subvariants, some of which were new production, others which were modifications of existing AQM-37s. These variants were intended to simulate different classes of threats, such as sea-skimming antiship missiles or high-altitude naval attack missiles, or provide better performance. One high-performance variant with improved thermal protection attained a speed of Mach 4.7 and an altitude of over 112,000 feet (34 kilometers) on a ballistic trajectory. The final US Navy variant was designated AQM-37C.

More than 5,000 AQM-37 targets of all variants have been delivered since the early 1960s. The AQM-37C/D is still in limited production for the U.S. Navy. (Madcow 2011 Web Ad)

Catalog Liveries

Web Liveries



2007



2011

Face Card(s)



Also of interest: AQM-37 Jayhawk Ordnance Family



(2.6") Lil' Goblin (K-139)

MODEL NAME: **2.6" Lil' Goblin**

Also known as:

NUMBER: K-139

Introduced:

Final Year:

Designer:

Type: Downscale, Sport

Motor Mount: 1x29mm

Recovery: Parachute

Stages: 1

Length: 18.5"

Diameter: 2.6"

Span:

Weight: 11oz

Mfg. Description: Great First Midpower Rocket

Durable Plastic Nose Cone

Flameproof Chute Protector

Laser Cut Plywood Parts

Kevlar/Nylon Shock Cord

Heavy Duty Body Tube (Madcow 2013 Web Ad)

Editorial Note:

Catalog Liveries

Web Liveries



2013

Face Card(s)



Instruction Header



Also of interest: Polecat Goblin Family



(2.6" FG) Lil' Goblin (K-164)

MODEL NAME: **2.6" Fiberglass Lil' Goblin**

Also known as:

NUMBER: K-164

Introduced:

Final Year:

Designer:

Type: Downscale, Sport

Motor Mount: 1x29mm or 1x38mm

Recovery: Parachute

Stages: 1

Length: 19.25"

Diameter: 2.6"

Span:

Weight: 22oz

Mfg. Description: ALL FIBERGLASS KIT

High Power Rocket

Pre-Slotted Fiberglass Airframe

Fiberglass Nose Cone

G10 Fins and Centering Rings

Nylon Shock Cord(Madcow 2013 Web Ad)

Editorial Note:

Catalog Liveries

Web Liveries



2013

Face Card(s)



Instruction Header



Also of interest: Polecat Goblin Family



(2.6") Little John (K-101)

MODEL NAME: **2.6" Little John**

Also known as:

NUMBER: K-101

Introduced:

Final Year:

Designer:

Type: Scale

Motor Mount: 1x29mm

Recovery: Parachute

Stages: 1

Length: 31.25"

Diameter: 2.6"

Span:

Weight: 11 oz



Mfg. Description: The LITTLEJOHN was a free flight artillery rocket designed to deliver the explosive power of heavy artillery. It could carry either nuclear or conventional warheads. Designed primarily for use in airborne assault operations, the highly mobile LITTLEJOHN rocket system complemented the heavier, self-propelled HONEST JOHN systems. The LITTLEJOHN reached the field in November 1961 and remained in the Army inventory until August 1969. (Madcow 2008 Web Ad)

Editorial Note:

Catalog Liveries

Web Liveries

Face Card(s)

Instruction Header

Also of interest: MGR-3 Little John Ordnance Family

(4") Little John (K-142)



MODEL NAME: **4" Little John** *Also known as:*

NUMBER: K-142

Introduced:

Final Year:

Designer:

Type: Scale

Motor Mount: 1x38mm or 1x54mm

Recovery: Parachute

Stages: 1

Length: 47.5"

Diameter: 4"

Span:

Weight: 39 oz



Mfg. Description: NEW 16.5" Ogive Plastic Nose Cone
1/4" Ply Laser Cut Fins and Rings
Delrin Rail Buttons
Cut Vinyl Decal
Pre-slotted Airframe
9/16" Tubular Nylon Shock Cord (Madcow 2008 Web Ad)

Editorial Note:

Catalog Liveries

Web Liveries



2011

(4") Little John Rocket (FG) (K-157)



MODEL NAME: **Little John Rocket** (Fiberglass) *Also known as:*

NUMBER: K-157

Introduced:

Final Year:

Designer:

Type: Scale

Motor Mount: 1x54mm

Recovery: Parachute

Stages: 1

Length: 47"

Diameter: 4"

Span:

Weight: 4 lbs

Mfg. Description: ALL FIBERGLASS KIT
High Power Rocket
Pre-Slotted Fiberglass Airframe
Fiberglass Nose Cone
G10 Fins and Centering Rings
Cut Vinyl Decal
Rail Buttons (Madcow 2012 Web Ad)

Editorial Note:

Catalog Liveries

Web Liveries



2012

Momba (K-100)



MODEL NAME: **Momba**

Also known as:

NUMBER: K-100

Introduced:

Final Year:

Designer:

Type: Sport

Motor Mount: 1x29mm

Recovery: Parachute

Stages: 1

Length: 23.75"

Diameter: 2.6"

Span:

Weight: 16oz

Mfg. Description: *Features:*

Durable Plastic Nose Cone

Flameproof Chute Protector

Laser Cut Plywood Parts

Kevlar/Nylon Shock Cord

Heavy Duty Body Tube (Madcaow 2013 Web Ad)

Editorial Note:

Catalog Liveries

Web Liveries



2013



Face Card(s)



Instruction Header



Also of interest:

Mozzie (K-112)



MODEL NAME: **Mozzie**

Also known as:

NUMBER: K-112

Introduced:

Final Year:

Designer:

Type: Sport, Upscale

Motor Mount: 1x29mm

Recovery: Parachute

Stages: 1

Length: 19.5"

Diameter: 2.6"

Span:

Weight: 10oz

Mfg. Description:

Editorial Note:

Catalog Liveries

Web Liveries



2008



2012

Face Card(s)



Instruction Header



Also of interest: Estes Mosquito Family

Phoenix Rocket (K-136)



MODEL NAME: **Phoenix Rocket**

Also known as:

NUMBER: K-136

Introduced:

Final Year:

Designer:

Type: Scale

Motor Mount: 1x38mm

Recovery: Parachute

Stages: 1

Length: 40.5"

Diameter: 4.0"

Span:

Weight: 60 oz

Mfg. Description:

Editorial Note:

Catalog Liveries

Web Liveries



2012

[illegible]

1665

Super Batray 4" (K-131)



MODEL NAME: **Super Batray 4"**

Also known as:

NUMBER: K-131

Introduced:

Final Year:

Designer:

Type: Sport

Motor Mount: 1x38mm

Recovery: Parachute

Stages: 1

Length: 54.5"

Diameter: 4"

Span:

Weight: 39 oz

Mfg. Description: *Features:*

High Power Rocket

Heavy Duty Plastic Nose Cone

1/4" Plywood Laser Cut Fins and Rings

Delrin Rail Buttons

Cut Vinyl Decal

Pre-slotted Airframe

9/16" Tubular Nylon Shock Cord (Madcow 2013 Web Ad)

Editorial Note:

Catalog Liveries

Web Liveries



2013

1666



Face Card(s)



Instruction Header



Also of interest: Madcow Batray Family

Super DX3 (4'') (K-129)



MODEL NAME: **Super DX3 (4'')**

Also known as:

NUMBER: K-129

Introduced:

Final Year:

Designer:

Type: Sport

Motor Mount: 1x38mm

Recovery: Parachute

Stages: 1

Length: 66.5"

Diameter: 4"

Span:

Weight: 44 oz

Mfg. Description: *Features:*

High Power Rocket

16.5" Ogive Plastic Nose Cone

1/4" Plywood Laser Cut Fins and Rings

Delrin Rail Buttons

Dual Deployment Capable

Pre-slotted Airframe

9/16" Tubular Nylon Shock Cord (Madcow 2013 Web Ad)

Editorial Note:

Catalog Liveries

Web Liveries



2013

1 6 6 8



Face Card(s)

Instruction Header



Also of interest: Madcow DX3 Family

Super DX3 (4" FG) (K-159)



MODEL NAME: Super DX3 (4" Fiberglass)

Also known as:

NUMBER: K-159

Introduced:

Final Year:

Designer:

Type: Sport

Motor Mount: 1x54mm or 1x75mm

Recovery: Parachute

Stages: 1

Length: 66.5"

Diameter: 4"

Span:

Weight: 6 lbs

Mfg. Description: Features:

ALL FIBERGLASS KIT

High Power Rocket

Pre-Slotted Fiberglass Airframe

Fiberglass Nose Cone

G10 Fins and Centering Rings

Rail Buttons

Altimeter Bay Upgrade includes extra bulkplates and hardware (Madcow 2013 Web Ad)

Editorial Note:

Catalog Liveries

Web Liveries



2013

Super DX3 XL (4" FG) (K-166)



MODEL NAME: Super DX3 XL (4" Fiberglass)

Also known as:

NUMBER: K-166

Introduced:

Final Year:

Designer:

Type: Sport

Motor Mount: 1x75mm

Recovery: Parachute

Stages: 1

Length: 94"

Diameter: 4"

Span:

Weight: 14 lbs

Mfg. Description: Features:

ALL FIBERGLASS KIT

High Performance Rocket

6:1 Filament Wound Nose Cone

Metal Tip Nose Cone

Pre-Slotted Fiberglass Airframe

G10 Fins and Centering Rings

Dual Deploy w/12" Long A-Bay

Rail Buttons

All hardware including Forged Eyebolts (Madcow 2013 Web Ad)

Editorial Note:

Catalog Liveries

Web Liveries



2013

1672



Face Card(s)

Instruction Header



Also of interest: Madcow DX3 Family

Torrent (#07231)



MODEL NAME: **Torrent**

Also known as:

NUMBER: #07231

Introduced:

Final Year:

Designer:

Type: Sport

Motor Mount: 1x38mm

Recovery: Parachute

Stages: 1

Length: 57.00" (144.78 cm)

Diameter: 4.00" (10.16 cm)

Span:

Weight: 63.60 oz (1803.03 g)

Mfg. Description: The MadCow Torrent is a versatile high-power rocket. It is simple and robust enough to use on a L-1 certification attempt, but can also be set up for dual-deployment. Because of that, the Torrent is one of the most popular kits that people use for getting into high-power rocketry.

The nice thing that you'll like about this rocket is that it uses traditional rocketry components that you are already very familiar with, like: heavy walled paper tubes, plywood fins, plastic nose cones. So it isn't going to be a leap in technology to go from a small rocket to high power when you get this vehicle.

For people that are going for a Level-1 certification, we recommend just removing the smaller parachute from the rocket, and flying it using motor ejection only. That basically makes this a rocket like you are used to when flying Estes-style model rockets. Simple is good!

When you are ready for something a little more complicated, the kit comes with an ebay as a standard feature. Just load in your favorite dual-deployment electronics, and this rocket is ready to reward you with a really outstanding flight. (Apogee 2013 Web Ad)

Editorial Note: The Torrent is manufactured by Madcow but sold exclusively through Apogee Components. It ships with instructions for the Madcow Super DX-3.

Catalog Liveries



Web Liveries



2012

Face Card(s)

Instruction Header



Also of interest:



McCoy's Micro Wonder Works (MMWW)



Master List for MMWW by Name

AIM-120A AMRAAM (Navy Ver.)	#285
(Estes) Airborne Surveillance Missile	#372
(Estes) Alien Space Probe	#291
(Estes) Big Bertha	#297
(Estes) Black Hole Space Probe	#346
(Estes) Blue Bird Zero	#305
(Estes) Cherokee D	#230
(Estes) Courier	#350
(Wildman) DarkStar	
(Estes) Deep Space Transport	#246
(Edmonds) Micro Maxx Deltie Boost Glider	#230
(Estes) Dragon Ship 7	#374
(Estes) EAC Viper	#375
(Edmonds) Ecee Rocket Glider	#300
(Centuri) ESS Raven	#273
(Estes) Explorer Aquarius	#243
(Estes) Falcon	#313
(Estes) Goblin	#233
(Estes) Guardian	#369
(Estes) Gyroc Tri-Fin	#284
(Estes) Hercules	#239
(Estes) Interceptor	#267
(Edmonds) Ivey Boost Glider	#227
(Centuri) Javelin	#352
(Centuri) Laser X	#248
(Estes) Mars Snooper	#235
Micro AGM-12B Bullpup A	#276
Micro-Maxx Asp Sounding Rocket	#305
(Estes) Midget	#362
(Estes) NASA Pegasus	#353
(Estes) National Aerospace Plane	#304
(Estes) Nova Payloader	#236
(Estes) Optima	#385
(Centuri) Orion	#348
(Estes) Patrol Cruiser Excalibur	#373
(Centuri) Payloader II	#354
(Estes) Rainmaker	#355
(Estes) Ram Jet	#250
(Estes) Ranger	#226
(Estes) Scout	#330
(Estes) Sentinel	#358
(Estes) SkyDart	#240
(Estes) Sprint	#297
(Estes) Star Blazer	#306



(Estes) Starship Vega	#268
(DynaStar) Snarky	#380
(Centuri) Taurus	#317
(Estes) The Bat	#344
(Estes) Thor Agena-B	#360
(Centuri) The Point	#232
(Estes) Tornado	#338
(Estes) Trident	#321
(Centuri) Vulcan	#296
(Estes) X-Ray	#237
(Estes) Yellow Jacket	#326



Master List for MMWW by Number

#226	(Estes) Ranger
#227	(Edmonds) Ivey Boost Glider
#230	(Estes) Cherokee D
#230	(Edmonds) Micro Maxx Deltie Boost Glider
#232	(Centuri) The Point
#233	(Estes) Goblin
#235	(Estes) Mars Snooper
#236	(Estes) Nova Payloader
#237	(Estes) X-Ray
#239	(Estes) Hercules
#240	(Estes) SkyDart
#243	(Estes) Explorer Aquarius
#246	(Estes) Deep Space Transport
#248	(Centuri) Laser-X
#250	(Estes) Ram Jet
#267	(Estes) Interceptor
#268	(Estes) Starship Vega
#273	(Centuri) ESS Raven
#276	Micro AGM-13B Bullpup A
#284	(Estes) Gyroc Tri-Fin
#285	AIM-120A AMRAAM (Navy Ver.)
#291	(Estes) Alien Space Probe
#297	(Estes) Big Bertha
#297	(Estes) Sprint
#300	(Edmonds) Ecee Rocket Glider
#304	(Estes) National Aerospace Plane
#305	(Estes) Blue Bird Zero
#305	Micro-Maxx Asp Sounding Rocket
#306	(Estes) Star Blazer
#313	(Estes) Falcon
#317	(Centuri) Taurus
#321	(Estes) Trident
#326	(Estes) Yellow Jacket
#330	(Estes) Scout
#338	(Estes) Tornado
#344	(Estes) The Bat
#346	(Estes) Black Hole Space Probe
#348	(Centuri) Orion
#350	(Estes) Courier
#352	(Centuri) Javelin
#353	(Estes) NASA Pegasus
#354	(Centuri) Payloader II
#355	(Estes) Rainmaker
#350	(Estes) Sentinel



#360	(Estes) Thor Agena-B
#362	(Estes) Midget
#369	(Estes) Guardian
#372	(Estes) Airborn Surveillance Missile
#373	(Estes) Patrol Cruiser Excalibur
#374	(Estes) Dragon Ship 7
#375	(Estes) EAC Viper
#380	(DynaStar) Snarky
#385	(Estes) Optima



Master List for MMWW by Prototype MFG

Centuri	ESS Raven	#273
Centuri	Javelin	#352
Centuri	Laser X	#248
Centuri	Orion	#348
Centuri	Payloader II	#354
Centuri	(The) Point	#232
Centuri	Taurus	#317
Centuri	Vulcan	#296
DynaStar	Snarky	#380
Edmonds	Micro Maxx Deltie Boost Glider	#230
Edmonds	Ecee Rocket Glider	#300
Edmonds	Ivee Boost Glider	#227
Estes	Airborne Surveillance Missile	#372
Estes	Alien Space Probe	#291
Estes	Big Bertha	#297
Estes	Black Hole Space Probe	#346
Estes	Blue Bird Zero	#305
Estes	Cherokee D	#230
Estes	Courier	#350
Estes	Deep Space Transport	#246
Estes	Dragon Ship 7	#374
Estes	EAC Viper	#375
Estes	Explorer Aquarius	#243
Estes	Falcon	#313
Estes	Goblin	#233
Estes	Guardian	#369
Estes	Gyroc Tri-Fin	#284
Estes	Hercules	#239
Estes	Interceptor	#267
Estes	Mars Snooper	#235
Estes	Midget	#362
Estes	NASA Pegasus	#353
Estes	National Aerospace Plane	#304
Estes	Nova Payloader	#236
Estes	Optima	#385
Estes	Patrol Cruiser Excalibur	#373
Estes	Rainmaker	#355
Estes	Ram Jet	#250
Estes	Ranger	#226
Estes	Scout	#330
Estes	Sentinel	#358



Estes	SkyDart	#240
Estes	Sprint	#297
Estes	Star Blazer	#306
Estes	Starship Vega	#268
Estes	The Bat	#344
Estes	Thor Agena-B	#360
Estes	Tornado	#338
Estes	Trident	#321
Estes	X-Ray	#237
Estes	Yellow Jacket	#326
Wildman	DarkStar	



AIM-120A AMRAAM (Navy Ver.) (#285)

MODEL NAME: AIM-120A AMRAAM (Navy Ver.)

Also known as:

NUMBER: #285

Introduced: 2002

Final Year:

Designer: John McCoy

Type: Scale

Motor Mount: 6mm

Recovery: Streamer

Stages: 1

Length: 7.7344"


Diameter: 0.375"

Span:

Weight:

Mfg. Description:

Web Liveries



Face Card(s)



Also of interest: AIM 120 AMRAAM Ordnance Family

(Estes) Airborn Surveillance Missile (#372)



MODEL NAME: MM Airborne Surveillance Missile

Also known as:

NUMBER: #372

Introduced: 2010

Final Year:

Designer: John McCoy

Type: Pseudo Scale, Downscale

Motor Mount: 1x6mm

Recovery: Streamer

Stages: 1

Length: 6.1875"

Diameter: 0.544"

Span:

Weight:


Mfg. Description: 1.79 Downscale (Plan)

Web Liveries



Plan

Face Card(s)



Also of interest: Estes Airborn Surveillance Missile

1684



(Estes) Alien Space Probe (#291)

MODEL NAME: Alien Space Probe

Also known as:

NUMBER: #291

Introduced: 2002

Final Year:

Designer: John McCoy

Type: Exotic, Downscale

Motor Mount: 1x6mm or 1x10.5mm

Recovery: Break Apart

Stages: 1

Length:

Diameter:

Span:

Weight:

Mfg. Description: DESC

Web Liveries



Face Card(s)



Also of interest: Estes Alien Space Probe

(Estes) Big Bertha (#297)



MODEL NAME: Micro Big Bertha *Also known as:*

NUMBER: #297

Introduced: 2003

Final Year:

Designer: Vern Estes, John McCoy

Type: Sport, Downscale

Motor Mount: 1x10.5mm

Recovery: Streamer

Stages: 1

Length:

Diameter: 09.4475"

Span:

Weight:

Mfg. Description:

Web Liveries



Plan

Face Card(s)



Also of interest: Estes Big Bertha

1686



(Estes) Black Hole Space Probe (#346)

MODEL NAME: **Micro T3 Black Hole Space Probe**

Also known as:

NUMBER: #346

Introduced: 2008

Final Year:

Designer: Wayne Kellner, John McCoy

Type: Exotic, Downscale

Motor Mount: 1x6mm

Recovery: Streamer

Stages: 1

Length:

Diameter:

Span:

Weight:

Mfg. Description:

Web Liveries



Plan

Face Card(s)



Also of interest: Estes Black Hole Space Probe

(Estes) Blue Bird Zero (#305)



MODEL NAME: Micro Blue Bird Zero *Also known as:*

NUMBER: #305

Introduced: 2005

Final Year:

Designer: Mike Dorffler, John McCoy

Type: Sport, Downscale

Motor Mount: 1x6mm

Recovery: Streamer

Stages: 1

Length: 11.61"

Diameter: 0.375"

Span:

Weight:

Mfg. Description: 3.533 Downscale (Plan)

Web Liveries



Plan

Face Card(s)



Also of interest: Estes Blue Bird Zero

1688



(Estes) Cherokee D (#230)

MODEL NAME: Micro-Maxx Cherokee

Also known as:

NUMBER: #230

Introduced: 2000

Final Year:

Designer: Gene Street, John McCoy

Type: Sport, Downscale

Motor Mount: 1x6mm or 1x10.5mm

Recovery: Streamer

Stages: 1

Length: 7.47"

Diameter: 0.4475"

Span:

Weight:

Mfg. Description: Classic Down Scale (Plan)

Catalog Liveries

Web Liveries

Face Card(s)



Also of interest: Estes Cherokee D Family

(Estes) MM Courier (#350)



MODEL NAME: **MM Courier** *Also known as:*

NUMBER: #350

Introduced: 2008

Final Year:

Designer: John McCoy

Type: Sport, Downscale

Motor Mount: 1x6mm

Recovery: Streamer

Stages: 1

Length: 4.75"

Diameter: 0.281"

Span:

Weight:

Mfg. Description: 2.6 Downscale (Plan)

Web Liveries



Plan

Face Card(s)



Also of interest: Estes Courier Family

1690



(Wildman) DarkStar

MODEL NAME: MM T3 DarkStar

Also known as:

NUMBER:

Introduced: 2010

Final Year:

Designer: Don Ball, John McCoy

Type: Sport, Downscale

Motor Mount: 1x6mm

Recovery: Streamer

Stages: 1

Length: 10.625"

Diameter: 0.375"

Span:

Weight:

Mfg. Description:

Web Liveries



Face Card(s)



Also of interest: Wildman DarkStar Family

(Estes) Deep Space Transport (#246)



MODEL NAME: **Deep Space Transport**

Also known as:

NUMBER:#246

Introduced: 2001

Final Year:

Designer: John McCoy

Type: Exotic, Downscale

Motor Mount: 1x10.5mm or 1x6mm

Recovery: Streamer

Stages: 1

Length:

Diameter:

Span:

Weight:

Mfg. Description:

Web Liveries



Plan

Face Card(s)



Also of interest: Estes Deep Space Transport Family

1 6 9 2



(Edmonds) Deltie Boost Glider (#230)

MODEL NAME: **Micro Maxx Deltie Boost Glider**

Also known as:

NUMBER: #230

Introduced: 1999

Final Year:

Designer: Robert Edmonds, John McCoy

Type: Boost Glider, Downscale

Motor Mount: 1x6mm

Recovery: Glide

Stages: 1

Length:

Diameter:

Span:

Weight:

Mfg. Description:

Catalog Liveries

Web Liveries

Face Card(s)



Also of interest: Edmonds Deltie Family

(Estes) Dragon Ship-7 (#374)



MODEL NAME: **Dragon Ship-7**

Also known as:

NUMBER: #374

Introduced: 2011

Final Year:

Designer: Keith Niskern, John McCoy

Type: Exotic, Downscale, Retro

Motor Mount: 1x6mm

Recovery: Streamer

Stages: 1

Length:

Diameter: 0.544"

Span:

Weight:

Mfg. Description: 3X Downscale (Plan)

Web Liveries



Plan

Face Card(s)



Also of interest: Estes Dragon Ship 7 Family



(Estes) EAC Viper (#375)

MODEL NAME: **T3 EAC Viper**

Also known as:

NUMBER: #375

Introduced: 2011

Final Year:

Designer: John McCoy

Type: Sport, Downscale

Motor Mount: 1x6mm

Recovery: Streamer

Stages: 1

Length: 5.344"

Diameter: 0.375"

Span:

Weight:


Mfg. Description: 2.6x Downscale (Plan)

Web Liveries



Plan

Face Card(s)



Also of interest: Estes EAC Viper Family

(Edmonds) Eecee (#300)



MODEL NAME: **Micro Ecee Rocket Glider**

Also known as:

NUMBER: #300

Introduced: 2004

Final Year:

Designer: Robert Edmonds, John McCoy

Type: Rocket Glider, Downscale

Motor Mount: 1x6mm

Recovery: Glide

Stages: 1

Length:

Diameter:

Span:

Weight:

Mfg. Description: 2.6 Downscale (Plan)

Web Liveries



Plan

Face Card(s)



Also of interest: Edmonds Ecee Family

1696



Also known as:

Mfg. Description:

Plan

Face Card(s)



(Estes) Explorer Aquarius (#243)



MODEL NAME: **Micro Explorer Aquarius**

Also known as:

NUMBER: #243

Introduced: 2000

Final Year:

Designer: John McCoy

Type: Exotic, Downscale

Motor Mount: 1x10.5mm or 1x6mm

Recovery: Streamer

Stages: 1

Length:

Diameter:

Span:

Weight:

Mfg. Description: 1:337735 Downscale (Plan)

Web Liveries



Plan

Face Card(s)



Also of interest: Estes Explorer Aquarius Family

1698



(Estes) Falcon (#313)

MODEL NAME: **Micro Falcon BG**

Also known as:

NUMBER: #313

Introduced: 2008

Final Year:

Designer: Larry Renger, John McCoy

Type: Rocket Glider, Downscale

Motor Mount: 1x6mm

Recovery: Glide

Stages:

Length:

Diameter:

Span:

Weight:

Mfg. Description:

Web Liveries



Plan

Face Card(s)



Also of interest: Estes Falcon Family

(Estes) Goblin (#233)



MODEL NAME: **Micro Maxx Goblin** *Also known as:*

NUMBER: #233

Introduced: 2000

Final Year:

Designer: Wayne Kellner, John McCoy

Type: Sport, Downscale

Motor Mount: 1x6mm

Recovery: Streamer

Stages: 1

Length:

Diameter:

Span:

Weight:

Mfg. Description: 1:33774 Downscale (Plan)

Web Liveries



Plan

Face Card(s)



Also of interest: Estes Goblin Family

1700



MM Guardian Missile (#369)

MODEL NAME: **MM Guardian Missile**

Also known as:

NUMBER: #369

Introduced: 2010

Final Year:

Designer: John McCoy

Type: Sport, Downscale

Motor Mount: 1x6mm

Recovery: Streamer

Stages: 1

Length: 5.5625"

Diameter: 0.375"

Span:

Weight:

Mfg. Description: T3-T2+ 3.5x Downscale (Plan)

Web Liveries



Plan

Face Card(s)



Gyroc Tri-Fin (#284)



MODEL NAME: **Gyroc Tri-Fin** *Also known as:*

NUMBER: #284

Introduced: 2002

Final Year:

Designer: John McCoy

Type: Sport, Downscale

Motor Mount: 1x6mm or 1x10.5mm

Recovery: Helicopter

Stages: 1

Length:

Diameter:

Span:

Weight:


Mfg. Description: DESC

Web Liveries



Plan

Face Card(s)





(Estes) Hercules (#239)

MODEL NAME: **Micro-Maxx Hercules 2-Stage**

Also known as:

NUMBER: #239

Introduced: 2000

Final Year:

Designer: John McCoy

Type: Sport, 2 Stage, Downscale

Motor Mount: 1x6mm/1x6mm

Recovery: Tumble/Streamer

Stages: 2

Length: 6.9"

Diameter: 0.281"

Span:

Weight:

Mfg. Description:

Web Liveries



Plan

Face Card(s)



Also of interest: Estes Hercules Family

(Estes) Interceptor (#267)



MODEL NAME: **Micro-Maxx Interceptor**

Also known as:

NUMBER: #267

Introduced: 2001

Final Year:

Designer: Wayne Kellner, John McCoy

Type: Exotic, Downscale

Motor Mount: 1x6mm

Recovery: Streamer

Stages: 1

Length:

Diameter:

Span:

Weight:

Mfg. Description:

Web Liveries



plan

Face Card(s)



Also of interest: Estes Interceptor Family



(Edmonds) Ivey Boost Glider (#227)

MODEL NAME: **Ivey Boost Glider**

Also known as:

NUMBER: #227

Introduced: 2000

Final Year:

Designer: Robert Edmonds, John McCoy

Type: Boost Glider, Downscale

Motor Mount: 1x6mm

Recovery: Streamer/Glide

Stages: 1

Length:

Diameter:

Span:

Weight:

Mfg. Description:

Catalog Liveries

Web Liveries



Face Card(s)

Also of interest: Edmonds Ivey Family

(Centuri) Javelin (#352)



MODEL NAME: **MM Javelin Kc-31**

Also known as:

NUMBER: #352

Introduced: 2008

Final Year:

Designer: John McCoy

Type: Sport

Motor Mount: 1x6mm

Recovery: Streamer

Stages: 1

Length: 5.75"

Diameter: 0.375"

Span:

Weight:

Mfg. Description:

Web Liveries



Plan

Face Card(s)



Also of interest: Centuri Javelin Family



(Centuri) Laser-X (#248)

MODEL NAME: **Micro-Maxx Laser-X**

Also known as:

NUMBER: #248

Introduced: 2000

Final Year:

Designer: John McCoy

Type: Exotic

Motor Mount: 1x6mm

Recovery: Streamer

Stages: 1

Length: 8.622"

Diameter: 0,544"

Span:

Weight:

Mfg. Description:

Web Liveries



Plan

Face Card(s)



Also of interest: Centuri Laser-X Family

(Estes) Mars Snooper (#235)



MODEL NAME: **Micro_Maxx Mars Snooper** *Also known as:*

NUMBER: #235

Introduced: 2000

Final Year:

Designer: Gene Street, John McCoy

Type: Exotic, Downscale

Motor Mount: 1x6mm or 1x10.5mm

Recovery: Streamer

Stages: 1

Length: 8.635"

Diameter: 0.4475"

Span:


Weight:

Mfg. Description: DESC

Catalog Liveries

Web Liveries

Face Card(s)



Also of interest: Estes Mars Snooper Family



Micro AGM-12B Bullpup A (#276)

MODEL NAME: Microm AGM-12B Bullpup A

Also known as:

NUMBER: #276

Introduced: 2003

Final Year:

Designer: John McCoy

Type: Scale

Motor Mount: 1x6mm

Recovery: Streamer

Stages: 1

Length:

Diameter: 0.448"

Span:

Weight:

Mfg. Description: DESC

Catalog Liveries

Web Liveries

Face Card(s)



Also of interest:

Micro-Maxx ASP Sounding Rocket (#305)



MODEL NAME: **Micro-Maxx ASP Sounding Rocket**

Also known as:

NUMBER: #305

Introduced: 2003

Final Year:

Designer: John McCoy

Type: Scale

Motor Mount: 1x6mm

Recovery: Streamer

Stages: 1

Length:

Diameter:

Span:

Weight:

Mfg. Description:

Web Liveries



Plan Image

Face Card(s)



Also of interest: ASP Sounding Rocket Family

1710



(Estes) Midget (#362)

MODEL NAME: **Micro T4/T3 Midget 2 Stage**

Also known as:

NUMBER: #362

Introduced: 2009

Final Year:

Designer: Bill Simon, John McCoy

Type: Sport, 2 Stage, Downscale

Motor Mount: 1x6mm/1x6mm

Recovery: Tumble/Streamer

Stages: 2

Length:

Diameter:

Span:

Weight:

Mfg. Description:

Web Liveries



Plan Image

Face Card(s)



Also of interest: Estes Midget Family

(Estes) NASA Pegasus (#353)



MODEL NAME: **MM T3 NASA Pegasus**

Also known as:

NUMBER: #353

Introduced: 2008

Final Year:

Designer: John McCoy

Type: Exotic, Downscale, Cluster

Motor Mount: 3x6mm

Recovery: Streamer or Parachute

Stages: 1

Length:

Diameter:

Span:

Weight:

Mfg. Description:

Catalog Liveries

Web Liveries



Face Card(s)

Also of interest: Estes NASA Pegasus Family



(Estes) National Aerospace Plane (#304)

MODEL NAME: **Micro National AeroSpace Plane**

Also known as:

NUMBER: #304

Introduced: 2005

Final Year:

Designer: John McCoy

Type: Exotic, Downscale

Motor Mount: 1x6mm

Recovery: Streamer

Stages:

Length:

Diameter:

Span:

Weight:

Mfg. Description:

Catalog Liveries



Plan

Face Card(s)



Also of interest: Estes National Aerospace Plane

(Estes) Nova Payloader (#236)



MODEL NAME: **Nova Payloader**

Also known as:

NUMBER: #236

Introduced: 2000

Final Year:

Designer: John McCoy

Type: Payload, Downscale

Motor Mount: 1x 6mm

Recovery: Streamer

Stages: 1

Length: 6.1"

Diameter: 0.28"

Span:

Weight:

Mfg. Description:

Web Liveries



Plan

Face Card(s)



Also of interest: Estes Nova Payloader Family

1 7 1 4



(Estes) Optima (#385)

MODEL NAME: **T-3 Optima** *Also known as:*

NUMBER: #385

Introduced: 2012

Final Year:

Designer: Mike Dorffler, John McCoy

Type: Sport, Downscale

Motor Mount: 1x6mm

Recovery: Streamer

Stages: 1

Length: 6.8125"

Diameter: 0.375"

Span:

Weight:

Mfg. Description:

Web Liveries



Plan

Face Card(s)



Also of interest: Estes Optima Family

(Estes) Patrol Cruiser Excalibur (#373)



MODEL NAME: MM Patrol Cruiser Excalibur

Also known as:

NUMBER: #373

Introduced: 2011

Final Year:

Designer: Keith Niskern, John McCoy

Type: Exotic, Retro, Downscale

Motor Mount: 1x6mm

Recovery: Streamer

Stages: 1

Length: 7.032"

Diameter: 0.544"

Span:

Weight:

Mfg. Description:

Web Liveries



Plan

Face Card(s)



Also of interest: Estes Patrol Cruiser Excalibur Family

1716



(Centuri) Orion (#348)

MODEL NAME: **Orion** *Also known as:*

NUMBER: #348

Introduced: 2008

Final Year:

Designer: John McCoy

Type: Sport, Exotic, Downscale

Motor Mount: 1x6mm

Recovery: Streamer

Stages: 1

Length: 6.104"

Diameter: 0.544"

Span:

Weight:

Mfg. Description: Kc-8 Orion T-5 Downscale (plan)

Web Liveries



plan

Face Card(s)



Also of interest: Centuri Orion Family

(Centuri) Payloader II (#354)



MODEL NAME: MM T3 Payloader II *Also known as:*

NUMBER: #354

Introduced: 2008

Final Year:

Designer: John McCoy

Type: Payload/Downscale

Motor Mount: 1x6mm

Recovery: Streamer

Stages: 1

Length: 6.53"

Diameter: 0.375"

Span:

Weight:

Mfg. Description: T-3 Payloader II - 2.77 Downscale (Plan)

Catalog Liveries

Web Liveries

Face Card(s)



Also of interest: Centuri Payloader II Family



(Estes) Rainmaker (#355)

MODEL NAME: **Micro Rain Maker**

Also known as:

NUMBER: #355

Introduced: 2008

Final Year:

Designer: John McCoy

Type: Sport, Downscale

Motor Mount: 1x6mm

Recovery: Streamer

Stages: 1

Length: 10.625"

Diameter: 0.544:

Span:

Weight:

Mfg. Description:

Web Liveries



Plan

Face Card(s)



Also of interest: Estes Rainmaker Family

(Estes) Ram Jet (#250)



MODEL NAME: **Micro-Maxx Ram-Jet**

Also known as:

NUMBER: #250

Introduced: 2000

Final Year:

Designer: John McCoy

Type: Pseudo Scale, Downscale

Motor Mount: 1x6mm

Recovery: Streamer

Stages: 1

Length:

Diameter:

Span:

Weight:

Mfg. Description:

Web Liveries



Plan

Face Card(s)



Also of interest: Estes Ram Jet Family

1720



(Estes) Ranger (#226)

MODEL NAME: **MMX Ranger**

Also known as:

NUMBER: #226

Introduced: 2003

Final Year:

Designer: Vern Estes, John McCoy

Type: Sport, Cluster, Downscale

Motor Mount: 3x6mm or 4x6mm

Recovery: Streamer

Stages: 1

Length:

Diameter: 0.736"

Span:

Weight:


Mfg. Description: 3 or 4 Motor Cluster (Plan)

Web Liveries



Plan

Face Card(s)



Also of interest: Estes Ranger Family

(Estes) Scout (#330)



MODEL NAME: **Micro Scout-I** *Also known as:*

NUMBER: #330

Introduced: 2007

Final Year:

Designer: Vern Estes, John McCoy

Type: Sport, Downscale

Motor Mount: 1x6mm

Recovery: Tumble

Stages: 1

Length: 3.375"

Diameter: 0.375"

Span:

Weight:

Mfg. Description:

Web Liveries



Plan

Face Card(s)



Also of interest: Estes Scout Family

1722



(Estes) Sentinel (#358)

MODEL NAME: **MM Sentinel (T3 & T2+)**

Also known as:

NUMBER: #358

Introduced: 2008

Final Year:

Designer:

Type: Pseudo Ordnance, Downscale

Motor Mount: 1x6mm

Recovery: Streamer

Stages: 1

Length:

Diameter:

Span:

Weight:

Mfg. Description:

Editorial Note: The plan includes provisions for both a BT-3 version and a BT-2.5 version.

Web Liveries



Plan Image

Face Card(s)



Also of interest: Estes Sentinel Family

(Estes) SkyDart (#240)



MODEL NAME: **SkyDart Business SST**

Also known as:

NUMBER: #240

Introduced: 2000

Final Year:

Designer: Larry Renger, John McCoy

Type: Boost Glider, Downscale

Motor Mount: 1x10.5mm or 1x6mm

Recovery: Streamer/Glide

Stages: 1

Length:

Diameter:

Span:

Weight:

Mfg. Description:




Web Liveries



Plan

Face Card(s)



Also of interest: Estes Skydart Family

1724



(Estes) Sprint (#297)

MODEL NAME: **Micro-Maxx Sprint**

Also known as:

NUMBER: #297

Introduced: 2004

Final Year:

Designer: Mike Dorffler, John McCoy

Type: Downscale

Motor Mount: 1x6mm

Recovery: Streamer

Stages: 1

Length:

Diameter: 0.448"

Span:

Weight:

Mfg. Description: 2.178X Downscale (Plan)

Web Liveries



Plan

Face Card(s)



Also of interest: Estes Sprint Family

(Estes) Star Blazer (#306)



MODEL NAME: **Micro Star Blazer I**

Also known as:

NUMBER: #306

Introduced: 2005

Final Year:

Designer: Bill See, John McCoy

Type: Sport, Downscale

Motor Mount: 1x6mm

Recovery: Streamer

Stages: 1

Length:

Diameter: 0.375"

Span:

Weight:

Mfg. Description:

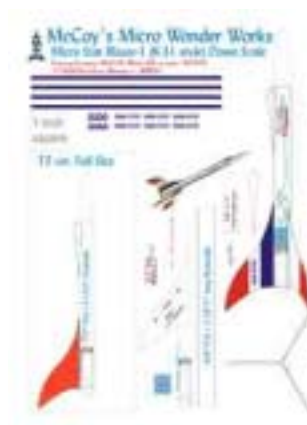


Web Liveries



Plan

Face Card(s)



Also of interest: Estes Star Blazer Family

1726



(Estes) Starship Vega (#268)

MODEL NAME: **Micro Maxx Starship Vega**

Also known as:

NUMBER: #268

Introduced:

Final Year:

Designer: Wayne Kellner, John McCoy

Type: Exotic, Downscale

Motor Mount: 1x6mm

Recovery: Streamer

Stages: 1

Length: 5.875"

Diameter: 0.281"

Span:

Weight:

Mfg. Description:

Web Liveries



Face Card(s)



Also of interest: Estes Starship Vega Family

(DynaStar) Snarky (#380)



MODEL NAME: **T3 Snarky** *Also known as:*

NUMBER: #380

Introduced: 2011

Final Year:

Designer: Shrox, John McCoy

Type: Pseudo-Scale, Downscale

Motor Mount: 1x6mm

Recovery: Streamer

Stages: 1

Length: 4.547"

Diameter:

Span:

Weight:

Mfg. Description: 3.533x Downscale (Plan)

Web Liveries



Plan

Face Card(s)



Also of interest: DynaStar Snarky Family

1728



(Centuri) Taurus (#317)

MODEL NAME: **Micro Centuri Taurus**

Also known as:

NUMBER: #317

Introduced: 2006

Final Year:

Designer: John McCoy

Type: Exotic, Downscale

Motor Mount: 1x6mm

Recovery: Streamer

Stages: 1

Length: 9.28"

Diameter: 0.591"

Span:

Weight:

Mfg. Description: Micro Centuri Taurus (Plan)

Web Liveries



Plan

Face Card(s)



Also of interest: Centuri Taurus Fleet Ship Family

(Estes) The Bat (#344)



MODEL NAME: **The Micro Bat**

Also known as:

NUMBER: #344

Introduced: 2008

Final Year:

Designer:

Type: Sport, Downscale

Motor Mount: 1x6mm

Recovery: Streamer

Stages: 1

Length: 6.367"

Diameter: 0.375"

Span:

Weight:

Mfg. Description:

Web Liveries



Plan Image

Face Card(s)



Also of interest: Estes Bat Family

1730



(Centuri) The Point (#232)

MODEL NAME: **Micro Maxx Kc-13 The Point**

Also known as:

NUMBER: #232

Introduced: 2000

Final Year:

Designer: John McCoy

Type: Oddroc, Downscale

Motor Mount: 1x6mm

Recovery: Rigid Parachute

Stages: 1

Length: 3.125"

Diameter: 1-31/64"

Span:

Weight:

Mfg. Description: Micro Maxx Kc-13 The Point 1:3818 downscale (plan)

Web Liveries



Plan

Face Card(s)



Also of interest: Centuri Point Family

(Estes) Thor Agena-B (#360)



MODEL NAME: **MM T-4 Thor Agena-B**

Also known as:

NUMBER: #360

Introduced: 2008

Final Year:

Designer:

Type: Scale, Downscale

Motor Mount: 1x6mm

Recovery: Streamer

Stages: 1

Length: 4.72"

Diameter: 0.448"

Span:

Weight:

Mfg. Description:

Web Liveries



Plan

Face Card(s)



Also of interest: Thor Agena Launch Vehicle Family

1732



(Estes) Tornado (#338)

MODEL NAME: **Tornado (T3) Maple Seed Recovery**

Also known as:

NUMBER: #338

Introduced: 2007

Final Year:

Designer:

Type: Sport, Downscale

Motor Mount: 1x6mm

Recovery: Maple Seed

Stages: 1

Length: 5"

Diameter: 0.375"

Span: 1.635"

Weight: 3.6g

Mfg. Description:

Web Liveries



Plan Image

Face Card(s)



Also of interest: Estes Tornado Family

(Estes) Trident (#321)



MODEL NAME: **Micro Trident Space Transport**

Also known as:

NUMBER: #321

Introduced: 2006

Final Year:

Designer: Gene Street, John McCoy

Type: Exotic, Downscale

Motor Mount: 1x6mm

Recovery: Streamer

Stages: 1

Length: 11.75"

Diameter: 0.375"

Span: 2.25"

Weight: 13.2 g

Mfg. Description:

Web Liveries



Plan Image

Face Card(s)



Also of interest: Estes Trident Family

1734



(Estes) X-Ray (#237)

MODEL NAME: **Micro-Maxx #1218 X-Ray**

Also known as:

NUMBER: #237

Introduced: 2000

Final Year:

Designer: John McCoy

Type: Payload, Downscale

Motor Mount: 1x6mm

Recovery: Streamer

Stages: 1

Length: 6.66"

Diameter:

Span:

Weight:


Mfg. Description:

Web Liveries



Plan

Face Card(s)



Also of interest: Estes X-Ray Family

(Estes) Yellow Jacket (#326)



MODEL NAME: **T3 Micro Yellow Jacket**

Also known as:

NUMBER: #326

Introduced: 2006

Final Year:

Designer:

Type: Sport, Downscale

Motor Mount: 1x6mm

Recovery: Streamer

Stages: 1

Length: 6.578"

Diameter: 0.375"

Span:

Weight:

Mfg. Description:

Web Liveries



Plan Image

Face Card(s)




Also of interest: Estes Yellow Jacket Family

1736



Model Missiles, Inc. (MMI)





Master List for **MMI** by Name

Aerobee Hi	#001-B
Aerobee Hi Deluxe	#001-A
Aerobee Hi Economy	#001-C

Master List for **MMI** by *Number*

#001-A	Aerobee Hi Deluxe
#001-B	Aerobee Hi
#001-C	Aerobee Hi Economy



Aerobee Hi (#001-B)

MODEL NAME: **Aerobee Hi** *Also known as:*

NUMBER: #001-B

Introduced: 1958

Final Year: 1961

Designer:

Type: Scale

Motor Mount:

Recovery:

Stages:

Length:

Diameter:

Span:

Weight:

Mfg. Description:

Editorial Note:



Catalog Liveries

Web Liveries

Face Card(s)

Instruction Header

Also of interest: Aerobee Sounding Rocket Family, MMI Aerobee Hi Family

Aerobee Hi Deluxe (#001-A)



MODEL NAME: **Aerobee Hi Deluxe** *Also known as:*

NUMBER: #001-A

Introduced: 1958

Final Year: 1961

Designer:

Type: Scale

Motor Mount:

Recovery: Parachute

Stages: 1

Length:

Diameter:

Span:

Weight:

Mfg. Description:

Editorial Note:



Catalog Liveries

Web Liveries

Face Card(s)

Instruction Header

Also of interest: Aerobee Sounding Rocket Family, MMI Aerobee Hi Family



Aerobee Hi Economy (#001-C)

MODEL NAME: **Aerobee Hi Economy**

Also known as:

NUMBER: #001-C

Introduced: 1958

Final Year: 1961

Designer:

Type: Scale

Motor Mount:

Recovery: Parachute

Stages: 1

Length:

Diameter:

Span:

Weight:

Mfg. Description:

Editorial Note:




Catalog Liveries

Web Liveries

Face Card(s)

Instruction Header

Also of interest: Aerobee Sounding Rocket Family, MMI Aerobee Hi Family



Model Products Corporation (MPC)



Master List for **MPC** by Name

Icarus C

R-205



Master List for **MPC** by *Number*

R-205

Icarus C



Icarus C (R-205)

MODEL NAME: **Icarus C**

Also known as:

NUMBER: R-205

Introduced: 1969

Final Year: 1978

Designer:

Type: Payload

Motor Mount: 1x18mm

Recovery: Streamer

Stages: 1

Length: 15"

Diameter:

Span:

Weight:

Mfg. Description:

Editorial Note:



Catalog Liveries



Product Insert

Web Liveries



Face Card(s)



Instruction Header



Also of interest: MPC Mach 10 Series Marketing Family



Modelrocket.US

ModelRockets.us Opening Hours:
Monday to Friday from 8am to 5pm.

Email us at:
info@modelrockets.us

Phone us at: 760-224-0950

You can write us at:
ModelRockets.us
2420 Grand Ave. Ste I-1
Vista, CA 92081

<https://www.modelrockets.us/>

Master List for **Modelrockets.US** by Name

Nike Smoke 2.6	#01039
----------------	--------

Master List for **Modelrockets.US** by *Number*

#01039	Nike Smoke 2.6
--------	----------------



Nike Smoke 2.6 (#01039)

MODEL NAME: **Nike Smoke 2.6**

Also known as:

NUMBER: #01039

Introduced:

Final Year:

Designer:

Type: Scale

Motor Mount: 1x29mm

Recovery: Parachute

Stages: 1

Length: 36.75"

Diameter: 2.64"

Span:

Weight: 12 oz

Mfg. Description: Sport scale model of the real sounding rocket that NASA used to check the atmosphere for wind shear before every Apollo/Saturn launch!

ModelRockets.us Expert Series rocket kits include a "Interlock Fin Can" that builds in minutes with strong birch plywood parts that Interlock together to produce an easy to assemble strong motor mount.

Includes:

Decals

Full Color Photo Instructions on CD

Scale data and Images on CD

Open Rocket Software & Flight Simulations on CD

Requires paint (not Included) to appear as pictured.

For experienced rocketeers that fly composite model rocket motors. (ModelRockets.US 2012 Web Ad)

Editorial Note:

Catalog Liveries

Web Liveries




2012

Face Card(s)

Instruction Header

Also of interest: Nike Smoke Sounding Rocket Family



Moldin' Oldies

<http://www.moldinoldies.com/>



About Moldin' Oldies

Moldin' Oldies is now a part of the Sirius Rocketry family of products.

The parts are available (as detailed below) in the Sirius Rocketry secure online store at www.siriusrocketry.com as they are ready to ship. Mike Schmidt started Moldin' Oldies some years ago, and David Miller took over the line upon Mike's "retirement" to make sure that these items could remain available and to introduce new items under the Moldin' Oldies name.

David is also working on some new parts not offered before that will also be made available as time permits. Others are being reworked to make them even better. Some of the old molds were a bit tired and time has been spent on making replacement molds for these parts. You can help support the Moldin' Oldies effort by supporting Sirius Rocketry and ordering other products, spreading the word, and adding links to Sirius Rocketry to your website.

Note that the making of these cones is an extremely time-intensive process, and your patience is appreciated as we not only spend that time making some new cones, but we spend time restocking other complex Sirius Rocketry kits that have been selling faster than expected. We need your word-of-mouth to help us, so that we can spend the time making the cones that will allow you to recreate some of your old favorites! Please let people know we are here by linking to our website at www.siriusrocketry.com.

(2012 Company Web Statement)



Master List for **Moldin' Oldies** by Name

Taurus Fleet Ship

Taurus Fleet Ship



MODEL NAME: **Taurus Fleet Ship** *Also known as:*

NUMBER:

Introduced:

Final Year:

Designer:

Type: Exotic, Clone

Motor Mount:

Recovery:

Stages:

Length:

Diameter:

Span:

Weight

Mfg. Description:

Editorial Note:

Catalog Liveries

Web Liveries

Face Card(s)

Instruction Header

Also of interest: Centuri Taurus Fleet Ship Family



MoreRockets.Com

MoreRockets
444 Old Stage Rd.
Sanbornville, NH 03872
(603)767-8750

<http://morerockets.com/>



Master List for **MoreRockets.Com** by Name

Viper	#1310	<i>Estes Clone</i>
-------	-------	--------------------

Master List for **MoreRockets.Com** by Number

#1310	Viper	<i>Estes Clone</i>
-------	-------	--------------------



Viper (#1310)

MODEL NAME: **Viper**

Also known as:

NUMBER: #1310

Introduced: 2010

Final Year:

Designer:

Type: Fantasy Scale, Clone

Motor Mount: 1x18mm

Recovery: Parachute

Stages: 1

Length: 12.5"

Diameter: 0.976"

Span:

Weight: 2.4 oz

Mfg. Description: DESC

Catalog Liveries

Web Liveries


Face Card(s)



Also of interest: Estes Colonial Viper Family, Battlestar Galactica Colonial Viper Family



Mountainside Hobbies





About Mountainside Hobbies

In 1994 Mountainside Hobbies opened for business. We were a small shop devoted to RC cars, airplanes, boats and rockets. Rocketry soon became a large part of our business and we quickly began offering mail order. We shipped kits from many of the major manufacturers and our own line of kits. After 3 years of almost non stop work we reached the point of burnout. We closed the hobby shop and mail order business, and took a vacation. Since then we have made small production runs of kits. After a two year re-design and perfection of the new V-2 kit; we are ready to offer the best Mountainside Hobbies V-2 yet.

(Company Web Statement 2004)



Master List for **Mountainside Hobbies** by Name

Sport Scale V-2	#103
4" V-2	#500

Master List for **Mountainside Hobbies** by *Number*

#103	Sport Scale V-2
#500	4" V-2



Sport Scale V-2 (#103)

MODEL NAME: Sport Scale V-2

Also known as: 2.6" V-2

NUMBER: #103

Introduced:

Final Year:

Designer:

Type: Scale

Motor Mount: 1x24mm

Recovery: Parachute

Stages: 1

Length: 22-1/2"

Diameter: 2.6"

Span:

Weight: 7 oz

Mfg. Description:

Catalog Liveries

Web Liveries

Face Card(s)



Also of interest: All V2 Families

4" V-2 (#500)



MODEL NAME: **4" V-2** *Also known as:*

NUMBER: #500

Introduced:

Final Year:

Designer:

Type: Scale

Motor Mount:

Recovery: Parachute

Stages:

Length:

Diameter:

Span:

Weight:

Mfg. Description: Size: 34" tall by 4" in diameter (approx. 1/16 scale).

Weight: 36 ounces without motor.

More scale-like outline including properly shaped nose and accurately sized fins.

Light, strong construction for flights on consumer G motors through high power H motors.

Perfect for Level 1 certification flights.

29mm motor mount.

1/4" brass launch lug.

Real recovery system including 36' ripstop nylon parachute, 3/8" tubular nylon harness and nomex heat shield.

Stainless steel motor retainer for positive retention of single use and reloadable motors.

Locked in nose weight design can be made adjustable. (Mountainside Hobbies 2004 Web Ad)

Web Liveries



2002



2004



2007

Face Card(s)

Also of interest: All V2 Families

1762



N.A.R. Technical Services (NARTS)



Master List for **NARTS** by Name

Grumpy Dog II

SP-101

Master List for **NARTS** by *Number*

SP-101

Grumpy Dog II



Grumpy Dog II (SP-101)

MODEL NAME: **Grumpy Dog II**

Also known as:

NUMBER: SP-101

Introduced:

Final Year:

Designer: Phil Engelauf

Type: Sport, 2 Stage

Motor Mount: 1x24mm/1x24mm

Recovery: Tumble/Parachute

Stages: 2

Length:

Diameter:

Span:

Weight: 15 oz

Mfg. Description:

Editorial Note:

Catalog Liveries

Web Liveries



Plan Image

Face Card(s)

Instruction Header




Also of interest:



Neubauer Rockets

<http://www.neubauerrockets.com/>





About Neubauer Rockets

Neubauer Rockets caters to the sport scale enthusiast by offering models suitable for NAR competition, flying for fun or simple static display.

The Neubauer 1/100 Sport Scale models compliment the classic Estes 1/100 Saturn V, Saturn 1B and Little Joe II kits making for a complete collection of historical American space vehicles.

Most kits feature detailed plastic molded fins and capsules, decals, high quality airframe tubing and parachute or streamer recovery.

These kits may require white glue, cyanoacrylates (super glue) or epoxy for construction. Adhesives, paint and other finishing supplies are not included.

(Company Web Statement 2011)



Master List for **Neubauer Rockets** by Name

D-Region Tomahawk
Gemini Titan (4")
Juno I (1/100)
Little Joe I
MegaDagger
Mercury Atlas (1/100)
Mercury Redstone (1/100)
Mercury Redstone (2.6")
Mercury Redstone (4")
Micro Gemini Titan
Micro Nike Smoke
Micro Saturn 1B
Micro Saturn V
Orion II
SkyDagger
Super Tube

D-Region Tomahawk



MODEL NAME: **D-Region Tomahawk**

Also known as:

NUMBER:

Introduced:

Final Year:

Designer:

Type: Scale

Motor Mount: 1x18mm

Recovery: Parachute

Stages: 1

Length:

Diameter:

Span:

Weight:

Mfg. Description: DESC

Editorial Note:

Catalog Liveries

Web Liveries

Face Card(s)

Instruction Header

Also of interest: D-Region Tomahawk Sounding Rocket Family





Gemini Titan (4'')

MODEL NAME: **4'' Gemini Titan**

Also known as: 1/30 Gemini Titan

NUMBER:

Introduced:

Final Year:

Designer:

Type: Scale

Motor Mount: 1x29mm

Recovery: Parachute

Stages: 1

Length:

Diameter:

Span:

Weight:



Mfg. Description: This giant 4" diameter 1/30 scale kit celebrates America's first walk in space.

Resin cast capsule measures approximately 8 inches in height and is accurately detailed with surface details that include:

- Two windows

- Approach radar

- Louvre detail

Detailing based on data resourced from 1/24 Revell kit, Miniatures In Space #2 - Gemini, and Rockets of the World (non-parallel lines are correct).

Kit includes:

- Resin cast static display engine bells (removed for flight).

- Vinyl decals (lettering and roll patterns)

- Laser cut plywood centering rings.

- Detachable fin unit with plywood fins (required for flight).

- 29mm motor mount tube.

- Gorilla style shock cord mount.

- Single 50" nylon parachute recovery.

- 1/4" launch lugs.

- Instruction manual. (Discount Rocketry 2012 Web Ad)

Editorial Note:

Catalog Liveries

Web Liveries

Face Card(s)

Instruction Header



Other Web Occurences



2012 Discount Rocketry

Also of interest: Gemini Titan Launch Vehicle Family



Juno I (1/100)

MODEL NAME: **1/100 Juno I** *Also known as: Micro Juno*

NUMBER:

Introduced:

Final Year:

Designer:

Type: Scale

Motor Mount: 1x13mm

Recovery: Streamer

Stages: 1

Length: 8.5"

Diameter: 0.76"

Span:

Weight: 1.0 oz



Mfg. Description: 1/100 sport scale Juno 1 and Explorer 1 Satellite (America's first orbiting satellite.) This kit features resin cast plastic satellite/nose cone. Laser cut plastic fins / Full body wrap decal / Streamer recovery. (Discount Rocketry 2012)Web Ad)

Editorial Note:

Catalog Liveries

Web Liveries

Face Card(s)

Instruction Header

Other Web Occurences



2012 Discount Rocketry

Also of interest: Juno I Launch Vehicle Family

Little Joe I



MODEL NAME: **Little Joe I** *Also known as:*

NUMBER:

Introduced:

Final Year:

Designer:

Type: Scale

Motor Mount: 1x24mm

Recovery: Parachute

Stages: 1

Length: 24.75"

Diameter: 2.6"

Span:

Weight: 6.1 oz



Mfg. Description: Little Joe 1 was a 1959 unmanned test vehicle to determine how well the escape rocket would function under the most severe dynamic loading conditions anticipated during a Mercury-Atlas launching. This 1/30 scale kit features 1/8" balsa fins, balsa capsule, hardwood/resin escape tower, 18" plastic chute, and decals. (Discount Rocketry 2012 Web Ad)

Editorial Note:

Catalog Liveries

Web Liveries

Face Card(s)

Instruction Header

Other Web Occurences



2012 Discount Rocketry

Also of interest: Little Joe I Launch Vehicle Family

1774



MegaDagger

MODEL NAME: **MegaDagger**

Also known as:

NUMBER:

Introduced:

Final Year:

Designer:

Type: Boost Glider

Motor Mount: 1x24mm

Recovery: Parachute/Glide

Stages: 1

Length:

Diameter:

Span:

Weight:

Mfg. Description:

Editorial Note:



Catalog Liveries

Web Liveries

Face Card(s)

Instruction Header

Also of interest: Estes Skydart Family

Mercury Atlas (1/100)



MODEL NAME: **1/100 Mercury Atlas** *Also known as:*

NUMBER:

Introduced:

Final Year:

Designer:

Type: Scale

Motor Mount: 1x18mm

Recovery: Parachute

Stages: 1

Length: 11.25"

Diameter: 1.14"

Span:

Weight: 2 oz

Mfg. Description: 1/100 sport scale Mercury Atlas kit features resin cast capsule, two removable clear fin units for flight stabilization, silver body wrap, vinyl decals. (Discount Rocketry 2012 Web Ad)

Editorial Note:



Catalog Liveries

Web Liveries

Face Card(s)

Instruction Header

Other Web Occurences



2012 Discount Rocketry

Also of interest: Mercury Atlas Launch Vehicle Family



Mercury Redstone (1/100)

MODEL NAME: **1/100 Mercury Redstone** *Also known as:*

NUMBER:

Introduced:

Final Year:

Designer:

Type: Scale

Motor Mount: 1x13mm

Recovery: Streamer

Stages: 1

Length: 9.75"

Diameter: 0.76"

Span:

Weight: 1.5 oz



Mfg. Description: This kit features resin cast plastic capsule/nose cone. Laser cut plastic fins / Full color adhesive body wrap decal. Escape tower is supported by a clear plastic rod that is surrounded by the tower trusswork for strength and ease of assembly. Recovered by streamer. (Discount Rocketry 2012 Web Ad)

Editorial Note:

Catalog Liveries

Web Liveries

Face Card(s)

Instruction Header

Other Web Occurences



2012 Discount Rocketry

Also of interest: Mercury Redstone Launch Vehicle Family

Mercury Redstone (2.6'')



MODEL NAME: **2.6'' Mercury Redstone** *Also known as: 1/27 Mercury Redstone*

NUMBER:

Introduced:

Final Year:

Designer:

Type: Scale

Motor Mount: 1x24mm

Recovery: Parachute

Stages: 1

Length: 37.5"

Diameter: 2.6"

Span:

Weight: 12.5 oz



Mfg. Description: This exciting 1/27 scale Mercury Redstone kit stands over 37 inches tall.

Detailed resin cast capsule and escape tower.

The escape tower is removable for flights.

Laser cut hardwood fins. Vinyl decals.

38" plastic parachute recovery.

This kit recommended for the experienced modeler. (Discount Rocketry 2012 Web Ad)

Editorial Note:

Catalog Liveries

Web Liveries

Face Card(s)

Instruction Header



Other Web Occurences



2012 Discount Rocketry

Also of interest: Mercury Redstone Launch Vehicle Family

Mercury Redstone (4")



MODEL NAME: **4" Mercury Redstone**

Also known as:

NUMBER:

Introduced:

Final Year:

Designer:

Type: Scale

Motor Mount: 1x29mm

Recovery: Parachute

Stages: 1

Length: 58.5"

Diameter: 3.9"

Span:

Weight: 52oz

Mfg. Description: This giant 4" diameter 1/17.5 scale kit celebrates Alan Shepard's 1961 launch aboard Freedom 7.

Resin cast capsule measures approximately 7 inches in height (17" with escape tower) and features surface details that include:

- Round window

- Hatch

- Vertical panels

- Umbilical panel

Escape tower may be removed for flight.

Kit includes:

- Vinyl decals (lettering and roll patterns)

- Plywood centering rings.

- Laser-cut plywood fins with thru-the-wall attachment to motor mount.

- 29mm motor mount tube.

- Gorilla style shock cord mount.

- Single 50" nylon parachute recovery.

- 1/4" launch lugs.

- 6 page instruction manual.

Flights to 350' on G motor. (Discount Rocketry 2012 Web Ad)

Editorial Note:



Catalog Liveries

Web Liveries

Face Card(s)

Instruction Header

Other Web Occurences



2012 Discount Rocketry

Also of interest: Mercury Redstone Launch Vehicle Family

Micro Gemini Titan



MODEL NAME: **Micro Gemini Titan** *Also known as:*

NUMBER:

Introduced:

Final Year:

Designer:

Type: Scale

Motor Mount: 1x13mm

Recovery: Parachute

Stages: 1

Length: 8.5"

Diameter: 24mm

Span:

Weight: 1.75 oz



Mfg. Description: This kit features resin cast plastic Gemini capsule, fins, and clear plastic launch lugs. Kit is stabilized for flight using a clear plastic fin assembly. Kit comes complete with one piece detailed body wrap. Recovered by 9" parachute (Discount Rocketry 2012 Web Ad)

Editorial Note:

Catalog Liveries

Web Liveries

Face Card(s)

Instruction Header

Other Web Occurences



2012 Discount Rocketry

Also of interest: Gemini Titan Launch Vehicle Family



Micro Nike Smoke

MODEL NAME: **Micro Nike Smoke** *Also known as:*

NUMBER:

Introduced:

Final Year:

Designer:

Type: Scale

Motor Mount: 1x13mm

Recovery:

Stages: 1

Length: 10.5"

Diameter: 0.76"

Span:

Weight:



Mfg. Description: This kit features finely turned balsa nose cone. Laser cut hardwood fins.

Kit comes complete with color adhesive decals and can be built in only 1 to 2 hours (except paint and decals). (Discount Rocketry 2012 Web Ad)

Editorial Note:

Catalog Liveries

Web Liveries

Face Card(s)

Instruction Header

Other Web Occurences



2012 Discount Rocketry

Also of interest: Nike Smoke Sounding Rocket Family

Micro Saturn 1B



MODEL NAME: **Micro Saturn 1B**

Also known as:

NUMBER:

Introduced:

Final Year:

Designer:

Type: Scale

Motor Mount: 1x13mm

Recovery: Streamer

Stages: 1

Length: 6.8"

Diameter: 0.76"

Span:

Weight: 3.0 oz



Mfg. Description: This kit features resin cast plastic capsule/nose cone.

Laser cut plastic fins / Streamer recovery.

Each kit comes with a complete set of color adhesive decals and can be built in only 1 to 2 hours (except paint and decals). (Discount Rocketry 2012 Web Ad)

Editorial Note:

Catalog Liveries

Web Liveries

Face Card(s)

Instruction Header

Other Web Occurences



2012 Discount Rocketry

Also of interest: Saturn I Launch Vehicle Family

1784



Micro Saturn V

MODEL NAME: **Micro Saturn V**

Also known as:

NUMBER:

Introduced:

Final Year:

Designer:

Type: Scale

Motor Mount: 1x13mm

Recovery: Parachute

Stages: 1

Length: 10.7"

Diameter: 0.97"

Span:

Weight: 3.0 oz



Mfg. Description: This kit features resin cast plastic nose cone/capsule. Plastic fin unit.

Each kit comes with a complete set of color adhesive decals and can be built in only 1 to 2 hours (except paint and decals). (Discount Rocketry 2012 Web Ad)

Editorial Note:

Catalog Liveries

Web Liveries

Face Card(s)

Instruction Header

Other Web Occurences



2012 Discount Rocketry

Also of interest: Saturn V Launch Vehicle Family

Orion II



MODEL NAME: **Orion II**

Also known as:

NUMBER:

Introduced:

Final Year:

Designer:

Type: Sport/Upscale

Motor Mount: 1x24mm

Recovery:

Stages:

Length: 27.25"

Diameter: 2.6"

Span:

Weight: 8 oz.



Mfg. Description: A upscaled clone of the classic Centuri kit, this Orion II features:

- 2.6" Balsa nose cone
- Vacuum formed body wrap
- Vinyl decal
- Laser cut fins
- Six resin cast side pod nose cones
- 24 mm motor mount
- Bonus Vinyl decal added (Neubauer 2011 Web Ad)

Editorial Note:

Web Liveries



2011

Face Card(s)

Instruction Header

Also of interest: Centuri Orion Family

1786



SkyDagger

MODEL NAME: **SkyDagger** *Also known as:*

NUMBER:

Introduced:

Final Year:

Designer:

Type: Boost Glider

Motor Mount: 1x18mm

Recovery: Parachute/Glide

Stages: 1

Length:

Diameter:

Span:

Weight:

Mfg. Description:

Editorial Note:



Catalog Liveries

Web Liveries

Face Card(s)

Instruction Header

Also of interest: Estes SkyDart Family

Super Tube



MODEL NAME: **Super Tube**

Also known as:

NUMBER:

Introduced:

Final Year:

Designer:

Type: Sport, Tube Fin

Motor Mount: 1x24mm

Recovery: Parachute

Stages: 1

Length: 47"

Diameter: 2.6"

Span:

Weight: 11 oz



Mfg. Description: Standing almost 4 feet tall, the Super Tube can be assembled quickly and painlessly because there are no balsa fins to sand and fill! The unique ram-jet style custom turned balsa nose cone and tube fin design make this kit stand out on the ground and in the air! The Super Tube is recovered by a plastic 27" parachute. (Discount Rocketry 2012 Web Ad)

Editorial Note:

Catalog Liveries

Web Liveries

Face Card(s)

Instruction Header

Other Web Occurences



2012 Discount Rocketry

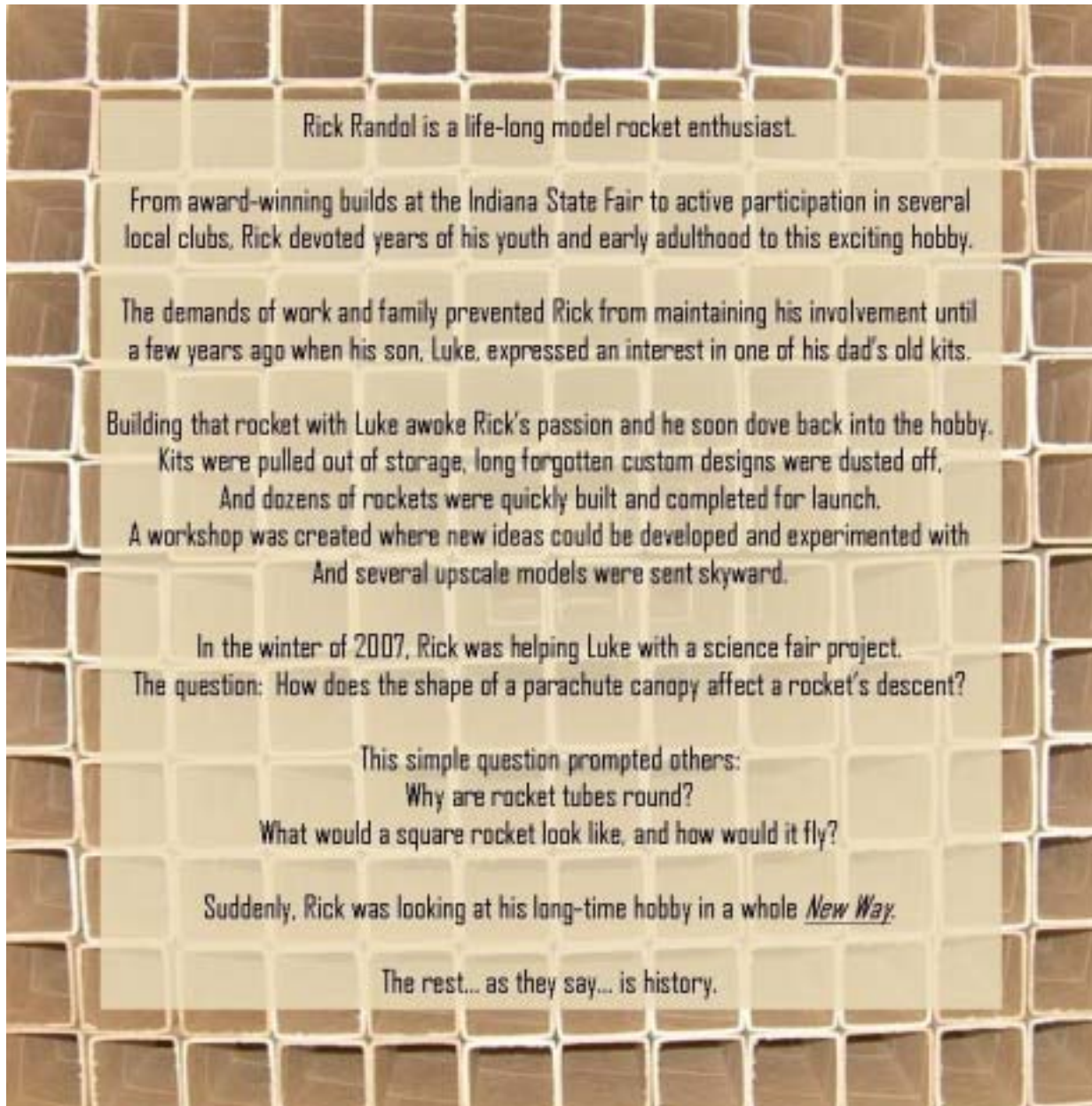
Also of interest: Tube Fin Family
1788



New Way Space Models

<http://www.newwayspacemodels.com/>

About New Way



(Company Web Statement 2011)



Master List for New Way Space Models by Name

4 Square
Lune R-4
N-20 Demon
Quad Goblin
SkyRise
SquareOne
Square in the Air

4 Square



MODEL NAME: **4 Square**

Also known as: 4Square

NUMBER:

Introduced:

Final Year:

Designer:

Type: Tube Fin

Motor Mount: 1x18mm

Recovery:

Stages: 1

Length:

Diameter:

Span:

Weight:

Mfg. Description: Echoing vintage tube fin designs from Centuri, Estes and Quest, the 4Square is a stylish cruiser with distinctive geometries. (NewWay 2011 Catalog)

=====

Echoing vintage tube fin designs from Centuri, Estes and Quest, the 4Square is a stylish cruiser with distinctive geometries. (NewWay 2013 Web Ad)

Editorial Note:

Catalog Liveries



2011

Web Liveries



2013

Face Card(s)

Instruction Header

Also of interest: Tube Fin Family

Lune R-4



MODEL NAME: **Lune R-4**

Also known as:

NUMBER:

Introduced:

Final Year:

Designer:

Type: Sport

Motor Mount:

Recovery: Parachute

Stages: 1

Length:

Diameter:

Span:

Weight:

Mfg. Description: Lune R-4 is a tribute to one of Semroc's most popular kits ever. Smart design and a deceptively simple decal combine in a spectacular sounding rocket. (New Way 2011 Brochure)

Editorial Note:

Catalog Liveries



2011

Web Liveries



2012

Face Card(s)

Instruction Header

Also of interest: Semroc Lune R-1 Family

N-20 Demon



MODEL NAME: **N-20 Demon** *Also known as:*

NUMBER:

Introduced:

Final Year:

Designer:

Type: Sport, Payload

Motor Mount: 1x24mm

Recovery: Parachute

Stages: 1

Length: 26.50" (67.31 cm)

Diameter: 1.33" (3.38 cm)

Span:

Weight: 4.20 oz (119.07 g)

Mfg. Description: N-20 Demon - A secret payload tops this awesome researcher. With silver foil trim and tons of details, the devil is truly in the decals. (New Way 2011 Catalog)

=====

In 1971, Estes issued the A-20 Demon rocket kit. It was an instant classic because it looked like a real missile. Forty years later NewWay Space Models has created a "squared-off" versions called the N-20 Demon that takes the classic, and increases it geometrically. You'll LOVE it!

The cool thing about it, the rocket has a square payload bay, so you can launch square electronic payloads. How about an AltimeterTwo so you can see how high and fast this rocket flies?

When seeing your rocket for the first time, your friends will ask: "A square rocket? Does it really fly?" Of course it flies, and does so like any of your other rockets. The only difference is that this one has square sides. Sure, it may not be as efficient as a round one, but it is so different, that you'll just have to try it out.

As you show off the rockets to the doubters, you'll explain to them that really the only thing that is different is the components are squared off, instead of being round. It starts with the body tube. It is a paper tube, just like the round cylinders used on a traditional rocket. So it doesn't require any different tool or construction techniques that you've used in the past.

The spiral-wound paper has been applied over a square shaft instead of a round one. The only difference is that it doesn't have the shiny glassine coating on the outer surface, and that there is a slight overlap of the paper. This has one advantage, in that there are no gaps between the edges of the paper. To get a smooth surface, you can sand off the overlap instead of filling the spirals in the tubes.

It even has a square launch lug!

But don't let that concern you. The lug is sized properly so that a round launch rod will slide easily through it. That way, you can still use your traditional launch pad - so it really doesn't need any special equipment.



And yes, it does use regular "round" rocket motors. The only part this round in the kit is the motor mount tube, so you will still use traditional motors too.

If you want a different rocket, then the NewWay N-20 Demon is the one for you. Get one today by clicking on the "Add to Cart" button at the top of this page. You'll be glad you did! (Apogee 2012 Web Ad)

Editorial Note:

Catalog Liveries



2011

Web Liveries



2012 (Apogee)

Face Card(s)

Instruction Header



Also of interest: Estes Demon Family

Quad Goblin

MODEL NAME: **Quad Goblin** *Also known as:*

NUMBER:

Introduced:

Final Year:

Designer:

Type: Sport

Motor Mount:

Recovery: Parachute

Stages: 1

Length:

Diameter:

Span:

Weight:

Mfg. Description: This spooky little monster was designed for speed. So fast its scary! Its the rocket you'll need a good recovery team for. (New Way 2011 Web Ad)

Editorial Note:

Catalog Liveries



2011

Web Liveries



2011

Face Card(s)

Instruction Header

Also of interest: Estes Goblin Family



SkyRise

MODEL NAME: **SkyRise**

Also known as:

NUMBER:

Introduced:

Final Year:

Designer:

Type: Oddroc, Tube Fin

Motor Mount: 1x24mm

Recovery: Parachute

Stages: 1

Length: 25.00" (63.5 cm)

Diameter: 1.31" (3.33 cm)

Span:

Weight: 5.28 oz (149.69 g)

Mfg. Description: Anything long and slender probably gets your mind wondering: can it fly as a rocket? That is what inspired this architectural design. And it really does fly too!

What makes this design possible is that it uses square body tubes instead of round ones. It is a paper tube, just like the round cylinders used on a traditional rocket. So it doesn't require any different tool or construction techniques that you've used in the past.

Even the fins, which are technically classified as "tube fins" are really square. Maybe we should call the "channel fins" or duct fins? Who knows, but whatever you want to call them, they are still way cool.

When seeing your rocket for the first time, you'll think it is the Empire State building, along with an entire city block from Manhattan that was ripped out of the ground and set up on a launch pad. You'll be looking for the King Kong gorilla scaling the side, looking to hitch a ride to a sky-high adventure.

As you show off the rockets to the doubters, you'll explain to them that really the only thing that is different is the components are squared off, instead of being round. It starts with the body tube.

The spiral-wound paper has been applied over a square mandrel instead of a round one. The only difference is that it doesn't have the shiny glassine coating on the outer surface, and that there is a slight overlap of the paper. This has one advantage, in that there are no gaps between the edges of the paper. To get a smooth surface, you can sand off the overlap instead of filling the spirals in the tubes.

It even has a square launch lug! But don't let that concern you. The lug is sized properly so that a round launch rod will slide easily through it. That way, you can still use your traditional launch pad - so it really doesn't need any special equipment.

And yes, it does use regular "round" rocket motors. The only part this round in the kit is the motor mount tube, so you will still use traditional motors too. (Apogee 2012 Web Ad)

Editorial Note:

Catalog Liveries

Web Liveries



2012 (Apogee)

Face Card(s)

Instruction Header



Also of interest:



SquareOne

MODEL NAME: **SquareOne**

Also known as:

NUMBER:

Introduced:

Final Year:

Designer:

Type: Sport

Motor Mount: 1x18mm

Recovery: Parachute

Stages: 1

Length: 25.00" (63.5 cm)

Diameter: 1.31" (3.33 cm)

Span:

Weight: 2.48 oz (70.31 g)

Mfg. Description: Inspired by the classic Estes kits of the late 70's and early 80's, we went back to SquareOne to create this sleek explorer as our flagship kit. (New Way 2011 Catalog)

=====

The term "SquareOne" has come to mean that you go back to the beginning, and you start over. With the SquareOne rocket from Newway Space Models, they've gone back to the beginning of rocketry and really have thought outside the box. Box...Square...Get the pun?

The SquareOne is basic model rocket kit, but it is built around a square tube, instead of a round one. The question you might have is: does it fly? Of course! It flies just fine. It may not be as fast or as efficient as a round-tube rocket, but it still works great. And when you take it out to the launch field, you'll get plenty of questions from your fellow rocketeers about the rocket.

The cool thing is that since it is made from traditional rocketry materials, like paper, balsa, and cardboard, it is just like a round-tube rocket. So it doesn't require any different tool or construction techniques that you've used in the past.

The spiral-would paper has been applied over a a square mandrel instead of a round one. The only difference is that it doesn't have the shiny glassine coating on the outer surface, and that there is a slight overlap of the paper. This has one advantage, in that there are no gaps between the edges of the paper. To get a smooth surface, you can sand off the overlap instead of filling the spirals in the tubes.

It even has a square launch lug! But don't let that concern you. The lug is sized properly so that a round launch rod will slide easily through it. That way, you can still use your traditional launch pad - so it really doesn't need any special equipment.

And yes, it does use regular "round" rocket motors. The only part this round in the kit is the motor mount tube, so you will still use traditional motors too. (Apogee 2012 Web Ad)

Editorial Note:

Catalog Liveries



2011

Web Liveries



2012 (Apogee)

Face Card(s)



Also of interest:

Square in the Air



MODEL NAME: **Square in the Air**

Also known as:

NUMBER:

Introduced:

Final Year:

Designer:

Type: Half Spool

Motor Mount: 1x18mm

Recovery: Tumble

Stages: 1

Length:

Diameter:

Span:

Weight:


Mfg. Description: Square in the Air is a modified spool design that seems to defy physics. It really shouldn't fly... but wow, does she soar! (NewWay 2011 Catalog)

=====

Square in the Air is a modified spool design that seems to defy physics. It really shouldn't fly... but wow, does she soar! (NewWay 201Web Ad)


Editorial Note:

Catalog Liveries



2011

Web Liveries



2013

Face Card(s)

Instruction Header

Also of interest:

NORIS exklusiv von Thorwald Petersen
Raketenmodellbau

Noris Raketen

Noris Raketen
Siedlung 1a
92348 Berg-Richtheim
Germany

Tel./Fax: 09181/500815
<http://www.noris-raketen.de/>

Master List for **Noris Raketen** by Name

A-4 Peenemunde

#004

Master List for **Noris Raketen** by *Number*

#004

A-4 Peenemunde

A-4 Peenemunde (#004)

MODEL NAME: **A-4 Peenemunde**

Also known as:

NUMBER: #004

Introduced:

Final Year:

Designer:

Type: Scale

Recovery: Parachute

Stages: 1

Length:

Diameter:

Span:

Weight:

Mfg. Description: DESC

Catalog Liveries

Web Liveries




2011

Face Card(s)

Also of interest: V-2 Family



North Coast Rocketry (NCR)



*North
Coast
Rocketry*

Master List for **NCR** by Name

Aerobee Hi-Test	K-5	
Big Brute	#3508	
Big Brute	K-53	
Interceptor G	#3516	<i>Estes Upscale</i>
Lance Beta	K-47	
Patriot	#3512	
Patriot	K-85	
SA-14 Archer	K-76	
Thunderbolt	K-44	

Master List for **NCR** by *Number*

#3508	Big Brute	
#3512	Patriot	
#3516	Interceptor G	<i>Estes Upscale</i>
K-5	Aerobee Hi-Test	
K-44	Thunderbolt	
K-47	Lance Beta	
K-53	Big Brute	
K-76	SA-14 Archer	
K-85	Patriot	



Aerobee Hi-Test (K-5)

MODEL NAME: **Aerobee Hi-Test**

Also known as:

NUMBER: k-5

Introduced:

Final Year:

Designer:

Type: Scale, Upscale

Motor Mount: 1x29mm

Recovery: Parachute

Stages: 1

Length:

Diameter: 2.6"

Span:

Weight: 17 oz



Mfg. Description: The NCR AEROBEE HI-TEST is a scaled up version of the Model Missiles, Inc. (MMI) model rocket kit that was made famous during the late 1950's. This "grown-up" version should really light smiles on the faces of "old timers" around your flying field! (NCR 1986 Catalog)

Editorial Note:

Catalog Liveries



1986



1987



1989

Other Printed Matter



NCR 1987 Catalog Cover

Web Liveries

Face Card(s)

Instruction Header

Also of interest: Aerobee Sounding Rocket Family, MMI Aerobee Hi Family



Big Brute (K-53 or #3508)

MODEL NAME: **Big Brute**

Also known as:

NUMBER: K-53 or #3508

Introduced: 1989

Final Year:

Designer:

Type: Sport

Motor Mount: 1x29mm

Recovery: Parachute

Stages: 1

Length: 35"

Diameter: 4"

Span:

Weight: 16 oz



Mfg. Description: The perfect high power demo rocket! This rugged sport model can be flown nearly out-of-site on F motors, or punch it into orbit on a G! The Big Brute features slow, realistic take-offs, and is perfect for the new White Lightning motors! Recovery is by colorful 24" rip-stop nylon parachute. The Big Brute also incorporates our new Gorilla Shock Cord Mount. If you are looking for an impressive flying model, but have a small field, this should be perfect! (NCR 1989 Catalog)

Editorial Note:

Catalog Liveries



1989

Web Liveries

Face Card(s)



Instruction Header

Also of interest:



Interceptor G (#3516)

MODEL NAME: **Interceptor G** *Also known as:*

NUMBER: #3516

Introduced:

Final Year:

Designer:

Type: Exotic, Upscale

Motor Mount: 1x28.5mm

Recovery: Parachute

Stages: 1

Length: 46"

Diameter: 2.5"

Span:

Weight: 16 oz



Mfg. Description: The INTERCEPTOR G lifts off with the excitement and power of powerful G motors! The interceptor G represents a futuristic manned interceptor concept in a flying model kit. Colorful decals, plastic molded detailing, and precision laser cut plywood parts make building a snap, with impressive results. (NCR 1996 Catalog)

Editorial Note:

Catalog Liveries



1996

Web Liveries

Face Card(s)

Instruction Header

Also of interest: Estes Interceptor Family



Lance Beta (K-47)

MODEL NAME: **Lance Beta** *Also known as:*

NUMBER: K-47

Introduced: 1987

Final Year:

Designer:

Type: Pseudo-Scale, Payload

Motor Mount: 1x29mm

Recovery: Parachute

Stages: 1

Length:

Diameter: 2.7"

Span:

Weight: 22 oz



Mfg. Description: The Lance Beta represent a tactical missile for use across the world. Both a "demo" paint scheme and an operational olive drab paint scheme are featured, as well as realistic, detailed decals. The Lance Beta also features a large payload section that is perfect for beacons such as the XMTR-1. (NCR 1987 Catalog)

Editorial Note:

Catalog Liveries



1987

Web Liveries

Face Card(s)

Instruction Header

Also of interest:

Patriot (K-85 or #3512)

North
Coast
Rockets

MODEL NAME: **Patriot** *Also known as:*

NUMBER: K-85 or #3512

Introduced: 1992

Final Year:

Designer:

Type: Scale

Motor Mount: 1x29mm

Recovery: Parachute

Stages: 1

Length: 54.5"

Diameter: 4"

Span:

Weight: 32 oz

Out
Of
Production

Mfg. Description: Here's a model that everyone will recognize! You can own a 1/4 scale of this historic lifesaver or the Persian Gulf War. Based around our 4" diameter tube, this big bird stands 54.5" tall and weighs in at 32 oz. It's low drag design minimizes weathercocking, yet there is plenty of stability margin. Three decal sheets and die cut fins are included to make building a snap. You can fly off of small fields with the short delay F motors or go for broke with G power! The Patriot features a ripstop nylon 36" parachute and 1/4" diameter launch lugs. (NCR 1992 Catalog)

Editorial Note:

Catalog Liveries



1992



1994



1996



Web Liveries

Face Card(s)

Instruction Header

Also of interest: MIM-104 Patriot Ordnance Family

SA-14 Archer (K-76)

North
Coast
Rocketry

MODEL NAME: **SA-14 Archer** *Also known as:*

NUMBER: K-76

Introduced: 1990

Final Year:

Designer:

Type: Pseudo Scale

Motor Mount: 2x24mm + 1x29mm

Recovery: Parachute

Stages: 1

Length: 50"

Diameter: 4"

Span:

Weight: 28 oz



Mfg. Description: The SA-14 Archer is patterned after a prototype ship-to-air missile being developed for NATO. The large size and detailing are certain to attract a lot of attention. The SA-14 Archer includes balsa strakes, plywood fins and multicolor decals. The kit also features a core 29mm motor with twin 24mm mounts for extra versatility in choosing motor combinations; it can be flown both in single motor and cluster configurations. (NCR 1990 Catalog)

Editorial Note:

Catalog Liveries



1990

Web Liveries

Face Card(s)

Instruction Header

Also of interest:

1822



Thunderbolt (K-44)

MODEL NAME: **Thunderbolt** *Also known as:*

NUMBER: K-44

Introduced: 1987

Final Year:

Designer:

Type: Sport

Motor Mount:

Recovery: Parachute

Stages: 1

Length: 39.5"

Diameter: 2.7"

Span:

Weight: 12 oz



Mfg. Description: The high performance THUNDERBOLT is a step up the high power rocketry ladder. Impressively sized, this bird goes together quickly, is easy to prep, and really performs! Try an F12 in this one if you're ready for real excitement! (NCR 1987 Catalog)

Editorial Note:

Catalog Liveries



1987

Web Liveries

Face Card(s)

Instruction Header

Also of interest:



ABOVE . . . AND BEYOND!

Odd'l Rockets

<http://www.oddlrockets.com/>



Master List for **Odd'l Rockets** by Name

Up Cup

Up Cup



MODEL NAME: **Up Cup**

Also known as:

NUMBER:

Introduced:

Final Year:

Designer: Hans Michaelson

Type: Oddroc

Motor Mount: 1x18mm

Recovery: Aerobrake

Stages: 1

Length: 5"

Diameter: 3.75"

Span: 3.75"

Weight: 0.5 oz

Mfg. Description: Weird Smoke Trail

LOUDER THRUST! (Odd'l Rockets 2013 Web Ad)

Editorial Note:

Catalog Liveries

Web Liveries




2011



1827



Pimp Daddy Rocketry (PD Rocketry)





Master List for **PD Rocketry** by Name

A-20 Demon

Estes Clone

A-20 Demon



MODEL NAME: **A-20 Demon**

Also known as:

NUMBER:

Introduced:

Final Year:

Designer:

Type: Sport, Payload, Clone

Motor Mount: 1x24mm

Recovery: Parachute

Stages: 1

Length:

Diameter:

Span:

Weight:

Mfg. Description: DESC

Editorial Note:

Catalog Liveries

Web Liveries

Face Card(s)

Instruction Header

Also of interest: Estes Demon Family



Pemberton Technologies (PemTech)

Pemberton Technologies

P.O. Box 250760

Little Rock, AR 72225

<http://pembertontechnologies.com/index.php>

About Pemberton Technologies

Flash back with me, if you will, to a time when handsome, brave, wide shouldered, square jawed, homogenized white guys in jump suits made the universe safe for all mankind. Heroes such as Captain Video, Flash Gordon, Tom Corbett and Buzz Corry came to the rescue every week, thrashing bad guys and thrilling youngsters across the land.

From out of that Wonder Bread World of the 50's, Pem-Tech brings you the coolest Science Fiction spaceships of all time: Sleek, silver, beauties like the Space Ark, M2-Mars Challenger and 3FNC as well as the glorious golden hotrods like Bucky Jones Space Cadet.

Pem-Tech has also begun offering more traditional sport rockets like the Kraken and the upcoming Screemin' Green Meenie, for those of you not enamored by Science Fiction.

Pem-Tech kits are available in [LPR] low power (A, B, C and D black powder motors), [MPR] mid power (E, F, and G Ammonium Perchlorate motors) and [HPR] high power (H and I motors).

Pem-Tech has something for everyone, from the first time builder to the seasoned BAR looking for a challenge. So, trip on over to the Kits page and get the Pem-Tech rocket that is right for you.

(Company Web Statement 2012)



Master List for **Pemberton Technologies** by Name

King Kraken

Kraken

Screamin' Green Meanie

King Kraken



MODEL NAME: **King Kraken** *Also known as:*

NUMBER:

Introduced:

Final Year:

Designer: Layne Pemberton

Type: Tube Fin, Sport

Motor Mount: 1x38mm

Recovery: Parachute

Stages: 1

Length: 41"

Diameter: 3"

Span: 9.3"

Weight: 36oz

Mfg. Description: A Mid and High Power Creature from Ancient Sea Lore

The Pem-Tech King Kraken (pronounced krä'-kin), named for the dark, sinister creature of ancient sea lore, is a one of a kind sport flier featuring our unique, sculpted tube-fin design. She is as much a fantastic flying machine as she is a work of art, created by you. Unlike traditional, and boring, tube fins the King Kraken sports a long leading edge tube fin with a short full tube that has been reported to be 30% more stable than square cut tube fins. Large, long and lean with sexy flowing lines, the King Kraken will be sure to turn heads at your next launch.

Kit comes complete with 3" plastic nose cone, 3" heavy duty body and fin tubes, Heavy Duty 38mm motor mount capable of handling F-I impulse motors, massive plywood centering rings, monstrous 10' shock cord of 9/16" tubular nylon, 1/4" launch lugs, optional 28" chute, sleek 1/8" laser cut ply nose canards (for that sinister Squidlyness), and our infamous Destruction Manual. (PemTech 2012 Web Ad)

Editorial Note:

Catalog Liveries

Web Liveries



2009



2012

Face Card(s)

Instruction Header



Also of interest: PemTech Kraken Family, Tube Fin Family

Kraken



MODEL NAME: **Kraken**

Also known as:

NUMBER:

Introduced:

Final Year:

Designer: Layne Pemberton

Type: Tube Fin, Sport

Motor Mount: 1x24mm

Recovery: Parachute

Stages: 1

Length: 23"

Diameter: 1.6"

Span: 4.7"

Weight:

Mfg. Description: The Krāken (pronounced krā'-kin with a long A) is named after the dark and mysterious creature from the seagoing legends of yore. She is a sleek, black, shapely beauty, featuring our new and unique modified-tube fin construction. She is as much a fantastic flying machine as she is a work of art, created by you. Unlike traditional, and boring, tube fins the King Kraken sports a long leading edge tube fin with a short full tube that has been reported to be 30% more stable than square cut tube fins. Large, long and lean with sexy flowing lines, the Krāken will be sure to turn heads at your next launch.

Kit come complete with premium balsa nose cone, nose canard pattern, balsa stock, two 18" body tubes for tube fins and airframe, 16" parachute, 60" KEVLAR shock cord, heavy-duty centering rings, extended 24mm motor mount, 1/4" launch lug and our infamous Destruction manual.
(PemTech 2012 Web Ad)

Editorial Note:

Catalog Liveries



Web Liveries



2012

Face Card(s)

Instruction Header



Also of interest: PemTech Kraken Family, Tube Fin Family

Screamin' Green Meanie



MODEL NAME: **Screamin' Green Meanie**

Also known as:

NUMBER:

Introduced:

Final Year:

Designer: Layne Pemberton

Type: Sport

Motor Mount: 1x24mm

Recovery: Parachute

Stages: 1

Length: 18"

Diameter: 2.6"

Span: 7.8"

Weight:

Mfg. Description: The Screamin' Green Meenie is our first Level 1 (easiest to assemble) flying rocket kit. She sports our unique tube/flat fin combination that gives great stability and flashy looks. The SGM is easy to assemble and is perfect for the experienced rocketeer as well as beginners. Purchase a Screamin' Green Meenie and impress the girls, strike awe into the hearts of your rocket geek peers and be the envy of unfriendly nations worldwide!

Kit come complete with plastic nose cone, laser cut balsa fins and heavy-duty centering rings, precut tube fins, 2.6" airframe, 18" parachute, 60" KEVLAR shock cord, 24mm motor mount, 1/4" launch lug and our infamous Destruction Manual. (PemTech 2013 Web Ad)

Editorial Note:

Catalog Liveries

Web Liveries



2013

A horizontal banner with a dark red, textured background. The words "PERFORMANCE ROCKETRY" are written in a white, bold, sans-serif font, centered across the banner.

PERFORMANCE ROCKETRY

Performance Rocketry (PR)

Performance Rocketry

883 Ragers Hill Rd

South Fork, Pa 15956

814-536-8491

sales@performancerocketry.com

<http://www.performancerocketry.com/>



Master List for **Performance Rocketry** by Name

1/2 Scale AMRAAM
Dominator 3
Dominator 4 R2
Dominator 5
Gizmo
Gizmo XL
1/4 Scale Nike Smoke
1/3 Scale Nike Smoke
1/4 Scale Patriot Missile
1/2 Scale Patriot Missile
1/5 Scale V-2

1/2 Scale AMRAAM



MODEL NAME: **1/2 Scale AMRAAM** *Also known as:*

NUMBER:

Introduced:

Final Year:

Designer:

Type: Scale

Motor Mount:

Recovery:

Stages:

Length:

Diameter:

Span:

Weight:

Mfg. Description:

Editorial Note:

Catalog Liveries

Web Liveries

Face Card(s)

Instruction Header

Also of interest: AIM 120 AMRAAM Ordnance Family



Gizmo

MODEL NAME: **Gizmo** *Also known as:*

NUMBER:

Introduced:

Final Year:

Designer:

Type: Sport

Motor Mount: 1x54mm

Recovery: Parachute

Stages: 1

Length: 16.5"

Diameter: 5"

Span:

Weight:

Mfg. Description: 5" GIZMO

The Gizmo is a 5" diameter fiberglass rocket consisting of

Fiberglass 5" body tube 16" long

Fiberglass 54mm Motor Mount tube

Fiberglass Centering Rings X 2

Fiberglass Nose cone (Wildman Rocketry 2012 Web Ad)

Editorial Note:

Catalog Liveries

Web Liveries



2008

Face Card(s)

Instruction Header

Other Printed Matter

Gizmo

Econoline Kit

Performance Rocketry

Kit includes:

- 1" Fiberglass 3.3 Oz. Nozzle
- 1" GFR Fiberglass Airframe 16.5 inch
- 54mm Motor Mount GFR Fiberglass
- 1 GFR Fiberglass 1.5" Thick Decoloid Fin
- GFR Fiberglass Launching Wings
- GFR Fiberglass Nozzle Bulk Plates

This kit features:

- Reamer finished fin edges
- Pre-drilled vented fin slots
- Fins are supplied from our FFR on-X
- Weight 1.1 lb.

All Fiberglass design



Also of interest: Performance Rocketry Gizmo Family



Dominator 3

MODEL NAME: **Dominator 3** *Also known as:*

NUMBER:

Introduced:

Final Year:

Designer:

Type: Sport

Motor Mount:

Recovery: Parachute

Stages: 1

Length:

Diameter:

Span:

Weight:

Mfg. Description:

Editorial Note:

Catalog Liveries

Web Liveries

Face Card(s)

Instruction Header

Also of interest: Performance Rocketry Dominator Family

Dominator 4 R2



MODEL NAME: **Dominator 4 R2** *Also known as:*

NUMBER:

Introduced:

Final Year:

Designer:

Type: Sport

Motor Mount:

Recovery: Parachute

Stages: 1

Length:

Diameter:

Span:

Weight:

Mfg. Description:

Editorial Note:

Catalog Liveries

Web Liveries

Face Card(s)

Instruction Header

Also of interest: Performance Rocketry Dominator Family



Dominator 5

MODEL NAME: **Dominator 5** *Also known as:*

NUMBER:

Introduced:

Final Year:

Designer:

Type: Sport

Motor Mount:

Recovery: Parachute

Stages: 1

Length:

Diameter:

Span:

Weight:

Mfg. Description:

Editorial Note:

Catalog Liveries

Web Liveries

Face Card(s)

Instruction Header

Also of interest: Performance Rocketry Dominator Family

Gizmo XL



MODEL NAME: **Gizmo XL** *Also known as:*

NUMBER:

Introduced:

Final Year:

Designer:

Type: Sport

Motor Mount: 1x75mm

Recovery: Parachute

Stages: 1

Length:

Diameter: 8"

Span:

Weight:

Mfg. Description: GIZMO HAS A BIG BROTHER ITS THE GIZMO XL

This Kit is a whopping 8 inch diameter with a 75mm motor mount (Wildman Rocketry 2012 Web Ad)

Editorial Note:

Catalog Liveries

Web Liveries

Face Card(s)

Instruction Header

Also of interest: Performance Rocketry Gizmo Family



1/4 Scale Nike Smoke

MODEL NAME: 1/4 Scale Nike Smoke *Also known as:*

NUMBER:

Introduced:

Final Year:

Designer:

Type: Scale

Motor Mount:

Recovery:

Stages: 1

Length:

Diameter: 4"

Span:

Weight:

Mfg. Description:

Editorial Note:

Catalog Liveries

Web Liveries

Face Card(s)

Also of interest: Nike Smoke Sounding Rocket Family

1/3 Scale Nike Smoke



MODEL NAME: **1/3 Scale Nike Smoke**

Also known as: 5.5" Nike Smoke

NUMBER:

Introduced:

Final Year:

Designer:

Type: Scale

Motor Mount:

Recovery:

Stages: 1

Length: 6' 6"

Diameter: 5.5"

Span:

Weight:

Mfg. Description:

Editorial Note:

Catalog Liveries

Web Liveries



2011

Face Card(s)

Also of interest: Nike Smoke Sounding Rocket Family



1/4 Scale Patriot Missile

MODEL NAME: **1/4 Scale Patriot Missile**

Also known as:

NUMBER:

Introduced:

Final Year:

Designer:

Type: Scale

Motor Mount:

Recovery:

Stages:

Length:

Diameter: 4"

Span:

Weight:

Mfg. Description:

Editorial Note:

Catalog Liveries

Web Liveries

Face Card(s)

Instruction Header

Also of interest: MIM-104 Patriot Ordnance Family

1/2 Scale Patriot Missile



MODEL NAME: **1/2 Scale Patriot Missile**

Also known as:

NUMBER:

Introduced:

Final Year:

Designer:

Type: Scale

Motor Mount:

Recovery:

Stages:

Length:

Diameter: 7.5"

Span:

Weight:

Mfg. Description:

Editorial Note:

Catalog Liveries

Web Liveries

Face Card(s)

Instruction Header

Also of interest: MIM-104 Patriot Ordnance Family



1/5 Scale V-2

MODEL NAME: **1/5 Scale V-2** *Also known as: 11.5" V-2*

NUMBER:

Introduced:

Final Year:

Designer:

Type: Scale

Motor Mount:

Recovery: Parachute

Stages: 1

Length: 8' 1"

Diameter: 11.67"

Span:

Weight: 50-100 lbs

Mfg. Description:

Editorial Note:

Catalog Liveries

Web Liveries



2005



2007

Face Card(s)

Instruction Header

Also of interest: V-2 Ordnance Family, V-2 Launch Vehicle Family



Polecat Aerospace (Doing Business As What's Up Hobbies)

209-986-5829

9033 Rieti Lane

Stockton, CA, 95212

<http://stores.whatsuphobby.com/StoreFront.bok>



Master List for **Polecat Aerospace** by Name

AQM 37 Jayhawk (4")	#21
Bullpup (4")	#26
Bullpup (7.5")	#4
Fat Man (5.5")	#13
Fat Man (10")	#10
Goblin (3")	#27
Goblin (5.5")	#361
Nike Smoke (4")	#23
Nike Smoke (10")	#6
Patriot MIM-104 (7.5")	#1



Master List for **Polecat Aerospace** by Number

#1	Patriot MIM-104 (7.5")
#4	Bullpup (7.5")
#6	Nike Smoke (10")
#10	Fat Man (10")
#13	Fat Man (5.5")
#21	AQM 37 Jayhawk (4")
#23	Nike Smoke (4")
#26	Bullpup (4")
#27	Goblin (3")
#361	Goblin (5.5")



4" AQM 37 Jayhawk (#21)

MODEL NAME: **4" AQM 37 Jayhawk** *Also known as:*

NUMBER: #21

Introduced:

Final Year:

Designer:

Type: Scale

Motor Mount: 1x38mm

Recovery: Parachute

Stages: 1

Length: 47"

Diameter: 4"

Span:

Weight: 3.5 lbs.

Mfg. Description: Mfg. Description: In the 1959, the Navy and Air Force issued a joint request for a new high-speed expendable target. Beechcraft won the competition, and the result was a small delta-winged drone with wingtip fins and a liquid rocket motor, originally designated XKD2B-1 but now known as the AQM-37. The type first flew in 1961, then entered service with the US Navy in 1963, and remains in service.

The original version was the AQM-37A or Beech Model 1019. There were several variants of the AQM-37 over the years. One high-performance variant with improved thermal protection attained a speed of Mach 4.7 and an altitude of over 112,000 feet (34 kilometers) on a ballistic trajectory. The final US Navy variant was designated AQM-37C. All variants are air-launched, with the US Navy traditionally using the F4 Phantom for the job.

More than 5,000 AQM-37 targets of all variants have been delivered since the early 1960s. The AQM-37C/D is still in limited production for the Navy.

The AQM-37's engine is built by Rocketdyne, though in some sources it is credited to Harley Davidson, the motorcycle manufacturer, which appears to be due to a sequence of company buyouts. The engine uses "storable" liquid propellants, in contrast to cryogenic propellants like liquid oxygen and liquid hydrogen that have to be loaded up just before launch lest they evaporate away. The problem is that the storable propellants in common use are corrosive, highly toxic, and "hypergolic", meaning that the propellants spontaneously ignite when mixed together.

This scale model of the AQM-37 offers a unique look and solid construction. With 1/4" Baltic birch laser cut fins, through the wall fin design, a pre-cut mortise and tenon joint for the wingtips, laser-slotted fiberglassed body tube, and molded fiberglass nose cone and boat tail, the Jayhawk offers fast building, easy finishing, and great durability and performance.

The kit also features an upper slot in the body tube for a tab on the fin that makes assembly quick and easy, eliminating fin alignment issues for the longer fins. All fin leading edges are pre-beveled so a minimum of finish sanding is needed to get a great look.

Designed for H through J motors, the Hawk is a performs beautifully on L1 and L2 motors. The kit includes high-quality vinyl decals for a great finishing touch. (What's Up Hobbies 2011 Web Ad)

Editorial Note:

Catalog Liveries

Web Liveries



2010

Face Card(s)

Also of interest: AQM-37 Jayhawk Ordnance Family



4" Bullpup (#26)

MODEL NAME: **4" Bullpup**

Also known as:

NUMBER: #26

Introduced:

Final Year:

Designer:

Type: Scale

Motor Mount: 1x29mm

Recovery: Parachute

Stages:

Length:

Diameter:

Span:

Weight:

Mfg. Description: Unlike other Bullpup kits, the Polecat Aerospace Bullpups have the forward fins located on the nose cone where they belong, making the kit more scale. With through-the-wall fin construction for both the main and forward fins, the Bullpup is an amazingly strong rocket. With a 38mm motor mount it can accommodate motors up to J. (2011 Web Ad)

Web Liveries



2011

Face Card(s)

Also of interest:

7.5" Bullpup (#4)



MODEL NAME: 7.5" Bullpup *Also known as:*

NUMBER: #4

Introduced:

Final Year:

Designer:

Type: Scale

Motor Mount: 1x54mm or 1x75mm

Recovery: Dual Deploy Parachute

Stages: 1

Length:

Diameter:

Span:

Weight:

Mfg. Description: Unlike other Bullpup kits, the Polecat Aerospace Bullpups have the forward fins located on the nose cone where they belong, making the kits more scale.

With through-the-wall fin construction for both the main and forward fins, the Bullpup is an amazingly strong rocket.

The 7.5" Bullpup comes with a 54mm motor mount and an optional 75mm. The kit comes dual-deployment ready, with a spacious in-coupler electronics bay. The rocket is shown here flying on an Aerotech L850 to 7,200'. (2011 Web Ad)

Web Liveries



2011

Face Card(s)

Also of interest:

1860



5.5" Fat Man (#13)

MODEL NAME: **5.5" Fat Man** *Also known as:*

NUMBER: #13

Introduced:

Final Year:

Designer:

Type: Sport, Upscale

Motor Mount: 1x54mm

Recovery: Parachute

Stages: 1

Length: 27"

Diameter: 5.5"

Span:


Weight: 4.5 pounds

Mfg. Description: The little rocket that packs the big punch! Small in size but very versatile. The Fat Man has a 54mm motor mount and flies on motors from G through K impulse.

The Fat Man is a very easy build and a solid flyer. Go for the slow lift-off with a G80 or let it rip with a K1100. Able to support L1 and L2 certifications the Fat Man is a super rocket for beginner and expert alike! (Polecat 2011 Web Ad)

Catalog Liveries

Web Liveries



2011

Face Card(s)

Also of interest: Estes Fat Boy Family

10" Fat Man (#10)



MODEL NAME: **10" Fat Man** *Also known as:*

NUMBER: #10

Introduced:

Final Year:

Designer:

Type: Sport, Upscale

Motor Mount: 1x98mm

Recovery: Parachute

Stages: 1

Length: 51"

Diameter: 10"

Span:

Weight: 15.5 lbs

Mfg. Description: Turn some heads at the flying field! This rocket is the perfect size. Easy to transport and store, but capable for L3 action up to a full M.

This kit has a unique dual-deployment system that uses a zipper-less design and a piston-ejection system for the main. No more popping the main at apogee because of too much charge. The main is secured in the upper section of the extended motor tube and ejected firmly with a piston.

The Fat Man 10 has a 98mm motor mount and flies on motors from I through M impulse. The Fat Man is a very easy build and a solid flyer. Able to support L1, 2, and 3 certifications the Fat Man is a super rocket for beginner and expert alike!

Note: Despite what most simulations programs predict, this kit will NOT require any nose weight if build per the instructions, even on an M!

Specifications:

Height 51"

Diameter 10"

Motor mount 98mm

Dry weight 15.5 pounds

Motors "I" through "M" impulse

Parachute 70" to 96" (not provided) (What's Up Hobbies 2012 Web Ad)

Editorial Note:

Catalog Liveries



Web Liveries



2012

Face Card(s)

Instruction Header

Fat Man

Kit Features:

- 10" diameter airframe
- Stands 51" tall
- Fiberglassed body tube
- Fiberglass nose cone
- Baltic Birch fins
- Dual Deployment Ready
- 98mm motor mount
- For I through M impulse

Great for fun flying and Level 1 through Level 3 certification, the Fat Man is easy to build and lots of fun to fly.

Polonaise Aerospace
2047 Alameda St.
Berkeley, CA 94704
908.288.8888
www.polonaiseaerospace.com



Also of interest: Estes Fat Boy Family

3" Goblin (#27)



MODEL NAME: **3" Goblin**

Also known as:

NUMBER: #27

Introduced:

Final Year:

Designer:

Type: Sport

Motor Mount: 1x38mm

Recovery: Parachute

Stages: 1

Length: 22"

Diameter: 3"

Span:

Weight:

Mfg. Description: The Goblin is a small rocket that packs a lot of punch. You can fly the Goblin on a wide range of motors. With motor adapters, you can send it up on an E motor, or let it go on a J!

The Goblin has a 3" airframe, pre-glassed and laser slotted body tube, fiberglass nose cone, laser cut birch fins and rings, and comes with rail guides. The kit is extremely easy to build, taking the average modeler about an hour to complete. The Goblin is a great rocket for L1 and L2 certifications. (Polecat 2013 Web Ad)

Editorial Note:

Catalog Liveries

Web Liveries



2013

Face Card(s)

5.5" Goblin (#361)



MODEL NAME: **5.5" Goblin** *Also known as:*

NUMBER: #361

Introduced:

Final Year:

Designer:

Type: Sport

Motor Mount: 1x54mm

Recovery: Parachute

Stages: 1

Length: 37"

Diameter: 5.5"

Span:

Weight:

Mfg. Description: Great for Level 1 and Level 2 certification. Very easy assembly.

Recommended for G through K impulse. You will need a 36" to 50" parachute. (Polecat 2013 Web Ad)

Editorial Note:

Catalog Liveries

Web Liveries



2013

Face Card(s)



Instruction Header

Goblin 5.5"

The Goblin is a standard size model. The Goblin 5.5" is a standard size model. The Goblin 5.5" is a standard size model. The Goblin 5.5" is a standard size model.

Instructions:

- 1. Check the Goblin's wings.
- 2. Check the Goblin's body.
- 3. Check the Goblin's tail.
- 4. Check the Goblin's head.
- 5. Check the Goblin's feet.
- 6. Check the Goblin's eyes.
- 7. Check the Goblin's ears.
- 8. Check the Goblin's nose.
- 9. Check the Goblin's mouth.
- 10. Check the Goblin's skin.

The Goblin is a standard size model. The Goblin 5.5" is a standard size model. The Goblin 5.5" is a standard size model. The Goblin 5.5" is a standard size model.

Check the Goblin's wings.
Check the Goblin's body.
Check the Goblin's tail.
Check the Goblin's head.
Check the Goblin's feet.
Check the Goblin's eyes.
Check the Goblin's ears.
Check the Goblin's nose.
Check the Goblin's mouth.
Check the Goblin's skin.



Also of interest: Polecat Goblin Family

4" Nike Smoke (#23)



MODEL NAME: **4" Nike Smoke**

Also known as:

NUMBER: #23

Introduced:

Final Year:

Designer:

Type: Scale

Motor Mount: 1x54mm

Recovery: Parachute

Stages: 1

Length: 58"

Diameter: 4"

Span:

Weight: 3.5 lbs

Mfg. Description: This 1/4 scale replica of the famous Nike Smoke is a rugged workhorse and a great level 1 and 2 rocket. Featuring a fiberglass nosecone, pre-fiberglassed and slotted body tube, Machined Baltic Birch fins and rings, and a full hardware package.

This rocket has a built weight of only 3.5 pounds, making it great for G through K motors. The kit is very easy to build and comes with fully illustrated instructions. Kit comes with rail guides for a standard rail. We recommend a 36" to 50" parachute. (What's Up Hobbies 2011 Web Ad)

Editorial Note:

Web Liveries



2011

Face Card(s)

Also of interest: Nike Smoke Sounding Rocket Family

1868



10" Nike Smoke (#6)

MODEL NAME: **10" Nike Smoke**

Also known as:

NUMBER: #6

Introduced:

Final Year:

Designer:

Type: Scale

Motor Mount: 1x98mm

Recovery: Dual Deploy Parachute

Stages: 1

Length: 11' 8"

Diameter: 10.25"

Span:

Weight: 29 pounds

Mfg. Description: This is a 2/3 scale replica of the famous sounding rocket from the 1950s and 1960s.

One of the favorites of rocketry enthusiasts, the Nike Smoke is a very stable and great looking rocket. With a fiberglass nose cone, pre-fiberglassed and slotted body tubes, and machined Baltic Birch fins and rings, this kit is a quick build and a solid flyer. (Polecat 2011 Web Ad)

Editorial Note:

Web Liveries



2011

Face Card(s)

Also of interest: Nike Smoke Sounding Rocket Family

7.5" Patriot MIM-104 (#1)



MODEL NAME: **7.5" Patriot MIM-104**

Also known as:

NUMBER: #1

Introduced:

Final Year:

Designer:

Type: Scale

Motor Mount: 1x75mm

Recovery: Dual Deploy Parachute

Stages: 1

Length: 8' 7"

Diameter: 7.5"

Span:

Weight: 19 Pounds

Mfg. Description: The MIM-104 Patriot is a surface-to-air missile (SAM) system, the primary of its kind used by the United States Army and several allied nations. It is manufactured by the Raytheon Company of the United States.

The Patriot System replaced the Nike Hercules System as the U.S. Army's primary high to medium air defense (HIMAD) platform, and replaced the HAWK System as the U.S. Army's medium tactical air defense platform. In addition to these roles, Patriot has assumed the role as the U.S. Army's anti-ballistic missile (ABM) platform, which today is Patriot's primary mission.

Patriot uses an advanced aerial interceptor missile and high performance radar systems. Patriot is the only ABM system to have successfully engaged and destroyed a tactical ballistic missile (TBM) in combat and the only SAM system which has successfully provided a maneuver force with tactical ballistic missile protection. (What's Up Hobby 2012 Web Ad)

Editorial Note:

Catalog Liveries

Web Liveries



2012



Face Card(s)

Instruction Header

POLECAT AEROSPACE 7.5" PATRIOT MIM-104

The MIM-104 Patriot is a surface-to-air missile (SAM) system. It is designed to intercept and destroy enemy aircraft, missiles, and space vehicles. The system consists of a launcher, a radar, and a command and control system. The MIM-104 is the most advanced SAM in the world, with a range of over 100 miles and a speed of over 10,000 miles per hour.

The MIM-104 is a highly sophisticated missile system. It is designed to intercept and destroy enemy aircraft, missiles, and space vehicles. The system consists of a launcher, a radar, and a command and control system. The MIM-104 is the most advanced SAM in the world, with a range of over 100 miles and a speed of over 10,000 miles per hour.

POLECAT AEROSPACE
7.5" PATRIOT
MIM-104
POLECAT AEROSPACE



Also of interest: MIM-104 Patriot Ordnance Family



Pratt Hobbies

Pratt Hobbies
2513 Iron Forge Road
Herndon, VA 20171
571-221-5820

<http://www.pratthobbies.com/>



About Pratt Hobbies

Still Crazy after 18 years...

Pratt Hobbies will celebrate 20 years of operation this summer. Not bad for one crazy old guy in his basement.

I've been flying model rockets since 1960. In the late Seventies I worked for FSI, a rocket company based in Missouri. In between at least ten other careers, I wrote a book entitled "Basics of Model Rocketry," which was published in 1980 and became a best-seller by hobby standards. That led to writing eight other hobby books, while working as a magazine editor and association executive.

For some strange reason I was inspired to ruin my hobby by making a business out of it. The fact is, I get the same pleasure out of assembling a batch of gadgets that I used to get out of building model planes and rockets. There is a real thrill in exploring new ideas, cobbling something together, figuring out why it didn't work, and figuring out the best way to make 20 of them at a time.

Pratt Hobbies is a family business even though our principal source of child slave labor has left to go to school. Son Brian did a year and a half at Lassen College in Susanville, California, in the oldest and most-respected gunsmithing program in the country, and is now developing a career as a machinist. Daughter Valerie graduated this year from Randolph-Macon Academy, a 120-year old military college prep school in Front Royal, VA. She will be attending Messiah College in Grantham, PA in the fall, majoring in Politics, appropriately enough for a kid who was Captain of the Debate Team and won five national events. High school debate is amazing and Val ran a great team. We even did a talk show on a radio station in Front Royal; you can find podcasts at rmadebate.blogspot.com.

Dad still has his day job, but dreams of doing this nonsense full time when the kids are through school. The way both the kids and the business are growing, it could happen.

Looking back, I can say it's been a pure pleasure to work with so many enthusiastic people over the years. We have the finest customers in any business I can imagine, and we're all here for the same reason: to have fun. I have boxes with hundreds of letters from teachers, Scoutmasters, school kids, 4-H clubs, every group you can imagine, all excited about their rockets. On the other side of things, NASA is using an RTLS launch system to fire hybrid motors at Wallops Island. Life is good.

Thanks to you all.

Doug Pratt

(Company Web Statement 2011)



Master List for **Pratt Hobbies** by Name

D Region Tomahawk (MMX)

D Region Tomahawk (MMX)



MODEL NAME: **D Region Tomahawk (MMX)**

Also known as:

NUMBER:

Introduced:

Final Year:

Designer:

Type: Scale

Motor Mount: 1x6mm

Recovery:

Stages: 1

Length:

Diameter:

Span:

Weight:

Mfg. Description:

Catalog Liveries

Web Liveries

Face Card(s)

Also of interest: D Region Tomahawk Sounding Rocket Family



ProLine Rocketry

11 CARRIAGE HILL DR
BRANFORD, CT 06405
USA

Tel: 203.836.4014

E-mail Contacts:

Sales - sales@prolinerocketry.com

Technical Assistance - sales@prolinerocketry.com

Order Status - orders@prolinerocketry.com

<http://prolinerocketry.com/>



Master List for **ProLine** by Name

Dominator 3 R2

Dominator 4 R2



Dominator 3 R2

MODEL NAME: **Dominator 3 R2**

Also known as:

NUMBER:

Introduced: 2012

Final Year:

Designer:

Type: Sport

Motor Mount: 1x54mm

Recovery: Parachute

Stages: 1

Length:

Diameter: 3"

Span:

Weight: 9 lbs

Mfg. Description: **Kit includes:**

- 3" Filament Wound Von Karman Fiberglass Nosecone W/Custom Red Anodized Metal Tip
- 3" Profusion Fiberglass Airframe 48 inches
- 3" Profusion Fiberglass Airframe 24 inches
- 3" Profusion Fiberglass Coupler 10 inches
- Black G10 Avionics Bay Sled
- 2 1/4-20 All-Threads with Nuts
- 54mm Motor Mount G12 Red Fiberglass 24 Inches
- 3 Black G10 Fiberglass 1/8" Thick Beveled Fins
- G10 Fiberglass Centering Rings
- Aluminum Avionics Bay Lids with forged eye bolts
- Aluminum Dual Ejection Canisters
- Aero Pack 54mm Tailcone Retainer in Custom Red Anodizeing (ProLine 2013 Web Ad)

Editorial Note:

Catalog Liveries

Web Liveries



2013

Face Card(s)

Instruction Header

Also of interest: Performance Rocketry Dominator Family



Dominator 4 R2

MODEL NAME: **Dominator 4 R2** *Also known as:*

NUMBER:

Introduced: 2012

Final Year:

Designer:

Type: Sport

Motor Mount: 1x75mm

Recovery: Parachute

Stages: 1

Length:

Diameter: 4"

Span:

Weight: 15 lbs

Mfg. Description: Kit includes:

- 4" Filament Wound Von Karman Fiberglass Nosecone W/Custom Red Anodized Metal Tip
- 4" Profusion Fiberglass Airframe 56 inches
- 4" Profusion Fiberglass Airframe 28 inches
- 4" Profusion Fiberglass Coupler 12 inches
- Black G10 Avionics Bay Sled
- 2 1/4-20 All-Threads with Nuts
- 75mm Motor Mount G12 Red Fiberglass 24 Inches
- 3 Black G10 Fiberglass 3/16" Thick Beveled Fins
- G10 Fiberglass Centering Rings
- Aluminum Avionics Bay Lids with forged eye bolts
- Aluminum Dual Ejection Canisters
- Aero Pack 75mm Tailcone Retainer in Custom Red Anodizing (ProLine 2013 Web Ad)

Editorial Note:

Catalog Liveries

Web Liveries



2013

Face Card(s)

Instruction Header

Also of interest: Performance Rocketry Dominator Family

PUBLIC ENEMY ROCKETS



Public Enemy Rockets

Phone/fax: 909-243-7398


Public Enemy Rockets

Roy Weid

PO Box 6001

Moreno Valley, CA 92554-6001

<http://www.publicenemyrockets.com/>





About Public Enemy

Thanks for your interest in Public Enemy Rockets. Please don't let our name and logo scare you. (It's all in fun!) We thought that it would stick in your mind, and of course that is good business! We really are not your enemy and will do everything we can to help you.

We have a variety of scale kits and a few of our own designs. All of our kits have our exclusive inner construction and our own kraft tubing. Some kits come with "Phlexible Phenolic" tubing when specified. All kits come with rip-stop chutes and some with decals. Please call or e-mail if we can be of any help!

Thanks again! Roy

(Company Web Statement 1999)



Master List for **Public Enemy** by Name

Baby Gladiator
Gladiator

Baby Gladiator



MODEL NAME: **Baby Gladiator**

Also known as: Gladiator (3")

NUMBER:

Introduced: 2003

Final Year:

Designer:

Type: Sport

Motor Mount: 1x29mm

Recovery: Parachute

Stages: 1

Length: 35"

Diameter: 3"

Span:

Weight: 1.5 lbs



Mfg. Description: 29mm (F - H)

Just as cool as it's big brother but in a more fun like scale. (cool level one kit to!) 1/8" ply fins, 1/4" lugs, 30" chute and a vinyl gladiator decal. (Public Enemy 2003 Web Ad)

Editorial Note:

Catalog Liveries

Web Liveries

Face Card(s)

Instruction Header

Also of interest: Public Enemy Gladiator Family



Gladiator

MODEL NAME: **Gladiator**

Also known as: Gladiator (4")

NUMBER:

Introduced: 2003

Final Year:

Designer:

Type: Sport

Motor Mount: 1x38mm or 1x54mm

Recovery: Parachute

Stages: 1

Length: 41"

Diameter: 4"

Span:

Weight: 3.5 lbs



Mfg. Description: 38mm or 54mm (H - J)

This is not your everyday looker! If you like High Performance and unusual styling then this is the kit for you. 3, 1/4" ply fins, heavy duty RWW nosecone, 1/2" lugs, 36" chute and vinyl Gladiator decal included. (Public Enemy 2003 Web Ad)

Editorial Note:

Catalog Liveries

Web Liveries

Face Card(s)

Instruction Header

Also of interest: Public Enemy Gladiator Family



Public Missiles LTD (PML)

Public Missiles, Ltd.

6030 Paver Lane

Jeddo, Michigan 48032

810-327-1710 Office (9-5pm EST M-F)

810-327-1712 Fax (24 hrs./7 days)

888-PUBLICM Orders ONLY (9-5pm EST M-F)

<http://publicmissiles.com>



About PML

The success of our enterprise is only as good as the people behind it. Pictured above are the passionate people who have made PML the number one high-power rocketry company in the world.

Our mission statement is simple: "Design and manufacture the best rockets in the world and give our customers the best possible service. Period."


My name is Frank R. Uroda. I've been designing, building, and flying rockets of all sizes for over 20 years. Along the way, I've learned a thing or two about building strong and nicely finished models. I discovered very early on when beginning to get into larger motors that using F motors and bigger in standard models produces large amounts of confetti and "sky writing". Even before the debris hit the ground, I knew I had to find an alternative.

At first, heavy duty cardboard tubing, plywood fins and epoxy became the new materials of choice. I was on the right track, but there were still some problems. Almost every time I flew one of my "new and improved" rockets, even after a perfect flight, there seemed to be some kind of repair to be done. A broken fin, a kinked airframe, or damaged motor mount. I thought that I was doing something wrong, but most of my "rocket buddies" that had also ventured into higher power levels were having the same problems.

Hundreds of phone calls, scores of dead ends, and dozens of samples later, I finally found the right airframe/motor mount material, and it was the right price...phenolic tubing. The more I worked with it, the more I liked it. I eventually began building rockets for my buddies with the new materials. This then led to component manufacturing, the creation of PML as a company, and eventually complete kits. Gerald Kolb and Frank formed PML "the company" back in 1990, and have had almost 12 years of success together. However, in the Fall of 2001, Jerry decided to pursue other opportunities available to him outside of PML, and Frank became the sole owner and proprietor. Frank has always been the lead project designer and production engineer, so you can be confident that you'll still get the same great quality, unique systems, and innovation that PML has built its reputation on.

From the beginning PML have devoted ourselves to researching, developing, and marketing new materials and components.

(Company Web Statement 2011)



Master List for **PML** by Name

Bulldog (6")
Bull Puppy
Bull Puppy 2.1
Little Lunar Express
MR-1



Bulldog (6")

MODEL NAME: Bulldog (6") *Also known as:*

NUMBER:

Introduced:

Final Year:

Designer:

Type: Scale

Motor Mount: 1x54mm (upgrades to 75mm or 98mm)

Recovery: Parachute

Stages: 1

Length: 74"

Diameter: 6"

Span:


Weight: 170 oz

Mfg. Description: The Bulldog is a great "semi-scale" representation of the famous Bullpup missile. The Bulldog comes standard with two great PML hand-laid fiberglass nosecones (with one converted to a pre-slotted boattail for an easy build, great looks, and super drag-reducing performance), a 54mm motor mount, 0.093" G-10 fins, and a 72" parachute. The `Dog can fly on motors from a J180 through a K700 stock! The Bulldog has the usual PML high quality features of a phenolic airframe, piston ejection system, tubular nylon shock cord, and more. (PML 2011 Web Ad)

Web Liveries



2011



Face Card(s)



Also of interest: AGM-12 Bullpup Ordnance Family



Bull Puppy

MODEL NAME: **Bull Puppy** *Also known as:*

NUMBER:

Introduced:

Final Year:

Designer:

Type: Sport Scale

Motor Mount: 1x38mm

Recovery: Parachute

Stages: 1

Length: 39"

Diameter: 3"

Span:

Weight: 32oz

Mfg. Description: Based on the U.S. Air Force's Bull Pup missile, this kit is visually exciting on the ground as well as in flight! It's perfect for beginners and experienced rocketeers alike. Don't let the name fool you, this puppy is equipped with a 38mm motor mount and can be flown with 29mm motors using the optional motor adapter ADPTR-38/29. 39" tall and weighs approximately 32 oz. Can be flown on G through I motors.

Dado-slotted Quantum Tube airframe for canard fins

Pre-slotted plastic boattail

G-10 Fiberglass fins

38mm motor mount

Both original and military-style decals included


Piston ejection system

Multi-panel nylon parachute

Plastic nose cone

Thin-wall brass launch lug (PML 2012 Web Ad)

Catalog Liveries



Web Liveries



2012

Face Card(s)

Instruction Header



Also of interest: AGM-12 Bullpup Ordnance Family



Bull Puppy 2.1

MODEL NAME: Bull Puppy 2.1

Also known as:

NUMBER:

Introduced:

Final Year:

Designer:

Type: Sport Scale

Motor Mount: 1x29mm

Recovery: Parachute

Stages: 1

Length: 28"

Diameter: 2.1"

Span:

Weight: 20oz

Mfg. Description: Based on the U.S. Air Force's Bull Pup missile, the Bull Puppy 2.1 is the latest addition to the Bull family of rocket kits. A great starter kit with excellent styling and performance. This puppy is perfect for pre-cert F and G flights and smaller fields. Comes complete with military style decals and a pre-slotted plastic boattail. 28" tall and weighs approximately 20 oz. Can be flown on F through H motors.

- Dado-slotted Quantum Tube airframe for canard fins

- Pre-slotted plastic boattail

- G-10 Fiberglass fins

- 29mm motor mount

- Military-style decals included


- Piston ejection system

- Multi-panel nylon parachute

- Plastic nose cone

- Thin-wall brass launch lug (PML 2012 Web Ad)

Catalog Liveries



Web Liveries



2012

Face Card(s)

Instruction Header



Also of interest: AGM 12 Bullpup Ordnance Family



Little Lunar Express

MODEL NAME: **Little Lunar Express** *Also known as:*

NUMBER:

Introduced:

Final Year:

Designer:

Type: Retro, Exotic

Motor Mount: 1x38mm

Recovery: Parachute

Stages: 1

Length: 35"

Diameter: 3.9"

Span:

Weight: 58 oz

Mfg. Description: PML has taken rocketry back to the future with this kit! Based on the rockets of 1950's SciFi movies, here's the Little Lunar Express! With it's fin "wings" and tail, landing pods, and retro styling, this is one great looking bird. First shown to the world at LDRS-17 and NARAM-40, this kit has all the great features you've come to expect from PML. Complete with cockpit and passenger window decals, as well as tail numbers. This 3.9" diameter rocket has the same standard high-quality features that go into every PML kit: G10 fins, piston ejection system, preslotted tailcone, and more. This is a great kit to add to your collection, and is sure to draw attention on the flying field! Flies great on 38mm H and I motors and 29mm motors with ADPTR-38/29.

Motor based recovery system

Plastic nose cone and boattail

0.062 G-10 fins

38mm motor mount (can be flown on 29mm motors using the optional ADPTR-38/29 motor adapter)

Molded urethane landing pods

54" heavy-duty parachute

Stands nearly 3 feet tall

Complete, three color decal set and detailed instructions (PML 2013 Web Ad)

Catalog Liveries



Web Liveries



2013

Face Card(s)

Instruction Header



Also of interest:



MR-1

MODEL NAME: **MR-1** *Also known as:*

NUMBER:

Introduced:

Final Year:

Designer:

Type: Pseudo Ordnance

Motor Mount: 1x29mm or 1x38mm

Recovery: Parachute

Stages: 1

Length: 25"

Diameter: 2.1"

Span:

Weight: 24 oz

Mfg. Description: MR1


Introducing the very unique, military style MR1. It would be easy to envision our ground troops using similar designs on the battle field. The MR1 stands 25" tall. The major diameter is 3" while the minor diameter is 2.1" tubing. The MR1 weighs in at 24 ozs., and comes with a 24" chute. It is designed to fly on high impulse F and G motors for Pre-Cert flights and most H and I motors for Cert 1 flights. The MR1 comes with a 29mm motor mount standard, but is available with a 38mm mount for no extra charge; click the box in the upgrade section below. (To use 38mm mount with 29mm motors, purchase the optional ADPTR-38/29). (PML 2013 Web Ad)

Catalog Liveries

Web Liveries



2009



Face Card(s)

Instruction Header





QMODELING

QModeling

QModeling

207 Mill Valley Road

Middleburgh, NY 12122

Telephone (518) 827-3107

FAX (518) 827-3007

Sales: tpquinn@qmodeling.com

Customer Support: jbquinn@qmodeling.com

Web and General: hpwhite@qmodeling.com

<http://www.qmodeling.com>

About QModeling

The team at QModeling has an extensive Engineering background in Electrical, Computer Control, Mechanical, and Manufacturing Systems. From this custom work a variety of unique products have emerged that carry the QModeling brand name.

Currently QModeling is focusing on developing and selling the highest quality and most fun model rocket kits available. We hope you agree!

(Company Web Statement 2008)

Master List for QModeling by Name

NIKEX
Rogue

Retro MEGA
Retro MEGA

MODEL NAME: **NIKEX**

Also known as:

NUMBER:

Introduced:

Final Year:

Designer:

Type: Pseudo Scale, Upscale

Motor Mount: 1x24mm

Recovery: Parachute

Stages: 1

Length: 45.875"

Diameter: 2.6"

Span: 10.09"

Weight: 13.3 oz

Mfg. Description: The NIKEX is one of QModeling's top quality sports class model rocket kits. The NIKEX is a large scale recreation of the awesome Estes™ NIKE-X. The original Nike-X boomed the skies in the 1970's.

QModeling has created a MEGA BT-80 version of this classic that enables the use of E or F size (24mm) rocket motors for spectacular launches. The NIKEX is a 1.96:1 MEGA scale of the original NIKE-X making it over 45 inches tall. Combined with QModeling's high quality laser cut parts and renowned easy step-by-step instructions your own NIKEX could be thundering into the sky in no time.

QModeling's NIKEX comes with a unique retractable Engine Hook eliminating the annoying problem of not being able to display your powerful bird on a flat surface without a stand. The kit includes QModeling's BT-80-Ogive Nose Cone produced from their high quality nose cone liquid plastic process. Making a substantial investment in an aluminum large mold to produce a BT-80 size nose cone is another example of QModeling's quest to offer the highest quality kits on the market.

Like the other MRS kits, QModeling's has broken the deployment barrier by offering a wad-less high performance Recovery System based on a partnership with Top Flight Recovery. It consists of a 30" Octagon, Thin Mil, Ripstop Nylon Parachute with sewn in 24" Nylon shroud lines, Nomex® 9" x 9" Heat Shield Parachute Protector, 9' Kevlar® Shock Cord, and a Snap Swivel. Now there is no need to search out any after market recovery system components, because QModeling builds top quality into all aspects of their kits. (QModeling 2006 Web Ad)

Editorial Note:

Catalog Liveries

Web Liveries



2006

Face Card(s)

Instruction Header



Also of interest: Estes Nike-X Family, QModeling Retro MEGA Family

Rogue



MODEL NAME: **Rogue** *Also known as: Mega Rogue*

NUMBER:

Introduced:

Final Year:

Designer:

Type: Sport, Pseudo-Scale, Upscale

Motor Mount: 1x24mm

Recovery: Parachute

Stages: 1

Length: 29"

Diameter: 1.637"

Span: 9.88"

Weight: 5.8 oz

Mfg. Description: The ROGUE is one of QModeling's top quality sports class model rocket kits. The ROGUE is a large scale recreation of the ½ A Estes™ Rogue. The original Rouge torched the skies in the late 1970's.

QModeling has created a MEGA BT-60 version of this classic that enables the use of both D and E size (24mm) rocket motors for spectacular high altitude launches. The ROGUE is a 2.22:1 MEGA scale of the original Rogue making it over 29 inches tall. Combined with QModeling's high quality laser cut parts and renowned easy step-by-step instructions your own ROGUE could be breaking altitude records in no time.

QModeling's ROGUE comes with a their unique Engine Mount eliminating annoying Primary Fin alignment problems while providing a very robust easy to build design. The kit includes QModeling's BT-60-TAP Nose Cone produced from their high quality nose cone liquid plastic process. The kit comes with a painting stencil that can optionally be used instead of the provided Primary Fin "33" Decal. This is another example of QModeling listening to customers in order to improve the overall quality of their kits.

Like the other MRS kits, QModeling has broken the deployment barrier by offering a wad-less high performance Recovery System based on a partnership with Top Flight Recovery. It consists of an 18" Octagon, Thin Mil, Ripstop Nylon Parachute with sewn in 24" Nylon shroud lines, Nomex® 5" x 5" Heat Shield Parachute Protector, 9' Kevlar® Shock Cord, and a Snap Swivel. Now there is no need to search out any after market recovery system components, because QModeling builds top quality into all aspects of their kits.

Features

- True Scale MEGA Replica of the Original Classic
- Over 29" Tall
- Authentic Nose Cone
- Laser Cut Parts
- Designed to use D, E, or F Size (24mm) Engines
- Foil lined Engine Mount Tube for long life
- Robust Interlocking Design
- 18" Octagon, Thin Mil, Ripstop Nylon Parachute



5" x 5" Nomex® Chute Protector

9' Kevlar® Shock Cord

Snap Swivel

Detailed Step-by-Step Instructions (QModelling 2006 Web Ad)

Editorial Note:

Catalog Liveries

Web Liveries



2006

Face Card(s)



Instruction Header




Also of interest: Estes Rogue Family, QModeling Retro MEGA Marketing Family



Quasar One Custom Rockets (Quasar One)

9580 Arcada Court
Elk Grove, CA.
95624

Telephone: 1-916-479-5861
Fax: 1-916-685-0352





Master List for **Quasar One** by Name

Delta 5

#601

Master List for **Quasar One** by *Number*

#601

Delta 5



Delta 5 (#601)

MODEL NAME: **Delta 5**

Also known as:

NUMBER: #601

Introduced: 2009

Final Year:

Designer:

Type: Sport

Motor Mount: 1x18mm

Recovery: Parachute

Stages: 1

Length: 23.50 INCHES

Diameter: 1.640 INCHES

Span:

Weight: 3.20 OZ.



Mfg. Description: DELTA 5 ROCKET KIT comes with colorful sticker set so all you have to do is paint the rocket white and the nose cone black! This is a really cool looking rocket that is built using the popular BT-60 rocket tube. You get 5 pre-cut balsa wood fins and a plastic nose cone. Kit includes 5 pages of picture oriented directions so assembly is a snap! This rocket is simple to build and fly, should only take a few hours assembly time to finish. You can fly this rocket on any 18mm Estes "C" type size rocket motor starting with the Estes B4-4 for an altitude of 200ft. and a B6-4 for 215Ft. and the famous C6-5 for 580ft. This rocket is perfect for small parks. Comes with a 18" plastic parachute, and you choose the color you like from the drop down list. The launch rod size needed to fly this rocket is 3/16" so you can use the Estes pad with the bigger launch rod. Check out the Delta 5 today and have some cool flights and great comments on your rocket (Quasar One 2009 Web Ad)

Editorial Note:

Catalog Liveries

Web Liveries

Face Card(s)

Instruction Header

Also of interest:



Quest Aerospace

PO Box 2409
Pagosa Springs, CO
81147-2409

Toll Free 1-800-858-7302 (US Only)
Phone: 1-970-264-4050
Fax: 1-970-264-9330
Email: service@questaerospace.com

<http://www.questaerospace.com>



About Quest

We are located in Pagosa Spring, Colorado. We have serviced our customers via retail outlets and direct mail order since the spring of 1991. Our online service was introduced in 2006. We work with schools and organizations providing a quality product at a discounted price.

(Company Web Statement 2011)



Master List for Quest by Name

Aerospace One	#3015	
Aerospace One Fighter Escort	#2017	
Big Betty	#1014	
Big Dog	#5010	<i>Advanced Rocketry</i>
Bright Hawk	#1017	
Cobalt	#1021	
Harpoon AGM	#3008	
High-Q	#5012	<i>Advanced Rocketry</i>
Little Joe (MMX)	#5611	
Navaho AGM	#3003	
Pip Squeak	#1001	
Striker AGM	#2020	
Terrier Orion	#2015	
Tomahawk Cruise Missile (MMX)	#5641	
Tomanawk SLCM Cruise Missile	#3007	



Master List for **Quest** by Number

#1001	Pip Squeak	
#1014	Big Betty	
#1017	Bright Hawk	
#1021	Cobalt	
#2015	Terrier Orion	
#2017	Aerospace One Fighter Escort	
#2020	Striker AGM	
#3003	Navaho AGM	
#3007	Tomahawk SLCM Cruise Missile	
#3008	Harpoon AGM	
#3015	Aerospace One	
#5010	Big Dog	<i>Advanced Rocketry</i>
#5012	High-Q	<i>Advanced Rocketry</i>
#5611	Little Joe (MMX)	
\$5641	Tomahawk Cruise Missile (MMX)	

Aerospace One (#3015)



MODEL NAME: **Aerospace One** *Also known as:*

NUMBER: #3015

Introduced: 2010

Final Year:

Designer: Shrox

Type: Exotic

Motor Mount: 1x18mm

Recovery: Parachute

Stages: 1

Length: 23in / 58.4cm

Diameter: 1.38in / 35mm

Span:

Weight: 8 oz

Mfg. Description: No significant text in 2010 Catalog

=====

The future of Presidential transport! Another visionary design by SHROX. Two big decal sheets (we couldn't fit them all on one !) really make this rocket a visual dazzler! Slow impressive lift-offs with B6-4 and C6-3 motors. (Quest 2013 Web Ad)

Editorial Note:

Catalog Liveries



2010



Web Liveries



2013

Face Card(s)

Instruction Header(s)

Also of interest:

Aerospace One Fighter Escort (#2017)



MODEL NAME: **Aerospace One Fighter Escort**

Also known as: AS-1 Escort

NUMBER: #2017

Introduced: 2010

Final Year:

Designer: Shrox

Type: Exotic

Motor Mount: 1x18mm

Recovery: Parachute

Stages: 1

Length: 17.3"

Diameter: 0.98"

Span:

Weight:

Mfg. Description: No significant text in 2010 Catalog

Editorial Note:

Catalog Liveries



2010



Web Liveries



2011

Face Card(s)

Instruction Header(s)



Also of interest:

Big Betty (#1014)



MODEL NAME: **Big Betty**

Also known as:

NUMBER: #1014

Introduced: 1993

Final Year:

Designer:

Type: Sport

Motor Mount: 1x18mm

Recovery: Parachute

Stages: 1

Length: 23in / 58.4cm

Diameter: 1.576in / 40mm

Span:

Weight:

Mfg. Description: As the older and slightly more experienced cousin of the Quest Bright Hawk model rocket, the Quest Big Betty is a classic model rocket kit featuring balsa wood fins and the largest diameter body tube in the Level I product line. This is one of our most popular model rockets - so if you're looking for a nice big rocket that flies like a dream... look no further! (Quest 2012 Web Ad)

Editorial Note:

Catalog Liveries



2000



Web Liveries



2012

Face Card(s)





Instruction Header(s)



Also of interest:



Big Dog (#5010)

MODEL NAME: **Big Dog**

Also known as:

NUMBER: #5010

Introduced:

Final Year:

Designer:

Type: Sport

Motor Mount: 1x29mm

Recovery: Parachute

Stages: 1

Length: 32.5in / 82.55cm

Diameter: 1.97in / 50mm

Span:

Weight:

Mfg. Description: No significant text in 2010 Catalog

=====

Our Biggest Rocket EVER!

Flies on "D", "E", and "F" motors.

Big Dog is big and basic. Standing over 32 inches tall, the kit features blowmolded plastic nose cone, laser-cut balsa fins and a rugged 29mm diameter motor mount. Flights with an Aerotech F32-6W will go to almost 3,000 feet. Then your Big Dog will recover gently on the big 18" fabric parachute. Includes big, easy-to-apply self adhesive decals. Also includes 24mm engine adapter that allows you to use 24mm engines. (Quest 2013 Web Ad)

Editorial Note:

Catalog Liveries



2010



Web Liveries



2013

Face Card(s)

Instruction Header(s)



Also of interest: Quest Advanced Rocketry Marketing Family



Bright Hawk (#1017)

MODEL NAME: **Bright Hawk** *Also known as:*

NUMBER: #1017

Introduced:

Final Year:

Designer:

Type: Sport

Motor Mount: 1x18mm

Recovery: Parachute

Stages: 1

Length: 21.5"

Diameter: 1.38"

Span:

Weight: 10.00 OZ

Mfg. Description: No significant text in 2010 Catalog

=====

The Quest Brighthawk model rocket is Big, Simple & Sturdy! The Brighthawk is the largest Level 1 model rocket in the Quest fleet. The plastic one-piece fin unit and decals make this large model rocket ready to fly in a short time. You can enjoy many flights with this sturdy model rocket. (Quest 2010 Web Ad)

Editorial Note:

Catalog Liveries



2010



Web Liveries



2013

Face Card(s)

Instruction Header(s)



Also of interest:



Cobalt (#1021)

MODEL NAME: **Cobalt** *Also known as:*

NUMBER: #1021

Introduced:

Final Year:

Designer:

Type: Sport

Motor Mount: 1x18mm

Recovery: Streamer

Stages: 1

Length: 7.5in / 19cm

Diameter: 1.58in / 40cm

Span:

Weight: 9.00OZ

Mfg. Description: Short, Fat, and Fun (can we say that?) The short length of this rocket makes it only flyable on "A" size engines. If you fly it with a "B" or "C", then you will need to add nose weight (not included). (Quest 2012 Web Ad)

Editorial Note:

Catalog Liveries



2010



Web Liveries



2012

Face Card(s)

Instruction Header(s)

Also of interest:



Harpoon AGM (#3008)

MODEL NAME: **Harpoon AGM**

Also known as:

NUMBER: #3008

Introduced:

Final Year:

Designer:

Type: Scale

Motor Mount: 1x18mm

Recovery: Parachute

Stages: 1

Length: 20.5in / 52.1cm

Diameter: 1.58in / 40mm

Span:

Weight: 12.00OZ

Mfg. Description: No significant text in 2010 Catalog

=====

The Quest Harpoon model rocket kit is accurately detailed to match the US Navy and Air Force SLAM AGM-84 Harpoon anti-ship missile. The Harpoon model rocket can reach an altitude of 800 feet. (2013 Web Ad)

Editorial Note:

Catalog Liveries



2010



Web Liveries



2007



2012



2013

Face Card(s)





Instruction Header(s)



Also of interest: (AGM-84) Harpoon Ordnance Family

High-Q (#5012)



MODEL NAME: **High-Q**

Also known as:

NUMBER: #5012

Introduced: 2010

Final Year:

Designer: Scott Branche

Type: Sport

Motor Mount: 1x29mm

Recovery: Parachute

Stages: 1

Length: 30.5in / 77.5cm

Diameter: 1.97in / 50mm

Span:

Weight: 30.00OZ

Mfg. Description: Big and Sleek!

Flies on "D", "E", and "F" motors.

High-Q is a great looking and performing mid-size rocket. Over 30 inches tall, the kit features blowmolded plastic nose cone, laser-cut balsa fins and a rugged 29mm diameter motor mount. Flights with an Aerotech F32-6W will go to almost 3,000 feet. Then your High-Q will recover gently on the big 18" fabric parachute. Includes big, easy-to-apply self adhesive decals. Also includes 24mm engine mount adapter that allows you to use 24mm diameter engines.

Recommended Motors: D12-3, D12-5, E9-4, E9-6 - Aerotech E20-4W, E20-7W, F32-6W, F20-7W.

NOTE: Quest does not currently produce a rocket motor to fly the High-Q with. We will have the Aerotech line of rocket motors available on our website soon.

This rocket designed by internationally famous designer Scott Branche (Quest 2012 Web Ad)

Editorial Note:

Catalog Liveries



2010



Web Liveries



2012

Face Card(s)

Instruction Header(s)



Also of interest: Quest Advanced Rocketry Marketing Family

Little Joe (MMX) (#5611)



MODEL NAME: **Little Joe**

Also known as: MMX Little Joe

NUMBER: #5611

Introduced:

Final Year:

Designer:

Type: Scale, RTF

Motor Mount: 1x6mm

Recovery: Streamer

Stages: 1

Length:

Diameter:

Span:

Weight:

Mfg. Description:

Editorial Note:

Catalog Liveries

Web Liveries



2008

Face Card(s)

Also of interest: Little Joe II Launch Vehicle Family



Navaho AGM (#3003)

MODEL NAME: **Navaho AGM** *Also known as:*

NUMBER: #3003

Introduced: 1994

Final Year:

Designer:

Type: Pseudo Scale Ordnance

Motor Mount: 1x18mm/1x18mm

Recovery: Tumble/Parachute

Stages: 2

Length: 20.3in / 51.4cm

Diameter: 0.98in / 25mm

Span:

Weight: 1.49 oz

Mfg. Description: The two-stage Navaho scale-like air to ground missile flies to approximately 2,100 feet! Before exhausting its fuel, the booster motor automatically ejects the Navaho's first stage during ascent - and ignites the upper stage motor carrying the ship even higher. The first stage complete a tumble recovery... the second hits apogee. Soon a 12" recovery parachute is deployed. Includes an Easy-Lock Motor Mount, Kevlar Shock Cord System, plastic nose cone, die-cut balsa fins, and realistic decals. (Quest 1994 Catalog)

=====

The Quest Navaho AGM model rocket is an incredible two stage model rocket that can soar higher than any other Quest model rocket with flights up to 2100 feet! This two stage model rocket not only has an impressive performance but comes with an extensive set of decals to give it the look to match. (Quest 2013 Web Ad)

Editorial Note:

Catalog Liveries



1994



Web Liveries



2007



2009



2013

Face Card(s)

Instruction Header(s)



Also of interest:



Pip Squeak (#1001)

MODEL NAME: **Pip Squeak**

Also known as:

NUMBER: #1001

Introduced: 1992

Final Year:

Designer:

Type: Sport

Motor Mount: 1x18mm

Recovery: Streamer

Stages: 1

Length: 7.25"

Diameter: 0.787"

Span:

Weight:



Mfg. Description: The compact Pip Squeak is an affordable entry into model rocketry. Due to its light weight, this rocket conquers altitudes above those attained by larger models. Quest's Kevlar shock cord system deploys a 2-foot long streamer that helps in tracking your rocket through recovery. Other features include a plastic nose cone and die cut balsa fins. (Quest 1992 Catalog)

Editorial Note:

Catalog Liveries



1992

Web Liveries



Face Card(s)



Instruction Header(s)



Also of interest:



Striker AGM (#2020)

MODEL NAME: **Striker AGM** *Also known as:*

NUMBER: #2020

Introduced:

Final Year:

Designer:

Type: Pseudo Scale

Motor Mount: 1x18mm

Recovery: Parachute

Stages: 1

Length: 27.7"

Diameter: 1.38"

Span:

Weight:

Mfg. Description:

Catalog Liveries



2010

Web Liveries



2011

Also of interest: Enertek Astra 2000 Family

Terrier Orion (#2015)



MODEL NAME: **Terrier Orion** *Also known as:*

NUMBER: #2015

Introduced:

Final Year:

Designer:

Type: Scale

Motor Mount: 1x18mm

Recovery: Parachute

Stages: 1

Length: 30.1in / 76.5 cm

Diameter: 1.38in / 35mm

Span:

Weight: 12.00 oz

Mfg. Description: No significant text in 2010 Catalog

=====

The Quest Terrier Orion model rocket is based on the US Navy surface-to-air missile that was converted to send payloads to near-space high altitudes. The Terrier Orion model rocket is single stage and would be a sleek addition to any model rocket fleet. Flights can exceed 1000 feet. (Quest 2013 Web Ad)

Editorial Note:

Catalog Liveries



2010



Web Liveries



2007

Face Card(s)





Instruction Header(s)



Also of interest: Terrier Orion Sounding Rocket Family



Tomahawk Cruise Missile (MMX) (#5641)

MODEL NAME: **Tomahawk Cruise Missile**

Also known as:

NUMBER: #5641

Introduced:

Final Year:

Designer:

Type: Scale

Motor Mount: 1x6mm

Recovery: Streamer

Stages: 1

Length:

Diameter:

Span:

Weight:

Out
Of
Production

Mfg. Description: No significant text in 2000 Catalog

Editorial Note: Packaged with NASA Blackbird (MMX)

Catalog Liveries



2000

Web Liveries



Face Card(s)



Instruction Header(s)

Also of interest: BGM-109 Tomahawk Cruise Missile Ordnance Family



Tomahawk SLCM Cruise Missile (#3007)

MODEL NAME: **Tomahawk SLCM Cruise Missile**

Also known as:

NUMBER: #3007

Introduced: 1994

Final Year:

Designer:

Type: Scale

Motor Mount: 1x6mm

Recovery: Streamer

Stages: 1

Length:

Diameter:

Span:

Weight:

Mfg. Description: No significant text in 2000 Catalog

=====

The US Navy Tomahawk SLCM Cruise Missile is the "weapon of choice" for a wide variety of military operations and is able to be launched from ship or submarine. The Quest Tomahawk Cruise Missile model rocket is an eye-catching reproduction which features a unique boat-tail construction and "air scoop" with flights up to 800 feet. This model rocket is a "must have" for any serious military model enthusiast! (Quest 2013 Web Ad)

Editorial Note:

Catalog Liveries



2000



Web Liveries



2007



2013

Face Card(s)

Instruction Header(s)



Also of interest: BGM-109 Tomahawk Crusie Missile Ordnance Family



Red River Rocketry

Red River Rocketry

<http://www.redriverrocketry.com/>

About Red River Rocketry

Welcome to Red River Rocketry!

Starting a rocket company has been a dream of mine for about 30 years. Over this time span, I collected a number of rocket designs I thought would be "kit worthy" – designs that I thought other modelers would enjoy building and flying as much as I did. What you see on this website is the first few of these designs. We will be expanding our kit line as time and funding allows. All of our kits come with full color waterslide decals, laser cut fins, balsa nose cones, and precision cut parts. Quality is very important to us and we hope you enjoy the models we have to offer.

Wishing you Blue skies, and high flights!

John

John Dyer
President, Red River Rocketry

(Company Web Statement 2012)



Master List for **Red River Rocketry** by Name

StarLiner DST

K-005

Master List for **Red River Rocketry** by *Number*

K-005

StarLiner DST

StarLiner DST (K-005)



MODEL NAME: **StarLiner DST**

Also known as:

NUMBER: K-005

Introduced:

Final Year:

Designer: John Dyer

Type: Esotic

Motor Mount: 1x18mm

Recovery: Parachute

Stages: 1

Length: 15.0 in. (381mm)

Diameter: 0.976 in. (24.79mm)

Span:

Weight: 1.0 ounces (25g)

Mfg. Description: The earth vessel, StarLiner DST, was launched as a transport vehicle between the Terran and Alpha-Centauri star systems. By utilizing focused atomic explosions, this craft speeds between the two solar systems at half the speed of light. But as the StarLiner DST travels, another craft is hunting it as its prey - a Predator. (Red River 2012 Web Ad)

Editorial Note:

Catalog Liveries

Web Liveries



2008

Face Card(s)


Instruction Header

Also of interest:

1950



Retro Rocketry



Master List for **Retro Rocketry** by Name

Mini Blue Max

Mini Red Max

#0651-RS

Master List for **Retro Rocketry** by Number

#0651-RS

Mini Red Max

Mini Blue Max

MODEL NAME: **Mini Blue Max**

Also known as:

NUMBER:

Introduced:

Final Year:

Designer:

Type: Sport, Downscale

Motor Mount: 1x13mm

Recovery: Streamer

Stages: 1

Length: 7.25"

Diameter: 0.736"

Span:

Weight: 5/8 oz

Mfg. Description:



Catalog Liveries

Web Liveries

Face Card(s)

Also of interest: Estes Der Red Max Family

Mini Red Max (#0651-RS)



MODEL NAME: **Mini Red Max**

Also known as:

NUMBER: #0651-RS

Introduced:

Final Year:

Designer:

Type: Sport, Downscale

Motor Mount: 1x13mm

Recovery: Streamer

Stages: 1

Length: 7.25"

Diameter: 0.736"

Span:

Weight: 5/8 oz

Mfg. Description:



Catalog Liveries

Web Liveries

Face Card(s)



Also of interest: Estes Der Red Max Family



Roachwerks Custom Turnings A.K.A. Roachwerks Custom Machining

Gordon Agnello
7205 Roach Road
Lexington, Michigan 48450

gagnello@yahoo.com

<http://roachwerksmachining.com.istemp.com/index.html>



About Roachwerks

I can make just about any design in wood or other soft media primarily for Hobby Rocketry as long as it is mostly round. I specialize in Upscale or Downscale of common nose cone shapes but my first love is Scale.

Send me a sketch, drawing, jpeg, a PDF, a dxf or a dwg (CAD) file and I can send you an estimate of what it will cost for me to make your part

Price will depend on the amount of work the part will require to complete and how big a piece of material (wood, foam) I will need to begin with.

From the top left to right. Two BT-60 Ram Jet cones for a BOMARC, one of Lockheed's capsule ideas, X-20 Dynasoar, a BT-80 Goblin cone, a Crayon cone, an upscale of the Estes dropnose cone, a Vostok nose cone, a BT-101 Apollo Capsule and a Soyuz nose cone from one of my kits.

I can provide CAD drawing if you need them for pre-approval.

(Company Web Statement 2011)



Master List for **Roachwerks** by Name

Nike Ajax (13mm)
Nike Ajax (18mm)
Nike Hercules (24mm)
Orbital Transport
Saturn 1B
Vostok

Nike Ajax (13mm)



MODEL NAME: **Nike Ajax (13mm)** *Also known as:*

NUMBER:

Introduced:

Final Year:

Designer: Gordon Agnello

Type: Scale

Motor Mount: 1x13mm

Recovery: Parachute

Stages: 1

Length:

Diameter:

Span:

Weight:

Mfg. Description:

Editorial Note:



Catalog Liveries

Web Liveries

Face Card(s)

Instruction Header

Also of interest: Nike Ajax Ordnance Family



Nike Ajax (18mm)

MODEL NAME: **Nike Ajax (18mm)** *Also known as:*

NUMBER:

Introduced:

Final Year:

Designer: Gordon Agnello

Type: Scale

Motor Mount: 1x18mm

Recovery: Parachute

Stages: 1

Length:

Diameter:

Span:

Weight:

Mfg. Description:

Editorial Note:



Catalog Liveries

Web Liveries

Face Card(s)

Instruction Header

Also of interest: Nike Ajax Ordnance Family

Nike Hercules (24mm)



MODEL NAME: **Nike Hercules (24mm)**

Also known as:

NUMBER:

Introduced:

Final Year:

Designer: Gordon Agnello

Type: Scale, Cluster

Motor Mount: 4x24mm

Recovery: Parachute

Stages: 1

Length:

Diameter:

Span:

Weight:

Mfg. Description: `

Editorial Note:

Catalog Liveries

Web Liveries

Face Card(s)

Instruction Header

Also of interest: (MIM-14) Nike Hercules Ordnance Family



Orbital Transport

MODEL NAME: **Orbital Transport**

Also known as:

NUMBER:

Introduced:

Final Year:

Designer:

Type: Boost Glider, Clone

Motor Mount: 1x18mm

Recovery: Glide/Parachute

Stages: 1

Length:

Diameter:

Span:

Weight:

Mfg. Description:

Editorial Note:



Catalog Liveries

Web Liveries

Face Card(s)

Instruction Header

Also of interest: Estes Orbital Transport Family

Saturn 1B



MODEL NAME: Saturn 1B

Also known as:

NUMBER:

Introduced:

Final Year:

Designer: Gordon Agnello

Type: Scale

Motor Mount:

Recovery: Parachute

Stages:

Length:

Diameter:

Span:

Weight:

Mfg. Description:

Editorial Note:

Catalog Liveries

Web Liveries



2011

Face Card(s)

Instruction Header

Also of interest: Saturn 1B Launch Vehicle Family

1962



Vostok

MODEL NAME: **Vostok** *Also known as:*

NUMBER:

Introduced:

Final Year:

Designer: Gordon Agnello

Type: Scale

Motor Mount:

Recovery: Parachute

Stages:

Length:

Diameter:

Span:

Weight:

Mfg. Description:

Editorial Note:

Catalog Liveries

Web Liveries


Face Card(s)

Instruction Header

Also of interest: Vostok Launch Vehicle Family



Rocket Development Corp. (RDC)





About Rocket Development Corporation

ROCKET DEVELOPMENT CORPORATION was organized in 1961 in Utah to develop and market static testing equipment for the model rocketeer.

Professional missilemen always static test their motors previous to free flight firings to obtain the necessary information to determine how their “birds” will react in the air. ROCKET DEVELOPMENT CORPORATION’s static test equipment is patterned after the experienced and safe professional units employed by the missile industry.

Irving Wait, president of the company, who guides the product development program, began work in the professional rocket field in 1955 and has had experience in solid propellant research and development programs, in the design and development of rocket motors and related hardware and in the static testing and ballistic analysis field.

In 1963 the company relocated in Indiana and added flight kits and accessories to the product line.

(Company Catalog Statement 1966)



Master List for **RDC** by Name

Moon Glo	F1
Nova III	F10

Master List for **RDC** by *Number*

F1	Moon Glo
F10	Nova III



Moon Glo (F1)

MODEL NAME: **Moon Glo**

Also known as:

NUMBER: F1

Introduced: 1963

Final Year: 1969

Designer: Irv Wait

Type: Sport

Motor Mount:

Recovery: Streamer

Stages: 1

Length: 9"

Diameter:

Span:

Weight: 15g



Mfg. Description: An excellent kit for beginning modelers - easy to build and fun to fly. (RDC 1966 Catalog)

Editorial Note:

Catalog Liveries



1966

Web Liveries

Face Card(s)

Instruction Header

Also of interest: RDC Moon Glo Family

1967

Nova III (F10)



MODEL NAME: **Nova III**

Also known as:

NUMBER: F10

Introduced: 1963

Final Year: 1966

Designer: Irv Wait, Pat Artis

Type: Exotic, Parallel Stage

Motor Mount:

Recovery: Streamer

Stages:

Length: 24.7"

Diameter:

Span:

Weight: 49.4 g



Mfg. Description: A star performer! Years of planning and testing have gone into this high velocity super-model rocket. The streamline aerodynamic is accompanied by a twin engine "pop pod" arrangement designed by Pat Artis of the RDC product development staff.

The "pop pod" system provides tremendous acceleration followed by a single, long-burning sustainer engine in the main vehicle system. A slightly altered version has exceeded the speed of sound.

Definitely for the experienced rocketeer - not the beginner. Due to the tremendous acceleration of the Nova III and the resulting high stresses on the model, construction must be of the highest quality.

The acceleration and resulting high altitude make this an excellent payload and research rocket.

The heart of any clustered engine system is the ignition system. It is mandatory to get all engines going at the same time. See page 20 for the RDC Ignitrite and page 11 for the special cabling kit. (RDC 1966 Catalog)

Editorial Note:



Catalog Liveries




1966

Web Liveries

Face Card(s)


Instruction Header



Also of interest:



Rocket R&D





Master List for **Rocket R&D** by Name

Aerobee Hi
Arcas
Arcon
Asp (4")
Asp (5.5")
Big Brutus (5.5")
Brutus
Brutus EXP
Corporal (4")
Iris (4")
Jayhawk (2.6")
Jayhawk (3.9")
Mighty Falcon (5.5")
Peacock (2.6")
Sandhawk (2.6")
Sandhawk (3.9")
Sandhawk (5.5")
Skyraider
WAC Corporal (3.9")

Aerobee Hi



MODEL NAME: **Aerobee Hi** *Also known as:*

NUMBER:

Introduced:

Final Year:

Designer:

Type: Scale

Motor Mount: 1x54mm

Recovery: Parachute

Stages: 1

Length: 75"

Diameter: 4"

Span:

Weight:

Mfg. Description:

Editorial Note:



Catalog Liveries

Web Liveries



2013 Performance Rocketry

1972



Face Card(s)



Instruction Header

Also of interest: Aerobee Sounding Rocket Family

Arcas



MODEL NAME: **Arcas** *Also known as:*

NUMBER:

Introduced:

Final Year:

Designer:

Type: Scale

Motor Mount: 1x54mm

Recovery: Parachute

Stages: 1

Length: 95"

Diameter: 4"

Span:

Weight:

Mfg. Description:

Editorial Note:



Catalog Liveries

Web Liveries



2013 Performance Hobby

Face Card(s)

Instruction Header

Also of interest: Arcas Sounding Rocket Family

1974



Arcon

MODEL NAME: **Arcon** *Also known as:*

NUMBER:

Introduced:

Final Year:

Designer:

Type: Scale

Motor Mount: 1x54mm

Recovery: Parachute

Stages: 1

Length: 95"

Diameter: 4"

Span:

Weight:

Mfg. Description:

Editorial Note:



Catalog Liveries

Web Liveries



2013 Performance Hobby

Face Card(s)

Instruction Header

Also of interest: Arcon Sounding Rocket Family

Asp (4'')



MODEL NAME: **Asp (4'')**

Also known as:

NUMBER:

Introduced:

Final Year:

Designer:

Type: Scale

Motor Mount: 1x54mm

Recovery: Parachute

Stages: 1

Length: 84"

Diameter: 4"

Span:

Weight:

Mfg. Description:

Editorial Note:



Catalog Liveries

Web Liveries



2013 Performance Hobbies

Face Card(s)

Instruction Header

Also of interest: ASP Sounding Rocket Family

1976



Asp (5.5")

MODEL NAME: **Asp (5.5")**

Also known as:

NUMBER:

Introduced:

Final Year:

Designer:

Type: Scale

Motor Mount: 1x54mm + 4x29mm

Recovery: Parachute

Stages: 1

Length: 141"

Diameter: 5.5"

Span:

Weight:

Mfg. Description:

Editorial Note:

Catalog Liveries

Web Liveries

Face Card(s)

Instruction Header

Also of interest: ASP Sounding Rocket Family



Big Brutus (5.5")



MODEL NAME: Big Brutus (5.5") *Also known as:*

NUMBER:

Introduced:

Final Year:

Designer:

Type: Sport, Upscale

Motor Mount: 4x29mm + 1x54mm

Recovery: Parachute

Stages: 1

Length: 111"

Diameter: 55"

Span:

Weight:

Mfg. Description:

Editorial Note:



Catalog Liveries

Web Liveries

Face Card(s)

Instruction Header

Also of interest: Rocket R&D Brutus Family



Brutus

MODEL NAME: **Brutus** *Also known as:*

NUMBER:

Introduced:

Final Year:

Designer:

Type: Sport

Motor Mount: 1x38mm

Recovery: Parachute

Stages: 1

Length: 52"

Diameter: 3.9"

Span:

Weight:

Mfg. Description:

Editorial Note:



Catalog Liveries

Web Liveries



2013 (Performance Hobbies)

Face Card(s)

Instruction Header

Also of interest: Rocket R&D Brutus Family

Brutus EXP



MODEL NAME: **Brutus EXP**

Also known as:

NUMBER:

Introduced:

Final Year:

Designer:

Type: Sport, Payload

Motor Mount: 1x38mm

Recovery: Parachute

Stages: 1

Length:

Diameter: 3.9"

Span:

Weight:

Mfg. Description:

Editorial Note:



Catalog Liveries

Web Liveries

Face Card(s)

Instruction Header

Also of interest: Rocket R&D Brutus Family



Corporal (4")

MODEL NAME: **Corporal (4")** *Also known as:*

NUMBER:

Introduced:

Final Year:

Designer:

Type: Scale

Motor Mount:

Recovery: Parachute

Stages: 1

Length: 84"

Diameter: 4"

Span:

Weight:

Mfg. Description:

Editorial Note:



Catalog Liveries

Web Liveries



2013 Performance Hobbies



Face Card(s)



Instruction Header

Also of interest: (MGM-5) Corporal Ordnance Family



Iris (4'')

MODEL NAME: **Iris (4'')**

Also known as:

NUMBER:

Introduced:

Final Year:

Designer:

Type: Scale

Motor Mount: 1x54mm

Recovery: Parachute

Stages: 1

Length: 67"

Diameter: 4"

Span:

Weight:

Mfg. Description:

Editorial Note:



Catalog Liveries

Web Liveries



2013 Performance Hobbies

Face Card(s)

Instruction Header

Also of interest: (Atlantic Research) Iris Sounding Rocket Family

Jayhawk (2.6")



MODEL NAME: **Jayhawk (2.6")**

Also known as:

NUMBER:

Introduced:

Final Year:

Designer:

Type: Scale

Motor Mount:

Recovery: Parachute

Stages: 1

Length:

Diameter: 2.6"

Span:

Weight:

Mfg. Description:

Editorial Note:



Catalog Liveries

Web Liveries



2004

Face Card(s)

Instruction Header

Also of interest: (AQM-37) Jay Hawk Ordnance Family

1984



Jayhawk (3.9")

MODEL NAME: **Jayhawk (3.9")**

Also known as:

NUMBER:

Introduced:

Final Year:

Designer:

Type: Scale

Motor Mount:

Recovery: Parachute

Stages: 1

Length: 50"

Diameter: 3.9"

Span:

Weight:

Mfg. Description:

Editorial Note:



Catalog Liveries

Web Liveries

Face Card(s)

Instruction Header

Also of interest: (AQM-37) Jay Hawk Ordnance Family

Mighty Falcon (5.5")



MODEL NAME: **Mighty Falcon (5.5")** *Also known as:*

NUMBER:

Introduced:

Final Year:

Designer:

Type: Sport, Cluster

Motor Mount: 1x54mm + 3x29mm

Recovery: Parachute

Stages: 1

Length: 96"

Diameter: 5.5"

Span:

Weight:



Mfg. Description:

Editorial Note:

Catalog Liveries

Web Liveries



2013 Performance Hobbies

Face Card(s)

Instruction Header

Also of interest:

1986



Peacock (2.6")

MODEL NAME: **Peacock (2.6")**

Also known as:

NUMBER:

Introduced:

Final Year:

Designer:

Type: Sport

Motor Mount: 1x29mm

Recovery:

Stages: 1

Length: 53"

Diameter: 2.6"

Span:

Weight: 24 oz

Mfg. Description:

Editorial Note:



Catalog Liveries

Web Liveries

Face Card(s)

Instruction Header

Also of interest:

Sandhawk (2.6")



MODEL NAME: **Sandhawk (2.6")** *Also known as:*

NUMBER:

Introduced:

Final Year:

Designer:

Type: Scale

Motor Mount: 1x38mm

Recovery: Parachute

Stages: 1

Length: 58"

Diameter: 2.6"

Span:

Weight: 38 oz

Mfg. Description:

Editorial Note:



Catalog Liveries

Web Liveries

Face Card(s)

Instruction Header

Also of interest: Sandhawk Sounding Rocket Family



Sandhawk (3.9")

MODEL NAME: **Sandhawk (3.9")** *Also known as:*

NUMBER:

Introduced:

Final Year:

Designer:

Type: Scale

Motor Mount: 1x54mm

Recovery: Parachute

Stages: 1

Length: 84"

Diameter: 3.9"

Span:

Weight: 4 lbs 5 oz

Mfg. Description:

Editorial Note:



Catalog Liveries

Web Liveries

Face Card(s)

Instruction Header



Also of interest: Sandhawk Sounding Rocket Family

Sandhawk (5.5")



MODEL NAME: **Sandhawk (5.5")** *Also known as:*

NUMBER:

Introduced:

Final Year:

Designer:

Type: Scale

Motor Mount:

Recovery: Parachute

Stages: 1

Length:

Diameter: 5.5"

Span:

Weight:

Mfg. Description: DESC

Editorial Note:

Catalog Liveries

Web Liveries

Face Card(s)

Instruction Header

Also of interest: Sandhawk Sounding Rocket Family





Skyraider

MODEL NAME: **Skyraider**

Also known as:

NUMBER:

Introduced:

Final Year:

Designer:

Type: Sport, Cluster

Motor Mount: 1x54mm + 2x38mm

Recovery: Parachute

Stages: 1

Length: 90"

Diameter: 7.67"

Span:

Weight:

Mfg. Description:

Editorial Note:



Catalog Liveries

Web Liveries



2013 Performance Hobbies

Face Card(s)

Instruction Header

Also of interest:

WAC Corporal (3.9")



MODEL NAME: **WAC Corporal (3.9")**

Also known as:

NUMBER:

Introduced:

Final Year:

Designer:

Type: Scale

Motor Mount: 1x54mm

Recovery: Parachute

Stages:

Length: 67"

Diameter: 3.9"

Span:

Weight:



Mfg. Description:

Editorial Note:

Catalog Liveries

Web Liveries




2013 Performance Hobbies

Face Card(s)


Instruction Header

Also of interest: WAC Corporal Sounding Rocket Family

1992



Rocket Vision





Master List for **Rocket Vision** by Name

Machbuster



Machbuster

MODEL NAME: **Machbuster**

Also known as:

NUMBER:

Introduced:

Final Year:

Designer:

Type: Sport, Machbuster

Motor Mount: 1x24mm

Recovery:

Stages:

Length:

Diameter:

Span:

Weight:

Mfg. Description:

Editorial Note:



Catalog Liveries

Web Liveries

Face Card(s)



Instruction Header

Also of interest:



Rocketarium.com

ROCKETARIUM.COM INC
2200 KINGS HWY UNIT 3L PMB 15
PT CHARLOTTE, FL 33980-5761

Tel: (941) 268-2724

<http://www.rocketarium.com/>



Master List for **Rocketarium.com** by Name

AMRAAM 120A

RK-AMRAA

Master List for **Rocketarium.com** by *Number*

RK-AMRAA

AMRAAM 120A

AMRAAM 120A (RK-AMRAA)



MODEL NAME: **AMRAAM 120A**

Also known as:

NUMBER: RK-AMRAA

Introduced:

Final Year:

Designer:

Type: Scale

Motor Mount: 1x24mm

Recovery: Parachute

Stages: 1

Length: 34.17"

Diameter: 1.637" (BT60)

Span: 5.61"

Weight: 4.3 oz

Mfg. Description: **AMRAAM AIM 120A Scale Rocket Kit**

This is a sport-scale version of the popular Advanced Medium-Range Air-to-Air Missile.

The actual missile is powered by solid-propellant rocket motors. The rocket kit flies on motors ranging from a D12-5 to an F42-7.

The AMRAAM 120A kit includes a parachute kit for recovery, balsa stock for fins, and three plywood centering rings.

The many small decals add lots of detail to this flying model rocket kit.

Challenges

The AMRAAM has a tailcone which is formed from a cardstock template. This makes it a Skill Level 4 rocket kit.

There are lots of small decals/ printed on a single decal sheet. Cutting out and handling the small decals can take time.

Parts

The AMRAAM AIM 120A includes laser-cut plywood centering rings, plastic translucent nose cone, balsa fin stock, fin templates, 15" plastic parachute kit. (Rocketarium.com 2012 Web Ad)

Editorial Note:

Catalog Liveries

Web Liveries



2012

Face Card(s)



Instruction Header

Also of interest: AIM 120 AMRAAM Ordnance Family

Rocketry Warehouse

Rocketry Warehouse

Rocketry Warehouse
971 Soaphollow Rd
Hollsopple, Pa 15935
USA

Tel: 814-270-2381

E-mail Contacts:

Business Relations - sales@rocketrywarehouse.com

Product Inquiries - sales@rocketrywarehouse.com

Order Status - sales@rocketrywarehouse.com

<http://rocketrywarehouse.com/index.php>



Master List for **Rocketry Warehouse** by Name

Broken Arrow G12	EK-BKNARW-G12
Broken Arrow XP	RKT-BA
Flying Pumpkin	EK-FP-G12
Formula 54	RW-FORMULA54
Formula 75	RW-FORMULA75
Formula 98	RW-FORMULA98
Formula 150	RW-FORMULA150

Master List for **Rocketry Warehouse** by Number

EK-BKNARW-G12	Broken Arrow G12
EK-FP-G12	Flying Pumpkin
RKT-BA	Broken Arrow XP
RW-FORMULA54	Formula 54
RW-FORMULA75	Formula 75
RW-FORMULA98	Formula 98
RW-FORMULA150	Formula 150

Broken Arrow G12 (EK-BKNARW-G12)



MODEL NAME: **Broken Arrow G12**

Also known as:

NUMBER: EK-BKNARW-G12

Introduced:

Final Year:

Designer:

Type: Sport

Motor Mount: 1x54mm

Recovery: Parachute

Stages: 1

Length:

Diameter: 4"

Span:

Weight:

Mfg. Description: **Kit includes:**

- 4" Fiberglass 5:1 Ogive Nosecone
- 4" G12 Fiberglass Airframe 48 inches
- 4" G12 Fiberglass Airframe 24 inches
- 4" G12 Fiberglass Coupler 12 inches
- 54mm Motor Mount G12 Fiberglass 16 Inches
- 3 G10 Fiberglass 1/8" Thick Beveled Fins
- G10 Fiberglass Centering Rings
- G10 Fiberglass Bulk Plates

This kit Features

- Router beveled fin edges
- Precision routed fin slots
- Flies on anything from an H to an L
- Weight 9 Lbs
- Almost 8 Foot Tall (Rocketry Warehouse 2013 Web Ad)

Editorial Note:

Catalog Liveries

Web Liveries



2013

Face Card(s)

Instruction Header

Also of interest: Rocketry Warehouse Broken Arrow Family, Rocketry Warehouse Econoline Marketing Family

Broken Arrow G12 (RKT-BA)



MODEL NAME: **Broken Arrow XP** *Also known as:*

NUMBER: RKT-BA

Introduced:

Final Year:

Designer:

Type: Sport

Motor Mount: 1x75mm

Recovery: Parachute

Stages: 1

Length:

Diameter: 4"

Span:

Weight:

Mfg. Description: **Kit Includes:**

- Red 4 Inch 5:1 Ogive Filament Wound Fiberglass Nosecone
- Metal Tip
- 4 Inch White G12 Airframe 24 Inches Long
- 4 Inch White G12 Coupler 12 Inches Long
- 4 Inch White G12 Airframe 48 Inches Long
- 75mm Red G12 Motor Mount 22 Inches Long
- 3 Black G10 Fiberglass 3/16" Thick Fins
- Black G10 Fiberglass Centering Rings
- Black G10 Fiberglass Bulk Plate
- Vinyl Decals

Specs:

- Almost 8 Feet Tall
- No need for paint
- Built Weight Just Over 12 Lbs
- Dual Deploy standard
- CNC Precision Cut Parts
- CNC Precision Slotted
- Flies on anything from J to M
- Perfect for Level 2 or 3 (Rocketry Warehouse 2013 Web Ad)

Editorial Note:

Catalog Liveries

Web Liveries



2013

Face Card(s)

Instruction Header

Also of interest: Rocketry Warehouse Broken Arrow Family

Flying Pumpkin (EK-FP-G12)



MODEL NAME: **Flying Pumpkin**

Also known as:

NUMBER: EK-FP-G12

Introduced:

Final Year:

Designer:

Type: Sport

Motor Mount: 1x54mm

Recovery: Parachute

Stages: 1

Length:

Diameter:

Span:

Weight:

Mfg. Description: Specs:

Over 28 Inches Tall

Built Weight Just Over 5 Lbs

Pre Colored Parts

CNC Precision Cut Parts

CNC Precision Slotted

Flies on anything from H to L

Perfect for Level 1 or Level 2 (Rocketry Warehouse 2012 Web Ad)

Editorial Note:

Catalog Liveries

Web Liveries



2012

Face Card(s)

Instruction Header

Also of interest:

2006



Formula 54 (RW-FORMULA54)

MODEL NAME: **Formula 54** *Also known as:*

NUMBER: RW-FORMULA54

Introduced: 2010

Final Year:

Designer:

Type: Sport

Motor Mount: 1x29mm

Recovery: Parachute

Stages: 1

Length:

Diameter:

Span:

Weight:

Mfg. Description: Kit includes:

- 54mm Fiberglass 5:1 Von Karman Nosecone
- 54mm G12 Fiberglass Airframe 21 inches
- 29mm Motor Mount G12 Fiberglass 7 Inches
- 3 G10 Fiberglass 1/16" Thick Fins
- G10 Fiberglass Centering Rings
- G10 Fiberglass Bulk Plate
- Decals

This kit Features


- Precision routed fin slots
- Flies on anything from an F to an I
- Weight Just over 1 Lb
- 33 Inches Tall
- All Fiberglass design

Great for that Cert level 1 (Rocketry Warehouse 2012 Web Ad)

Editorial Note:

Catalog Liveries

Web Liveries




2012

Face Card(s)

Instruction Header

Other Printed Matter



2012 Brochure

Also of interest: Rocketry Warehouse Formual X Family

2008



Formula 75 (RW-FORMULA75)

MODEL NAME: **Formula 75** *Also known as:*

NUMBER: RW-FORMULA75

Introduced:

Final Year:

Designer:

Type: Sport

Motor Mount: 1x38mm

Recovery: Parachute

Stages: 1

Length:

Diameter:

Span:

Weight:

Mfg. Description: Kit includes:

- 3 Inch Black Filament Wound 5:1 Von Karman Nosecone
- 3 Inch G12 Colored Fiberglass Airframe 30 inches
- 38mm Motor Mount G12 Colored Fiberglass 10 Inches
- 3 G10 Fiberglass 3/32" Thick Fins
- G10 Black Fiberglass Centering Rings
- G10 Black Fiberglass Bulk Plate
- Decals Black

This kit Features

- Beautiful Lemon Yellow color

- Needs no paint

- Precision routed fin slots

- Flies on anything from an G to an J

- Weight Just over 3 Lb

- 4 Feet Tall

- All Fiberglass design

Great for that Cert level 1 or 2 (Rocketry Warehouse 2012 Web Ad)

Editorial Note:

Catalog Liveries

Web Liveries



2012



2012 Alternate

Face Card(s)

Instruction Header

Also of interest: Rocketry Warehouse Formula X Family



Formula 98 (RW-FORMULA98)

MODEL NAME: **Formula 98**

Also known as:

NUMBER: RW-FORMULA98

Introduced: 2012

Final Year:

Designer:

Type: Sport

Motor Mount: 1x98mm

Recovery: Parachute

Stages: 1

Length:

Diameter:

Span:

Weight:

Mfg. Description: This kit Features

Beautiful color tubing

Standard Dual Deploy

Needs no paint

Precision routed fin slots

Flies on anything from an I to an K

Weight aprox 8 Lb

Over 5 Feet Tall

All Fiberglass design (Rocketry Warehouse 2012 Web Ad)

Editorial Note:

Catalog Liveries

Web Liveries



2012

Face Card(s)

Instruction Header

Other Printed Matter



2012 Brochure

Also of interest: Rocketry Warehouse Formula X Family



Formula 150 (RW-FORMULA150)

MODEL NAME: **Formula 150** *Also known as:*

NUMBER: RW-FORMULA150

Introduced: 2012

Final Year:

Designer:

Type: Sport

Motor Mount: 1x75mm

Recovery: Parachute

Stages: 1

Length:

Diameter:

Span:

Weight:

Mfg. Description: Kit includes:

- 6 Inch Black Filament Wound 5:1 Von Karman Nosecone
- 6 Inch G12 Colored Fiberglass Airframe 24 inches
- 6 Inch G12 Colored Fiberglass Coupler 12 inches
- 6 Inch G12 Colored Fiberglass Airframe 36 inches
- 75mm Motor Mount G12 Colored Fiberglass 22 Inches
- 3 G10 Fiberglass 3/16" Thick Fins
- G10 Black Fiberglass Centering Rings
- G10 Black Fiberglass Bulk Plates
- Decals Black

This kit Features

- Beautiful color tubing
- Standard Dual Deploy
- Needs no paint
- Precision routed fin slots
- Flies on anything from an l to an m
- Weight aprox 28 Lb
- Almost 8 Feet Tall
- All Fiberglass design

Great for that Cert level 2 or 3 (Rocketry Warehouse 2012 Web Ad)

Editorial Note:

Catalog Liveries

Web Liveries



2012

Face Card(s)

Instruction Header

Other Printed Matter



Also of interest: Rocketry Warehouse Formula X Family

2014



Rocwerks

<http://rocwerks.ecrater.com/>



Master List for **Rocwerks** by Name

Reactor

#101

Master List for **Rocwerks** by *Number*

#101

Reactor



Reactor (#101)

MODEL NAME: **Reactor**

Also known as:

NUMBER: #101

Introduced: 2012

Final Year:

Designer:

Type: Sport

Motor Mount: 1x24mm

Recovery: Parachute

Stages: 1

Length: 24"

Diameter: 2.2"

Span:

Weight:

Mfg. Description: Brand New designer, premiere kit! The Reactor measures 24 inches tall 2.14 2.23 Dia; the kit includes:

- 18 inch Top Flight X-type parachute
- Ejection baffle
- 1/8 laser cut ply fins
- 1/8 ply centering rings
- 24MM heavy motor mount
- 2.2" dia Body tubes BT-70
- Balsa nose cone
- Engine hook
- 48 inch elastic shock cord
- Stickershock vinyl decals
- Complete instructions with diagrams

The rocket is designed for D through F motors. Be the first to own this rocket! More kits coming soon! (Rocwerks 2012 Web Ad)

Editorial Note:

Catalog Liveries

Web Liveries



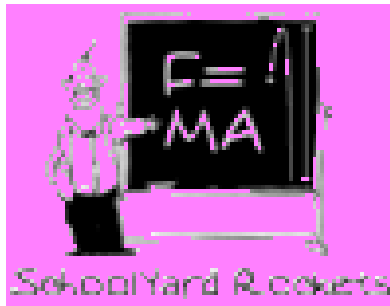
2012

Face Card(s)


Instruction Header

Also of interest:

2018



Schoolyard Rockets





Master List for **Schoolyard Rockets** by Name

Honest John



Honest John

MODEL NAME: **Honest John**

Also known as:

NUMBER:

Introduced:

Final Year:

Designer:

Type: Scale

Motor Mount:

Recovery:

Stages:

Length:

Diameter:

Span:

Weight:

Mfg. Description:

Catalog Liveries

Web Liveries

Face Card(s)

Also of interest: MGR-1 Honest John Ordnance Family



Semroc Astronautics Corporation

Box 1271

Knightdale, NC 27545

(919) 266-1977

FAX (919) 341-8652

<http://www.semroc.com>





About Semroc

Semroc is the newest "old model rocket company." Originally starting in November 1967 and after a 31 year "quiet phase", Semroc now qualifies as a B.A.R.M. (Born-Again-Rocket-Manufacturer) Although there have been many exciting changes in the Consumer and Sport Rocketry field during the last thirty years, we want to help keep the roots of Model Rocketry alive. Inspired by the internet and much more modern equipment than was available in the late 1960's, we will be trying to recapture the fun that brought us to where we are today. We have built and launched all types of rockets from 1/4A through M impulse since 1959 so we understand the full range of consumer rocketry.

(Company Web Statement 2011)



Master List for **Semroc** by Name

Aerobee Hi	KV-2	<i>MMI Retro Repro</i>
Apehelion		
Arcas	KS-8	
Arcon	KV-7	<i>Centuri Retro Repro</i>
Arcon-Hi	KV-15	<i>Centuri Retro Repro</i>
Astro-1	KV-30	<i>Centuri Retro Repro</i>
Astron		
Baby Orion	KA-31	<i>Centuri Downscale</i>
BatRok	KV-53	<i>Centuri Retro Repro</i>
Blue Bird Zero	KV-45	<i>Estes Retro Repro</i>
Centaur	KV-12	<i>Centuri Retro Repro</i>
Centurion	KV-40	<i>Centuri Retro Repro</i>
Defender Space Probe	KV-60	<i>Centuri Retro Repro</i>
Excalibur	KV-43	<i>Centuri Retro Repro</i>
Goblin	KV-80	<i>Estes Retro Repro</i>
Golden Scout	KV-4	<i>Golden Scout</i>
Hydra One	KA-18	
Hydra VII	KB-7	
Hydra VII	KV-29	<i>Semroc Retro Repro</i>
IQSY Tomahawk	KD-2	<i>Deci Scale</i>
Iris	KD-4	<i>Deci Scale</i>
Javelin	KV-16	<i>Centuri Retro Repro</i>
Laser-X	KV-33	<i>Centuri Retro Repro</i>
Launch Missile	KN-4	
Lil' Hercules	KV-14	<i>Centuri Retro Repro</i>
Lil' Ivan		
Little Joe II	KS-3	<i>Estes Retro Repro</i>
Lune R-1	KB-8	
Magnum Hornet	KV-69	<i>Centuri Retro Repro</i>
Marauder	KV-32	<i>Centuri Retro Repro</i>
Mark	XES-K2	<i>Estes Retro Repro, xKit</i>
Mark II	KV-1	<i>Bal-Rock Retro Repro</i>
Micron	KV-8	<i>Centuri Retro Repro</i>
Mini Explorer	KA-22	<i>Centuri Downscale</i>
Mini Hustler	KA-20	<i>Centuri Downscale</i>
Moon Glo	KV-82	<i>Rocket Development Retro Repro</i>
My Boid	KA-6	
Nike X		
Omega	KV-64	<i>Estes Retro Repro</i>
Orbital Transport	KV-66	<i>Estes Retro Repro</i>
Recruiter Space Probe	KV-22	<i>Centuri Retro Repro</i>
Saturn 1B	KS-1	<i>Estes Retro Repro</i>
Scrambler	KV-34	<i>Estes Retro Repro</i>
SLS Aero-Dart	KV-6	<i>Centuri Retro Repro, SLS</i>
SLS Arcas	KS-5	<i>SLS</i>



SLS Explorer	KV-56	<i>Centuri Retro Repro, SLS</i>
SLS Hustler	KV-11	<i>Centuri Retro Repro, SLS</i>
SLS Javelin	KLV-16	<i>Centuri Upscale, SLS</i>
SLS Laser-X	KLV-33	<i>Centuri Upscale, SLS</i>
SLS Lil' Hustler	KV-57	<i>Centuri Retro Repro, SLS</i>
Snipe Hunter	KV-51	<i>Centuri Retro Repro</i>
Spaceman	XES-K9	<i>Estes Retro Repro, xKit</i>
Sprite	KV-86	<i>Estes Retro Repro</i>
Squire		
SST Shuttle-1 xKit	XCE-K17	<i>Centuri Retro Repro, xKit</i>
Starfire	KV-20	<i>Centuri Retro Repro</i>
Starship Vega	KV-78	<i>Estes Retro Repro</i>
Start	KA-25	
Swift Boost Glider	KV-27	<i>Centuri Retro Repro</i>
Tau Zero	KN-2	
Taurus Fleet Ship	KV-42	<i>Centuri Retro Repro</i>
Texas Firefly	KA-8	<i>Centuri Upscale</i>
ThunderBee	KA-1	
ThunderChief	KA-7	
ThunderStrike	KA-16	
V2	XES-K22	<i>xKit</i>
Vector-V	KV-44	<i>Centuri Retro Repro</i>
Vega	KB-5	
Vega	KV-25	<i>Semroc Retro Repro</i>
VF 261	KA-10	



Master List for **Semroc** by Number

KA-1	ThunderBee	
KA-6	My Boid	
KA-7	ThunderChief	
KA-8	Texas Firefly	<i>Centuri Upscale</i>
KA-10	VF-261	
KA-16	ThunderStrike	
KA-18	Hydra One	<i>Semroc Downscale</i>
KA-20	Mini Hustler	<i>Centuri Downscale</i>
KA-22	Mini Explorer	<i>Ready to Build</i>
KA-25	Start	<i>Estes Clone</i>
KA-31	Baby Orion	<i>Centuri Downscale</i>
KB-7	Hydra VII	
KB-8	Lune R-1	
KD-2	IQSY Tomahawk	<i>Deci Scale</i>
KD-4	Iris	<i>Deci Scale</i>
KLV-16	SLS Javelin	<i>Centuri Upscale, SLS</i>
KLV-33	SLS Laser-X	<i>Centuri Upscale, SLS</i>
KN-2	Tau Zero	
KN-4	Launch Missile	
KS-1	Saturn 1B	<i>Estes Retro Repro</i>
KS-3	Little Joe II	<i>Estes Retro Repro</i>
KS-5	SLS Arcas	<i>SLS</i>
KS-8	Arcas	
KV-1	Mark II	<i>Bal-Roc Retro Repro</i>
KV-2	Aerobee Hi	<i>MMI Retro Repro</i>
KV-4	Golden Scout	<i>Estes Retro Repro</i>
KV-6	SLS Aero Dart	<i>Centuri Retro Repro, SLS</i>
KV-7	Arcon	<i>Centuri Retro Repro</i>
KV-8	Micron	<i>Centuri Retro Repro</i>
KV-11	SLS Hustler	<i>Centuri Retro Repro, SLS</i>
KV-12	Centaur	<i>Centuri Retro Repro</i>
KV-14	Lil' Hercules	<i>Centuri Retro Repro</i>
KV-15	Arcon-Hi	<i>Centuri Retro Repro</i>
KV-16	Javelin	<i>Centuri Retro Repro</i>
KV-20	Starfire	<i>Centuri Retro Repro</i>
KV-22	Recruiter Space Probe	<i>Centuri Retro Repro</i>
KV-27	Swift Boost Glider	<i>Centuri Retro Repro</i>
KV-29	Hydra VII	<i>Semroc Retro Repro</i>



KV-30	Astro-1	<i>Centuri Retro Repro</i>
KV-32	Marauder	<i>Centuri Retro Repro</i>
KV-33	Laser-X	<i>Centuri Retro Repro</i>
KV-34	Scrambler	<i>Estes Retro Repro</i>
KV-40	Centurion	<i>Centuri Retro Repro</i>
KV-42	Taurus Fleet Ship	<i>Centuri Retro Repro</i>
KV-43	Excaibur	<i>Centuri Retro Repro</i>
KV-44	Vector V	<i>Centuri Retro Repro</i>
KV-45	Blue Bird Zero	<i>Estes Retro Repro</i>
KV-51	Snipe Hunter	<i>Centuri Retro Repro</i>
KV-53	BatRoc	<i>Centuri Retro Repro</i>
KV-56	SLS Explorer	<i>Centuri Retro Repro, SLS</i>
KV-57	SLS Lil' Hustler	<i>Centuri Retro Repro, SLS</i>
KV-60	Defender Space Probe	<i>Centuri Retro Repro</i>
KV-64	Omega	<i>Estes Retro Repro</i>
KV-66	Orbital Transport	<i>Estes Retro Repro</i>
KV-69	Magnum Hornet	<i>Centuri Retro Repro</i>
KV-78	Starship Vega	<i>Estes Retro Repro</i>
KV-80	Goblin	<i>Estes Retro Repro</i>
KV-82	Moon Glo	<i>Rocket Development Retro Repro</i>
KV-86	Sprite	<i>Estes Retro Repro</i>
XCE-K17	SST Shuttle-1 xKit	<i>xKit, Centuri Retro Repro</i>
XES-K2	Mark xKit	<i>xKit, Estes Retro Repro</i>
XES-K9	SpaceMan	<i>xKit, Estes Retro Repro</i>
XES-K22	V2 xKit	<i>xKit</i>

Aerobee Hi (KV-2)



MODEL NAME: **Aerobee Hi** *Also known as:*

NUMBER: KV-2

Introduced:

Final Year:

Designer:

Type: Scale, Clone

Motor Mount: 1x18mm

Recovery: Parachute

Stages: 1

Length: 14.0" (35.6 cm)

Diameter: 0.825" (2.1 cm)

Span: 3.2" (8.1 cm)

Weight: 0.8 oz (22.7 g)

Mfg. Description: 1958 Retro Repro (Semroc 2012 Web Ad)

Editorial Note:

Catalog Liveries

Web Liveries



Face Card(s)

Instruction Header

Also of interest: Aerobee Sounding Rocket Family, MMI Aerobee Hi Family, Semroc MMI Retro Repro Family

2028



Arcas (KS-8)

MODEL NAME: **Arcas**

Also known as:

NUMBER: KS-8

Introduced: 2011

Final Year:

Designer:

Type: Scale

Motor Mount: 1x18mm

Recovery: Parachute

Stages: 1

Length: 30.4" (77.2 cm)

Diameter: 1.54" (3.9 cm)

Span: 5.0" (12.7 cm)

Weight: 2.4 oz (68.1 g)

Mfg. Description:

Editorial Note:

Catalog Liveries

Web Liveries



2012

Face Card(s)



Instruction Header



Also of interest: Arcas Sounding Rocket Family



Arcon (KV-7)

MODEL NAME: **Arcon**

Also known as:

NUMBER: KV-7

Introduced:

Final Year:

Designer:

Type: Scale, Clone

Motor Mount: 1x18mm

Recovery: Parachute

Stages: 1

Length: 20.0" (50.8 cm)

Diameter: 1.04" (2.6 cm)

Span: 4.8" (12.2 cm)

Weight: 1.25 oz (35.5 g)

Mfg. Description: 1962 Retro Repro (Semroc 2012 Web Ad)

Editorial Note:

Catalog Liveries

Web Liveries



2007



Face Card(s)



Instruction Header



Also of interest: Arcon Sounding Rocket Family, Semroc Centuri Retro Repro Family



Arcon-Hi (KV-15)

MODEL NAME: **Arcon-Hi**

Also known as:

NUMBER: KV-15

Introduced:

Final Year:

Designer:

Type: Scale, 2 Stage, Clone

Motor Mount: 1x18mm/1x18mm

Recovery: Tumble/Parachute

Stages: 2

Length: 23.0" (58.4 cm)

Diameter: 1.04" (2.6 cm)

Span: 6.9" (17.5 cm)

Weight: 1.9 oz (53.9 g)

Mfg. Description: 1965 Retro Repro (Semroc 2012 Web Ad)

Editorial Note:

Catalog Liveries

Web Liveries



2012

Face Card(s)



Instruction Header



Also of interest: Arcon Sounding Rocket Family, Semroc Centuri Retro Repro Fam-



Astro-1 (KV-30)

MODEL NAME: **Astro-1**

Also known as:

NUMBER: KV-30

Introduced:

Final Year:

Designer:

Type: Sport, Clone

Motor Mount: 1x18mm

Recovery: Parachute

Stages: 1

Length: 17.2" (43.8 cm)

Diameter: 1.04" (2.6 cm)

Span: 4.7" (12.0 cm)

Weight: 1.1 oz (31.2 g)

Mfg. Description: 1969 Retro Repro (Semroc 2011 Web Ad)

Web Liveries



2011



Face Card(s)



Also of interest: Centuri Astro-1 Family



Baby Orion (KA-31)

MODEL NAME: **Baby Orion**

Also known as:

NUMBER: KA-31

Introduced: 2011

Final Year:

Designer:

Type: Exotic, Downscale

Motor Mount: 1x13mm

Recovery: Parachute

Stages: 1

Length: 11.3" (28.7 cm)

Diameter: 1.04" (2.6 cm)

Span: 3.7" (9.4 cm)

Weight: 0.6 oz (17.3 g)

Mfg. Description:

Web Liveries



2011

Face Card(s)



Also of interest: Centuri Orion Family

BatRoc (KV-53)



MODEL NAME: **BatRoc**

Also known as:

NUMBER: KV-53

Introduced:

Final Year:

Designer: Ron Maggiano

Type: Sport/exotic/payload

Motor Mount: 1x18mm

Recovery: Parachute

Stages: 1

Length: 12.0" (30.5 cm)

Diameter: 0.759" (1.9 cm)

Span: 4.0" (10.2 cm)

Weight: 0.6 oz (17.0 g)

Mfg. Description:

Catalog Liveries

Web Liveries



2011



Face Card(s)



Also of interest: Centuri Batroc Family, Semroc Centuri Retro Repro Family

Blue Bird Zero (KV-45)



MODEL NAME: **Blue Bird Zero**

Also known as:

NUMBER: KV-45

Introduced:

Final Year:

Designer: Mike Dorffler, Carl McLawhorn

Type: Sport, Clone

Motor Mount: 1x28mm

Recovery: Parachute

Stages: 1

Length: 41.0" (104.1 cm)

Diameter: 1.325" (3.4 cm)

Span: 6.9" (17.5 cm)

Weight: 2.4 oz (68.1 g)

Mfg. Description: 1980 Retro Repro (Semroc 2013 Web Ad)

Editorial Note:

Catalog Liveries

Web Liveries



2013



Face Card(s)



Instruction Header



Also of interest: Estes Blue Bird Zero Family, Semroc Estes Retro Repro Family

Centaur (KV-12)



MODEL NAME: **Centaur**

Also known as:

NUMBER: KV-12

Introduced:

Final Year:

Designer: Lee Piester

Type: Sport

Motor Mount: 1x18mm/1x18mm

Recovery: Tumble/Parachute

Stages: 2

Length: 19.0" (48.3 cm)

Diameter: 1.34" (3.4 cm)

Span: 8.4" (21.3 cm)

Weight: 2.0 oz (55.8 g)

Mfg. Description:

Catalog Liveries

Web Liveries



2011



Face Card(s)



Also of interest: Centuri Centaur Family, Semroc Centuri Retro Repro Family

Centurion (KV-40)



MODEL NAME: **Centurion** *Also known as:*

NUMBER: KV-40

Introduced:

Final Year:

Designer: Reproduction of Centuri Centurion

Type: Sport

Motor Mount: 1x18mm

Recovery: Twin Parachutes

Stages: 1

Length: 25.7"

Diameter: 1.64"

Span: 6.3"

Weight: 2.1 oz.

Mfg. Description: 1970 Retro Repro

Catalog Liveries

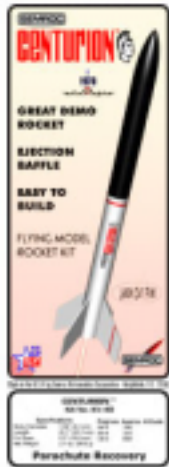
Web Liveries



2011



Face Card(s)



Also of interest: Centuri Centurion Family, Semroc Centuri Retro Repro Family

Defender Space Probe (KV-60)



MODEL NAME: **Defender Space Probe**

Also known as:

NUMBER: KV-60

Introduced:

Final Year:

Designer:

Type: Cluster/Sport/Payload

Motor Mount: 3x18mm

Recovery: Parachute

Stages: 1

Length: 22.4" (56.9 cm)

Diameter: 1.64" (4.2 cm)

Span: 5.4" (13.7 cm)

Weight: 2.0 oz (55.8 g)

Mfg. Description: 1967 Retro Repro (Semroc Web Ad)

Editorial Note:

Catalog Liveries

Web Liveries



2011



Excalibur (KV-43)



MODEL NAME: **Excaibur**

Also known as:

NUMBER:

Introduced: 2011

Final Year:

Designer:

Type: Sport

Motor Mount: 1x18mm

Recovery: Parachute

Stages: 1

Length: 26.0" (66.1 cm)

Diameter: 0.908" (2.3 cm)

Span: 5.2" (13.2 cm)

Weight: 1.3 oz (36.9 g)

Mfg. Description: 1972 Retro Repro (Semroc 2011 Web Ad)

Editorial Note:

Catalog Liveries

Web Liveries



2011



Face Card(s)



Also of interest: Centuri Excalibur Family, Semroc Centuri Retro Repro Family

Goblin (KV-80)



MODEL NAME: **Goblin** *Also known as:*

NUMBER: KV-80

Introduced:

Final Year:

Designer: Wayne Kellner

Type: Sport, Clone

Motor Mount: 1x24mm

Recovery: Streamer

Stages: 1

Length: 14.3" (36.3 cm)

Diameter: 1.325" (3.4 cm)

Span: 6.1" (15.5 cm)

Weight: 1.2 oz (34.1 g)

Mfg. Description: 1970 Retro Repro (Semroc 2011 Web Ad)

Web Liveries



2011

Face Card(s)



Also of interest: Estes Goblin Family



Golden Scout (KV-4)

MODEL NAME: **Golden Scout** *Also known as:*

NUMBER: KV-4

Introduced:

Final Year:

Designer: Vern Estes

Type: Sport, Clone

Motor Mount: 1x18mm

Recovery: Tumble

Stages: 1

Length: 7.1" (18.0 cm)

Diameter: 0.767" (1.9 cm)

Span: 2.7" (6.9 cm)

Weight: 0.28 oz (7.9 g)

Mfg. Description: 1960 Retro Repro (Semroc 2012 Web Ad)

Editorial Note:

Catalog Liveries

Web Liveries



2008



Face Card(s)



Instruction Header



Also of interest: Estes Scout Family, Semroc Estes Retro Repro Family



Hydra One (KA-18)

MODEL NAME: **Hydra One**

Also known as:

NUMBER: KA-18

Introduced: 2009

Final Year:

Designer: Carl McLawhorn

Type: Exotic, Downscale, Payload

Motor Mount: 1x18mm

Recovery: Parachute

Stages: 1

Length: 22.1" (56.1 cm)

Diameter: 1.17" (3.0 cm)

Span: 4.9" (12.5 cm)

Weight: 1.9 oz (53.9 g)

Mfg. Description:

Editorial Note:

Catalog Liveries

Web Liveries



2012

Face Card(s)



Instruction Header



Also of interest: Semroc Hydra VII Family



Hydra VII (KB-7)

MODEL NAME: **Hydra VII**

Also known as:

NUMBER: KB-7

Introduced: 1969

Final Year: 1971

Designer: Carl McLawhorn

Type: Exotic, Cluster, Payload

Motor Mount: 7x18mm

Recovery: Parachute

Stages: 1

Length:

Diameter:

Span:

Weight:



Mfg. Description: Great bird for advanced payloads. May be flown using 3 to 7 engines, with a maximum payload of up to 3 newtons. Recommended for the advanced modeler only. Engines not included. (Semroc 1970 Catalog)

Editorial Note:

Catalog Liveries



1970

Web Liveries

Face Card(s)

Instruction Header

Also of interest: Semroc Hydra VII Family

Hydra VII (KV-29)



MODEL NAME: **Hydra VII** *Also known as:*

NUMBER: KV-29

Introduced:

Final Year:

Designer: Carl McLawhorn

Type: Exotic, Cluster, Payload, Reissue

Motor Mount: 7x18mm

Recovery: Parachute

Stages: 1

Length: 30.5" (77.4 cm)

Diameter: 1.64" (4.2 cm)

Span: 6.9" (17.6 cm)

Weight: 5.2 oz (147.6 g)

Mfg. Description: 1969 Retro Repro (Semroc 2012 Web Ad)

Editorial Note:

Catalog Liveries

Web Liveries



2012



Face Card(s)



Instruction Header



Also of interest: Semroc Hydra VII Family, Semroc Retro Repro Marketing Family

I.Q.S.Y. Tomahawk (KD-2)



MODEL NAME: **I.Q.S.Y. Tomahawk** *Also known as:*

NUMBER: KD-2

Introduced: 2009

Final Year:

Designer:

Type: Scale

Motor Mount: 1x18mm

Recovery: Parachute

Stages: 1

Length: 19.8" (50.3 cm)


Diameter: 0.908" (2.3 cm)

Span: 3.7" (9.4 cm)

Weight: 1.2 oz (34.1 g)

Mfg. Description:


Web Liveries



2011



Face Card(s)



Also of interest: D Region Tomahawk Sounding Rocket Family, Semroc Deci Scale Family

Iris (KD-4)



MODEL NAME: **Iris**

Also known as:

NUMBER: KD-4

Introduced: 2009

Final Year:

Designer:

Type: Scale

Motor Mount: 1x18mm

Recovery: Parachute

Stages: 1

Length: 23.8" (60.4 cm)

Diameter: 1.17" (3.0 cm)

Span: 4.7" (11.9 cm)

Weight: 1.3 oz (36.9 g)

Mfg. Description:

Editorial Note:

Catalog Liveries

Web Liveries




2009



Face Card(s)



Instruction Header



Also of interest: IRIS Sounding Rocket Family, Semroc Deci Scale Marketing Family

Javelin (KV-16)



MODEL NAME: **Javelin**

Also known as:

NUMBER: KV-16

Introduced:

Final Year:

Designer:

Type: Sport

Motor Mount: 1x18mm

Recovery: Parachute

Stages: 1

Length: 12.7" (32.2 cm)

Diameter: 0.759" (1.9 cm)

Span: 3.8" (9.7 cm)

Weight: 0.6 oz (17.0 g)

Mfg. Description: 1965 Retro Repro (Semroc 2011 Web Ad)

Editorial Note:

Catalog Liveries

Web Liveries



2011



Face Card(s)



Also of interest: Centuri Javelin Family, Semroc Centuri Retro Repro Family

Laser-X (KV-33)



MODEL NAME: **Laser-X**

Also known as: Laser-X Space Probe

NUMBER: KV-33

Introduced:

Final Year:

Designer: Bill Blair

Type: Exotic, Clone

Motor Mount: 1x18mm

Recovery: Parachute

Stages: 1

Length: 21.5" (54.6 cm)

Diameter: 1.34" (3.4 cm)

Span: 7.0" (17.8 cm)

Weight: 1.8 oz (51.1 g)

Mfg. Description: 1968 Retro Repro (Semroc 2012 Web Ad)

Editorial Note:

Catalog Liveries

Web Liveries



2010



Face Card(s)



Instruction Header



Also of interest: Centuri Laser-X Family, Semroc Centuri Retro Repro Family

Launch Missile (KN-4)



MODEL NAME: **Launch Missile** *Also known as:* Launch

NUMBER: KN-4

Introduced: 2009

Final Year:

Designer:

Type: Sport

Motor Mount: 1x18mm

Recovery: Parachute

Stages: 1

Length: 16.0" (40.6 cm)

Diameter: 1.34" (3.4 cm)

Span: 5.3" (13.4 cm)

Weight: 1.0 oz (28.4 g)

Mfg. Description:

Editorial Note:

Catalog Liveries

Web Liveries



2013



Face Card(s)



Instruction Header



Also of interest:

Lil' Hercules (KV-14)



MODEL NAME: **Lil' Hercules** *Also known as: Lil' Herc*

NUMBER: KV-14

Introduced:

Final Year:

Designer:

Type: Sport

Motor Mount: 1x18mm

Recovery: Tumble

Stages: 1

Length: 6.5" (16.5 cm)

Diameter: 0.759" (1.9 cm)

Span: 3.4" (8.6 cm)

Weight: 0.3 oz (8.5 g)

Mfg. Description: 1965 Retro Repro (Semroc 2011 Web Ad)

Editorial Note:

Catalog Liveries

Web Liveries



2011



Face Card(s)



Also of interest: Centuri Lil' Hercules Family, Semroc Centuri Retro Repro Family

Little Joe II (KS-3)



MODEL NAME: **Little Joe II** *Also known as:*

NUMBER: KS-3

Introduced:

Final Year:

Designer:

Type: Scale

Motor Mount: 1x18mm

Recovery: Parachute

Stages: 1

Length: 14.6" (37.1 cm)

Diameter: 2.217" (5.6 cm)

Span: 4.9" (12.4 cm)

Weight: 1.5 oz (42.6 g)

Mfg. Description: 1968 Retro Repro (Semroc 2011 Web Ad)

Editorial Note:

Catalog Liveries

Web Liveries



2011



Face Card(s)



Also of interest: Little Joe II Launch Vehicle Family, Semroc Estes Retro Repro Family

Lune R-1 (KB-8)



MODEL NAME: **Lune R-1**

Also known as:

NUMBER: KB-8

Introduced: 1970

Final Year: 1971

Designer: Carl McLawhorn

Type: Sport

Motor Mount: 1x18mm

Recovery: Parachute

Stages: 1

Length:

Diameter:

Span:

Weight:



Mfg. Description: Great sport rocket! The LUNE R-1 is easy to build and fun to fly. The kit features simplicity in construction, parachute recovery, and streamlined designed. Capable of carrying small payloads in payload section. An ideal demonstration model, impressive in flight and recovery with large colorful chute. Complete with all parts and instructions but no engines. (Semroc 1970 Catalog)

Editorial Note:

Catalog Liveries



1970

Web Liveries

Face Card(s)

Instruction Header

Also of interest: Semroc Lune R-1 Family



Lune R-1 (KV-35)

MODEL NAME: **Lune R-1**

Also known as:

NUMBER: KV-35

Introduced:

Final Year:

Designer: Carl McLawhorn

Type: Sport

Motor Mount: 1x18mm

Recovery: Parachute

Stages: 1

Length: 23.3" (59.1 cm)

Diameter: 1.04" (2.6 cm)

Span: 4.0" (10.3 cm)

Weight: 1.4 oz (39.7 g)

Mfg. Description: 1970 Retro Repro (Semroc 2012 Web Ad)

Editorial Note:

Catalog Liveries

Web Liveries



2007

Face Card(s)



Instruction Header



Also of interest: Semroc Lune R-1 Family, Semroc Retro Repro Family



Magnum Hornet (KV-69)

MODEL NAME: **Magnum Hornet**

Also known as:

NUMBER: KV-69

Introduced:

Final Year:

Designer:

Type: Sport, Clone

Motor Mount: 1x24mm

Recovery: Parachute

Stages: 1

Length: 19.8" (50.3 cm)

Diameter: 1.325" (3.4 cm)

Span: 5.7" (14.5 cm)

Weight: 1.7 oz (48.2 g)

Mfg. Description: 1980 Retro Repro (Semroc 2011 Web Ad)

Catalog Liveries


Web Liveries



2011



Face Card(s)



Also of interest: Centuri Hornet Family, Semroc Centuri Retro Repro Family



Marauder (KV-32)

MODEL NAME: **Marauder** *Also known as:*

NUMBER: KV-32

Introduced:

Final Year:

Designer:

Type: Sport, 2 Stage, Payload

Motor Mount: 1x18mm/1x18mm

Recovery: Tumble/Parachute

Stages: 2

Length: 18.1" (46.0 cm)

Diameter: 0.908" (2.3 cm)

Span: 6.6" (16.8 cm)

Weight: 1.4 oz (39.7 g)

Mfg. Description: The original Centuri Marauder was released in the 1969 Centuri catalog. It was advertised as an ideal beginner multi-stage rocket using Centuri's "dual-lock" stage coupling, later known as the Pass-Port Staging System. It only had a three year production run, but is still remembered by many as their first two-stage rocket. It was released as #KC-45 and retailed for \$2.75.

 The Semroc Retro-Repro™ Centuri Marauder™ is very close to the original. The pre-printed fins are replaced with more convenient laser-cut fins. The original balsa nose cone is supplied instead of the later plastic nose cone. The original rubber shock cord is replaced with an elastic cord for longer life along with a Kevlar® cord for greater reliability and ease of mounting. (Semroc 2011 Web Ad)

Editorial Note:

Catalog Liveries

Web Liveries



2011

Face Card(s)



Also of interest: Centuri Marauder Family, Semroc Centuri Retro Repro Family



Mark xKit (XES-K2)

MODEL NAME: **Mark xKit** *Also known as: Mark*

NUMBER: XES-K2

Introduced:

Final Year:

Designer: G. Harry Stine

Type: Sport, Clone

Motor Mount: 1x18mm

Recovery: Streamer

Stages: 1

Length: 9.2" (23.4 cm)

Diameter: 0.767" (1.9 cm)

Span: 3.1" (7.9 cm)

Weight: 0.4 oz (11.3 g)

Mfg. Description: 1961 Retro Repro (Semroc 2012 Web Ad)

Editorial Note:

Catalog Liveries

Web Liveries



2012



Face Card(s)



Instruction Header

Also of interest: Estes Mark Family, Semroc Estes Retro Repro Family, Semroc xKit Family



Mark II (KV-1)

MODEL NAME: **Mark II**

Also known as:

NUMBER: KV-1

Introduced:

Final Year:

Designer: Orville Carlisle

Type: Sport, Clone

Motor Mount: 1x18mm

Recovery: Parachute

Stages: 1

Length: 9.5" (24.1 cm)

Diameter: 1.04" (2.6 cm)

Span: 4.4" (11.2 cm)

Weight: 1.0 oz (28.4 g)

Mfg. Description: 1957 Retro Repro (Semroc 2012 Web Ad)

Editorial Note:

Catalog Liveries

Web Liveries



2007



Face Card(s)



Instruction Header



Also of interest: Bal-Rock Roc-A-Chute Mark II Family, Semroc Bal-Rock Retro Repro Family



Micron (KV-8)

MODEL NAME: **Micron**

Also known as:

NUMBER: KV-8

Introduced:

Final Year:

Designer: Lee Piester

Type: Sport

Motor Mount: 1x18mm

Recovery: Streamer

Stages: 1

Length: 9.2" (23.4 cm)

Diameter: 0.759" (1.9 cm)

Span: 2.6" (6.6 cm)

Weight: 0.4 oz (11.3 g)

Mfg. Description: 1963 Retro Repro (Semroc 2011 Web Ad)

Editorial Note:

Catalog Liveries

Web Liveries



2007



2011



Face Card(s)



Also of interest: Centuri Micron Family, Semroc Centuri Retro Repro Family



Mini Explorer (KA-22)

MODEL NAME: **Mini Explorer**

Also known as:

NUMBER: KA-22

Introduced: 2010

Final Year:

Designer:

Type: Sport

Motor Mount: 1x18mm

Recovery: Parachute

Stages: 1

Length: 16.3" (41.4 cm)

Diameter: 1.04" (2.6 cm)

Span: 3.5" (8.9 cm)

Weight: 1.3 oz (36.9 g)

Mfg. Description:

Editorial Note:

Catalog Liveries

Web Liveries



2010



Face Card(s)



Also of interest: Centuri Explorer Family, Semroc Ready to Build Family



Mini Hustler (KA-20)

MODEL NAME: **Mini Hustler** *Also known as:*

NUMBER: KA-20

Introduced: 2010

Final Year:

Designer:

Type: Payload, Downscale

Motor Mount: 1x18mm

Recovery: Parachute

Stages: 1

Length: 22.7" (57.7 cm)

Diameter: 1.34" (3.4 cm)

Span: 6.8" (17.3 cm)

Weight: 1.9 oz (53.9 g)

Mfg. Description:

Editorial Note:

Catalog Liveries

Web Liveries



2012



Face Card



Instruction Header



Also of interest: Centuri Hustler Family



Moon Glo (KV-82)

MODEL NAME: **Moon Glo**

Also known as:

NUMBER: KV-82

Introduced:

Final Year:

Designer: Irv Wait, Carl McLawhorn

Type: Clone, Sport

Motor Mount: 1x18mm

Recovery: Streamer

Stages: 1

Length: 9.0" (22.9 cm)

Diameter: 0.736" (1.9 cm)

Span: 3.7" (9.4 cm)

Weight: 0.4 oz (11.3 g)

Mfg. Description: 1963 Retro Repro (Semroc 2013 Web Ad)

Editorial Note:

Catalog Liveries

Web Liveries



2013



Face Card(s)



Instruction Header



Also of interest: RDC Moon Glo Family, Semroc RDC Retro Repro Marketing Family



My Boid (KA-6)

MODEL NAME: **My Boid**

Also known as:

NUMBER: KA-6

Introduced: 2005

Final Year:

Designer: Carl McLawhorn

Type: Sport

Motor Mount: 1x18mm

Recovery: Streamer

Stages: 1

Length: Varies

Diameter: 0.908" (2.3 cm)

Span: Varies

Weight: Varies

Mfg. Description:

Editorial Note:

Catalog Liveries

Web Liveries



2009

Face Card(s)

Instruction Header

Also of interest:

Omega (KV-64)



MODEL NAME: **Omega**

Also known as:

NUMBER: KV-64

Introduced: 2012

Final Year:

Designer:

Type: 2 Stage, Clone

Motor Mount: 1x24mm/1x24mm

Recovery: Tumble/Parachute

Stages: 2

Length: 27.8" (70.6 cm)

Diameter: 1.84" (4.7 cm)

Span: 7.2" (18.3 cm)

Weight: 3.2 oz (90.8 g)

Mfg. Description: 1970 Retro Repro (Semroc 2012 Web Ad)

Editorial Note:

Catalog Liveries

Web Liveries



2012



Face Card(s)



Instruction Header



Also of interest: Estes Omega Family, Semroc Estes Retro Repro Family

Orbital Transport (KV-66)



MODEL NAME: **Orbital Transport** *Also known as:*

NUMBER: KV-66

Introduced:

Final Year:

Designer: Wayne Kellner

Type: Exotic, Boost Glider, Clone

Motor Mount: 1x18mm

Recovery: Glide/Parachute

Stages: 1

Length: 23.0" (58.4 cm)

Diameter: 0.976" (2.5 cm)

Span: 8.1" (20.6 cm)

Weight: 2.3 oz (65.3 g)

Mfg. Description: 1968 Retro Repro (Semroc 2012 Web Ad)

Editorial Note:

Catalog Liveries

Web Liveries



2012



Face Card(s)



Instruction Header



Also of interest: Estes Orbital Transport Family, Semroc Estes Retro Repro Family

Recruiter Space Probe (KV-22)



MODEL NAME: **Recruiter Space Probe**

Also known as: Recruiter

NUMBER: KV-22

Introduced:

Final Year:

Designer:

Type: Sport, Payload, Clone

Motor Mount: 1x18mm

Recovery: Parachute

Stages: 1

Length: 19.2" (48.8 cm)

Diameter: 1.34" (3.4 cm)

Span: 4.4" (11.2 cm)

Weight: 1.2 oz (34.1 g)

Mfg. Description: 1967 Retro Repro (Semroc 2012 Web Ad)

Editorial Note:

Catalog Liveries

Web Liveries



2007



Face Card(s)



Instruction Header



Also of interest: Centuri Recruiter Family, Semroc Centuri Retro Repro Family

Saturn 1B (KS-1)



MODEL NAME: **Saturn 1B**

Also known as:

NUMBER: KS-1

Introduced:

Final Year:

Designer:

Type: Scale

Motor Mount:

Recovery: Parachute

Stages: 1

Length: 37.0" (94.0 cm)

Diameter: 3.938" (10.0 cm)

Span: 8.2" (20.8 cm)

Weight: 9.9 oz (280.9 g)

Mfg. Description: 1967 Retro Repro (Semroc 2011 Web Ad)

Editorial Note:

Catalog Liveries

Web Liveries



2011

2098



Face Card(s)



Instruction Header



Also of interest: Saturn 1B Launch Vehicle Family, Semroc Estes Retro Repro Family

Scrambler (KV-34)



MODEL NAME: **Scrambler** *Also known as:*

NUMBER: KV-34

Introduced:

Final Year:

Designer: Bill Simon, Carl McLawhorn

Type: Clone, Payload, Egglofter, Cluster

Motor Mount: 3x18mm

Recovery: Parachute

Stages: 1

Length: 23.0" (58.4 cm)

Diameter: 1.796" (4.6 cm)

Span: 8.6" (21.8 cm)

Weight: 2.6 oz (73.8 g)

Mfg. Description: 1968 Retro Repro (Semroc 2013 Web Ad)

Editorial Note:

Catalog Liveries

Web Liveries



2013



Face Card(s)



Instruction Header



Also of interest: Estes Scrambler Family. Semroc Estes Retro Repro Family, Egglofter Family

SLS Aero Dart (KV-6)



MODEL NAME: **SLS Aero Dart**

Also known as:

NUMBER: KV-6

Introduced:

Final Year:

Designer: Lee Piester

Type: Sport

Motor Mount: 1x24mm or 1x29mm

Recovery: Parachute

Stages: 1

Length: 36.8" (93.5 cm)

Diameter: 1.84" (4.7 cm)

Span: 9.2" (23.4 cm)

Weight: 7.6 oz (215.7 g)

Mfg. Description:

Catalog Liveries

Web Liveries



2011



Face Card(s)



Also of interest: Centuri Aero-Dart Family, Semroc Centuri Retro Repro Family, Semroc SLS Family

SLS Arcas (KS-5)



MODEL NAME: **Arcas** *Also known as:*

NUMBER: KS-5

Introduced: 2007

Final Year:

Designer:

Type: Scale

Motor Mount:

Recovery: Parachute

Stages: 1

Length: 45.5" (115.6 cm)

Diameter: 2.25" (5.7 cm)

Span: 6.5" (16.5 cm)

Weight: 8.7 oz (246.9 g)

Mfg. Description:

Editorial Note:

Catalog Liveries

Web Liveries



2007



Face Card(s)



Instruction Header



Also of interest: Arcas Sounding Rocket Family, Semroc SLS Marketing Family

SLS Explorer (KV-56)



MODEL NAME: **SLS Explorer** *Also known as:*

NUMBER: KV-56

Introduced:

Final Year:

Designer: Lee Piester

Type: Sport

Motor Mount: 1x24mm

Recovery: Parachute

Stages: 1

Length: 28.7" (72.9 cm)

Diameter: 1.84" (4.7 cm)

Span: 6.3" (16.0 cm)

Weight: 5.8 oz (164.6 g)

Mfg. Description: 1967 Retro Repro (Semroc 2011 Web Ad)

Editorial Note:

Catalog Liveries

Web Liveries



2011



Face Card(s)



Also of interest: Centuri Explorer Family, Semroc SLS Family, Semroc Centuri Retro Repro Family

SLS Hustler (KV-11)



MODEL NAME: **SLS Hustler** *Also known as:*

NUMBER: KV-11

Introduced:

Final Year:

Designer: Lee Piester, Carl McLawhorn

Type: Payload, Clone

Motor Mount: 1x24mm

Recovery: Parachute

Stages: 1

Length: 39.7" (100.8 cm)

Diameter: 2.34" (5.9 cm)

Span: 11.8" (30.0 cm)

Weight: 9.0 oz (255.4 g)

Mfg. Description: 1965 Retro Repro (Semroc 2012 Web Ad)

Editorial Note:

Catalog Liveries

Web Liveries



2012



Face Card(s)



Instruction Header



Also of interest: Centuri Hustler Family, Semroc SLS Marketing Family, Semroc Centuri Retro
Repro Family

SLS Javelin (KLV-16)



MODEL NAME: **SLS Javelin** *Also known as:*

NUMBER: KLV-16

Introduced: 2004

Final Year:

Designer:

Type: Sport, Upscale

Motor Mount: 1x29mm

Recovery: Parachute

Stages: 1

Length: 22.3" (56.6 cm)

Diameter: 1.34" (3.4 cm)

Span: 6.7" (17.0 cm)

Weight: 3.3 oz (93.6 g)

Mfg. Description:

Editorial Note:

Catalog Liveries

Web Liveries



2012



Face Card(s)



Instruction Header



Also of interest: Centuri Javelin Family, Semroc SLS Marketing Family

SLS Laser-X (KLV-33)



MODEL NAME: **SLS Laser-X** *Also known as:*

NUMBER: KLV-33

Introduced: 2005

Final Year:

Designer:

Type: Exotic, Upscale

Motor Mount: 1x29mm

Recovery: Parachute

Stages: 1

Length: 38.3" (97.3 cm)

Diameter: 2.34" (5.9 cm)

Span: 12.3" (31.2 cm)

Weight: 7.9 oz (224.2 g)

Mfg. Description:

Editorial Note:

Catalog Liveries

Web Liveries



2007



Face Card(s)



Instruction Header



Also of interest: Centuri Laser-X Family, Semroc SLS Marketing Family

SLS Lil' Hustler (KV-57)



MODEL NAME: **SLS Lil' Hustler**

Also known as:

NUMBER: KV-57

Introduced:

Final Year:

Designer: Lee Piester, Carl McLawhorn

Type: Payload, Clone

Motor Mount: 1x24mm

Recovery: Parachute

Stages: 1

Length: 29.8" (75.7 cm)

Diameter: 1.84" (4.7 cm)

Span: 8.7" (22.1 cm)

Weight: 6.0 oz (170.2 g)

Mfg. Description: 1967 Retro Repro (Semroc 2012 Web Ad)

Editorial Note:

Catalog Liveries

Web Liveries



2012



Face Card(s)



Instruction Header



Also of interest: Centuri Hustler Family, Semroc SLS Marketing Family, Semroc Centuri Retro
Repro Family

Snipe Hunter (KV-51)



MODEL NAME: **Snipe Hunter** *Also known as:*

NUMBER: KV-51

Introduced:

Final Year:

Designer:

Type: Payload

Motor Mount: 1x18mm

Recovery: Parachute

Stages: 1

Length: 12.1" (30.7 cm)

Diameter: 0.908" (2.3 cm)

Span: 3.6" (9.2 cm)

Weight: 0.5 oz (14.2 g)

Mfg. Description: 1967 Retro Repro (Semroc 2011 Web Ad)

Editorial Note:

Catalog Liveries

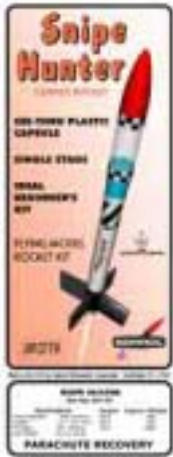
Web Liveries



2011



Face Card(s)



Instruction Header



Also of interest: Centuri Snipe Hunter Family, Semroc Centuri Retro Repro Family

SpaceMan xKit (XES-K9)



MODEL NAME: **SpaceMan**

Also known as: SpaceMan xKit

NUMBER: XES-K9

Introduced:

Final Year:

Designer: Vern Estes, Carl McLawhorn

Type: Oddroc, Clone

Motor Mount: 1x18mm

Recovery: Featherweight

Stages: 1

Length: 9.2" (23.4 cm)

Diameter: 0.736" (1.9 cm)

Span: 3.1" (7.9 cm)

Weight: 0.4 oz

Mfg. Description: 1961 Retro Repro (Semroc 2012 Web Ad)

Editorial Note:

Catalog Liveries

Web Liveries



2011

Face Card(s)

Instruction Header

Also of interest: Estes Spaceman Family, Semroc Estes Retro Repro Marketing Family, Semroc xKit Marketing Family



Sprite (KV-86)

MODEL NAME: **Sprite** *Also known as:*

NUMBER: KV-86

Introduced: 2012

Final Year:

Designer:

Type: Clone

Motor Mount: 1x18mm (with 13mm adapter)

Recovery: Tumble

Stages: 1

Length: 5.4" (13.9 cm)

Diameter: 0.759" (1.9 cm)

Span: 2.5" (6.4 cm)

Weight: 0.4 oz (11.3 g)

Mfg. Description: 1964 Retro Repro (Semroc 2012 Web Ad)

Editorial Note:

Catalog Liveries

Web Liveries



2012



Face Card(s)



Instruction Header



Also of interest: Estes Sprite Family, Semroc Estes Retro Repro Family



SST Shuttle-1 xKit (XCE-K17)

MODEL NAME: **SST Shuttle-1 xKit**

Also known as:

NUMBER: XCE-K17

Introduced:

Final Year:

Designer:

Type: Boost Glider, Exotic

Motor Mount: 1x18mm

Recovery: Glide/Parachute

Stages: 1

Length: 24.4" (62.0 cm)

Diameter: 1.04" (2.6 cm)

Span: 7.2" (18.3 cm)

Weight: 3.1 oz (88.0 g)

Mfg. Description: 1971 Retro Repro (Semroc 2011 Web Ad)

Editorial Note:

Catalog Liveries

Web Liveries



2011



Face Card(s)



Instruction Header

This kit does not provide instructions and instead relies on the downloading of the old Centuri instruction.

Also of interest: Centuri SST Shuttle 1 Family, Semroc Centuri Retro Repro Family, Semroc xKit Family



Starfire (KV-20)

MODEL NAME: **Starfire**

Also known as:

NUMBER: KV-10

Introduced:

Final Year:

Designer: Lee Piester

Type: Sport, Competition

Motor Mount: 1x18mm

Recovery: Parachute

Stages: 1

Length: 15.6" (39.6 cm)

Diameter: 0.908" (2.3 cm)

Span: 4.1" (10.5 cm)

Weight: 0.8 oz (22.7 g)

Mfg. Description: 1966 Retro Repro (Semroc 2011 Web Ad)

Editorial Note:

Catalog Liveries

Web Liveries



2011



Face Card(s)



Instruction Header



Also of interest: Centuri Starfire Family, Semroc Centuri Retro Repro Family, Parachute Duration Family



Starship Vega (KV-78)

MODEL NAME: **Starship Vega** *Also known as:*

NUMBER: KV-78

Introduced: 2012

Final Year:

Designer: Wayne Kellner

Type: Exotic, Clone

Motor Mount: 1x18mm

Recovery: Parachute

Stages: 1

Length: 20.4"

Diameter: 0.976"

Span: 9.0"

Weight: 1.3 oz

Mfg. Description: 1971 Retro Repro

Editorial Note:

Catalog Liveries

Web Liveries



2012



Face Card(s)



Instruction Header



Also of interest: Estes Starship Vega Family, Semroc Estes Retro Repro Family



Start (KA-25)

MODEL NAME: **Start**

Also known as:

NUMBER: KA-25

Introduced: 2010

Final Year:

Designer:

Type: Sport, Clone

Motor Mount: 1x18mm

Recovery: Parachute

Stages: 1

Length: 13.0" (33.0 cm)

Diameter: 1.04" (2.6 cm)

Span: 4.2" (10.7 cm)

Weight: 1.2 oz (34.1 g)

Mfg. Description:

Web Liveries



2010



Face Card(s)



Also of interest: Estes Alpha Family



Swift Boost Glider (KV-27)

MODEL NAME: **Swift Boost Glider**

Also known as: Swift BG

NUMBER:

Introduced: 2010

Final Year:

Designer: Lee Piester

Type: Boost Glider

Motor Mount: 1x18mm

Recovery: Tumble/Glide

Stages: 1

Length: 16.5" (41.9 cm)

Diameter: 0.759" (1.9 cm)

Span: 11.8" (30.0 cm)

Weight: 1.0 oz (28.4 g)

Mfg. Description: 1969 Retro Repro (Semroc 2011 Web Ad)

Editorial Note:

Web Liveries



2011

Face Card(s)

Instruction Header

Also of interest: Centuri Swift Family, Semroc Centuri Retro Repro Family

Tau Zero (KN-2)



MODEL NAME: **Tau Zero**

Also known as:

NUMBER: KN-2

Introduced: 2008

Final Year:

Designer: Jay "Centuri Guy" Goemmer

Type: Exotic

Motor Mount: 1x18mm

Recovery: Parachute

Stages: 1

Length: 16.0" (40.6 cm)

Diameter: 0.759" (1.9 cm)

Span: 5.3" (13.4 cm)

Weight: 1.0 oz (28.4 g)

Mfg. Description: The Tau Zero™ is the first original Semroc kit to be designed by Jay "Centuri Guy" Goemmer of Twin Falls, Idaho, who says he's "an incurable Semroc fan." Released in 2008, the Tau Zero combines an unusually-shaped nose cone, forward-swept outer fins, and an unexpected ring fin. These features add up to a futuristic sport rocket with some minor building challenges for the intermediate rocketeer. The Tau Zero kit is rated a Skill Level 2 for construction, or as much as a Skill Level 3, depending on the complexity of your chosen paint scheme. The phrase "Tau Zero" is borrowed from the 1970 Poul Anderson novel of the same name. (Semroc 2012 Web Ad)

Editorial Note:

Catalog Liveries

Web Liveries



2008



Face Card(s)



Instruction Header



Also of interest:

Taurus Fleet Ship (KV-42)



MODEL NAME: **Taurus Fleet Ship** *Also known as:*

NUMBER: KV-42

Introduced:

Final Year:

Designer:

Type: Exotic, Clone

Motor Mount: 1x18mm

Recovery: Parachute

Stages: 1

Length: 23.5" (59.7 cm)

Diameter: 1.34" (3.4 cm)

Span: 6.6" (16.8 cm)

Weight: 1.8 oz (51.1 g)

Mfg. Description: 1972 Retro Repro (Semroc 2011 Web Ad)

Editorial Note:

Catalog Liveries

Web Liveries



2011



Face Card(s)



Instruction Header



Also of interest: Centuri Taurus Fleet Ship Family, Semroc Centuri Retro Repro Family

Texas Fire Fly (KA-8)



MODEL NAME: **Texas Fire Fly**

Also known as:

NUMBER: KA-8

Introduced: 2005

Final Year:

Designer:

Type: Sport

Motor Mount: 1x18mm/1x18mm

Recovery: Tumble/Parachute

Stages: 2

Length: 14.3" (36.3 cm)

Diameter: 1.34" (3.4 cm)

Span: 7.2" (18.3 cm)

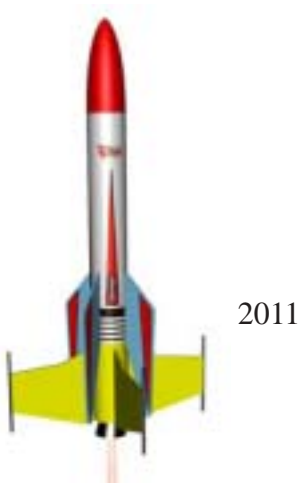
Weight: 2.1 oz (59.6 g)

Mfg. Description:

Editorial Note:


Catalog Liveries

Web Liveries





Face Card(s)



Also of interest: Centuri Firefly Family

ThunderBee (KA-1)



MODEL NAME: **ThunderBee** *Also known as:*

NUMBER: KA-1

Introduced: 2004

Final Year:

Designer:

Type: Sport

Motor Mount: 1x13mm

Recovery: Streamer

Stages: 1

Length: 14.7" (37.5 cm)

Diameter: 0.543" (1.4 cm)

Span: 3.3" (8.5 cm)

Weight: 0.3 oz (8.5 g)

Mfg. Description:

Editorial Note:

Catalog Liveries

Web Liveries



2011



Face Card(s)



Instruction Header



Also of interest: Centuri Thunder Roc Family

ThunderChief (KA-7)



MODEL NAME: **ThunderChief**

Also known as:

NUMBER: KA-7

Introduced: 2009

Final Year:

Designer:

Type: Sport

Motor Mount: 1x18mm

Recovery: Parachute

Stages: 1

Length: 31.9" (81.0 cm)

Diameter: 0.908" (2.3 cm)

Span: 6.1" (22.6 cm)

Weight: 2.1 oz (59.6 g)

Mfg. Description:

Editorial Note:

Catalog Liveries

Web Liveries



2011



Face Card(s)



Instruction Header



Also of interest: Centuri Thunder Roc Family

ThunderStrike (KA-16)



MODEL NAME: **ThunderStrike**

Also known as:

NUMBER: KA-16

Introduced: 2009

Final Year:

Designer:

Type: Sport

Motor Mount: 1x24mm

Recovery: Parachute

Stages: 1

Length: 50.7" (128.8 cm)

Diameter: 1.34" (3.4 cm)

Span: 8.9" (22.6 cm)

Weight: 3.4 oz (96.5 g)

Mfg. Description:

Editorial Note:

Catalog Liveries

Web Liveries



2011



Face Card(s)



Instruction Header



Also of interest: Centuri Thunder Roc Family

V-2 xKit (XES-K22)



MODEL NAME: **V-2 xKit**

Also known as:

NUMBER: XES-K22

Introduced:

Final Year:

Designer:

Type: Scale, Clone

Motor Mount: 1x18mm

Recovery: Parachute

Stages: 1

Length: 11.4" (29.0 cm)

Diameter: 1.325" (3.4 cm)

Span: 4.0" (10.2 cm)

Weight: 3.7 oz/105 gm

Mfg. Description: The V-2 was introduced in 1965 in the Estes® 1966 Catalog. Based on the German A-4/V-2 designed in the 1940's as a military missile, the Estes® V-2 was one of their first scale models. The V-2 was able to be built as a scale model or semi-scale model with larger fins for better stability. For many early rocket-eers, the V-2 was their first scale model. The V-2 was Estes® #K-22 and the original kit sold for \$1.75.

The Semroc V-2 xKit™ is updated by using laser-cut fins including both the scale and semi-scale parts. The original balsa nose cone and boat tail dimensions and the original body tube sizes are used. A larger washer weight is provided for the semi-scale version.

Plans are not provided in this kit but they are avail-able are online at

<http://www.dars.org/jimz/k-22.htm>

thanks to the tireless efforts of Jim Zalewski and the generosity of Estes Industries in allowing him to help preserve the past. (Semroc 2011 Web Ad)

Web Liveries



2011

2 1 4 2



Face Card(s)



Also of interest: All V-2 families, Semroc xKit Family

Vector V (KV-44)



MODEL NAME: Vector V

Also known as:

NUMBER:

Introduced:

Final Year:

Designer:

Type: Sport

Motor Mount: 1x18mm

Recovery: Parachute

Stages: 1

Length: 12.6" (32.0 cm)

Diameter: 1.34" (3.4 cm)

Span: 3.3" (8.4 cm)

Weight: 0.9 oz (25.5 g)

Mfg. Description: 1972 Retro Repro (Semroc 2011 Web Ad)

Editorial Note:

Catalog Liveries

Web Liveries



2011



Face Card(s)



Instruction Header



Also of interest: Centuri Vector V Family, Semroc Centuri Retro Repro Family

Vega (KB-5)



MODEL NAME: **Vega**

Also known as:

NUMBER: KB-5

Introduced: 1968

Final Year: 1971

Designer: Carl McLawhorn

Type: Sport

Motor Mount: 1x18mm

Recovery: Parachute

Stages: 1

Length:

Diameter:

Span:

Weight:

Mfg. Description:

Editorial Note:



Catalog Liveries

Web Liveries

Face Card(s)

Instruction Header

Also of interest: Semroc Vega Family



Vega (KV-25)

MODEL NAME: **Vega**

Also known as:

NUMBER: KV-25

Introduced:

Final Year:

Designer: Carl McLawhorn

Type: Sport, Clone

Motor Mount: 1x18mm

Recovery: Parachute

Stages: 1

Length: 23.4" (59.4 cm)

Diameter: 1.64" (4.2 cm)

Span: 5.5" (14.0 cm)

Weight: 2.1 oz (59.6 g)

Mfg. Description: 1969 Retro Repro (Semroc 2013 Web Ad)

Editorial Note:

Catalog Liveries

Web Liveries



2013



Face Card(s)



Instruction Header



Also of interest: Semroc Vega Family, Semroc Retro Repro Marketing Family



VF-261 (KA-10)

MODEL NAME: **VF-261**

Also known as:

NUMBER: KA-10

Introduced: 2007

Final Year:

Designer: Vern Estes, Carl McLawhorn

Type: Sport, Retro

Motor Mount: 1x18mm

Recovery: Parachute

Stages: 1

Length: 11.1" (28.2 cm)

Diameter: 1.325" (3.4 cm)

Span: 5.5" (14.0 cm)


Weight: 1.6 oz (45.4 g)

Mfg. Description:

Editorial Note:

Catalog Liveries

Web Liveries



2007

Face Card(s)



Instruction Header



Also of interest:



Sheri's Hot Rockets (SHR)

<http://www.cjsaviation.com/>



Master List for **SHR** by Name

Gemini Titan
Mercury Redstone



Gemini Titan

MODEL NAME: **Gemini Titan**

Also known as:

NUMBER:

Introduced:

Final Year:

Designer:

Type: Scale

Motor Mount: 2x29mm

Recovery: Parachute

Stages: 1

Length:

Diameter:

Span:

Weight:

Mfg. Description: If you have been looking for a large scale detailed medium/high powered gemini titan kit then this is for you.!!

This kit has numerous outstanding features: Lots of prefab parts make this kit an easy quick build:

1. 2 piece solid resin capsule
 2. 1/8 inch thick walled heavy duty main body tube
 3. Precut glassine 29 mm heavy duty high quality motor tubes-2
 4. 1/4 inch birch ply cnc cut centering rings
 5. Cnc cut 1/8 inch clear lexan fins that simply slide in and bolt on.
 6. Lightweight machined aluminum nozzles!!! Nozzles stay on for flight and act as positive motor retention.
 7. Large vinyl wrap for main body graphics
 8. Waterslide decals for gemini capsule
 9. Full size plans and comprehensive construction and flying manual.
 10. Proven design with numerous hours of designing and flight testing.
 11. Design to fly on "g" size motors such as the g-80-4t by aerotech. No certifications or permits required to purchase.
- Readily available on line.
12. Model reaches altitude of 550-600 feet on 2 g80-4t motors!!!!
 13. No other kit offers these custom features.
 14. Overall height is almost 53 inches (SHR 2011 Web Ad)

Web Liveries



2011

Also of interest: Gemini Titan Launch Vehicle Family

Mercury Redstone



MODEL NAME: **Mercury Redstone** *Also known as:*

NUMBER:

Introduced:

Final Year:

Designer:

Type: Scale

Motor Mount: 1x29mm

Recovery: Parachute

Stages: 1

Length:

Diameter: 3"

Span:

Weight:

Mfg. Description: THIS KIT HAS SOME GREAT FEATURES:

1. CNC CUT FINS AND CENTERING RINGS
2. LARGE MULTICOLORED VINYL WRAP FOR BOOSTER MARKINGS
3. WATERSLIDE DECALS FOR BOTH CAPSULE VERSIONS "LIBERTY BELL 7 AND FREEDOM 7" BY SPACE MODEL SYSTEMS. THE SAME DECALS AS PROVIDED FOR THE GREAT ATOMIC CITY 1/12 MERCURY CAPSULE KIT RESCALED TO 1/24 SCALE. ALSO INCLUDES EXTENSIVE DETAILED PLACEMENT INSTRUCTIONS WITH ALL KNOWN CAPSULE MARKINGS..
4. PRECUT WHITE VINYL COATED 3" WIDE MAIN BODY TUBE
5. RESIN CAPSULE AND ESCAPE TOWER NOZZLES. EASY TO CONSTRUCT TOWER.
6. FINS ARE PLYWOOD WITH A STYRENE VENEER FOR ADDED SCALE REALISM.
7. DESIGNED TO FLY ON 29MM DIAMETER MEDIUM POWERED MOTORS SUCH AS THE AEROTECH G77R-4T. REACHES ALTITUDE OF 700-800 FEET!
8. KIT DOES NOT INCLUDE PARACHUTE, BUT RECOMMENDED CHUTE IS ONE 36 INCH DIAMETER NYLON CHUTE
9. LIFT OFF WEIGHT IS SLIGHTLY OVER 2 POUNDS.
10. MODEL STANDS OVER 40 INCHES TALL (SHR 2011 Web Ad)

Editorial Note:

Catalog Liveries



Web Liveries



2011


Face Card(s)

Also of interest: Mercury Redstone Launch Vehicle Family



Shrox Industria

<http://www.shrox.com/>





Master List for **Shrox Industria** by Name

Alien 8
Alien8
Hyperion
Icarus
Orion
SHX-15
SHX-15B
SHX-15D

Alien 8



MODEL NAME: **Alien 8**

Also known as:

NUMBER:

Introduced:

Final Year:

Designer: Shrox

Type: Exotic

Motor Mount: 1x24mm

Recovery:

Stages: 1

Length: 3' 7.5"

Diameter: 1.3"

Span: 13.5"

Weight:

Mfg. Description:

Editorial Note:



Catalog Liveries

Web Liveries



1999

Face Card(s)

Instruction Header

Also of interest: Shrox Alien 8 Family



Alien8

MODEL NAME: **Alien8** *Also known as:*

NUMBER:

Introduced: 2002

Final Year:

Designer: Shrox

Type: Exotic

Motor Mount: 1x18mm

Recovery:

Stages: 1

Length: 3' 7.5"

Diameter: 0.976"

Span: 10"

Weight:



Mfg. Description: No significant text in 2002 Web Ad

=====

A lean mean, eater of human spleens the Alien8 is sure to frighten the masses at your next launch! (Shrox 2003 Web Ad)

Editorial Note:

Catalog Liveries

Web Liveries



2002



2003

Face Card(s)

Instruction Header

Also of interest: Shrox Alien 8 Family

Hyperion



MODEL NAME: **Hyperion**

Also known as:

NUMBER:

Introduced:

Final Year:

Designer: Shrox

Type: Exotic

Motor Mount: 1x24mm

Recovery:

Stages: 1

Length: 3' 7.5"

Diameter: 1.33"

Span: 13.5"

Weight:

Mfg. Description:

Editorial Note:



Catalog Liveries

Web Liveries



1999

Face Card(s)

Instruction Header

Also of interest:

2160



Icarus

MODEL NAME: **Icarus**

Also known as:

NUMBER:

Introduced:

Final Year:

Designer: Shrox

Type: Exotic

Motor Mount: 1x18mm

Recovery: Parachute

Stages: 1

Length: 28"

Diameter: 1.325"

Span: 8"

Weight:

Mfg. Description:

Editorial Note:

Out
Of
Production

Catalog Liveries

Web Liveries



Face Card(s)

Instruction Header

Also of interest:

Orion



MODEL NAME: **Orion**

Also known as:

NUMBER:

Introduced:

Final Year:

Designer: Shrox

Type: Exotic

Motor Mount:

Recovery:

Stages: 1

Length:

Diameter:

Span:

Weight:

Mfg. Description:

Editorial Note:



Catalog Liveries

Web Liveries

Face Card(s)

Instruction Header

Also of interest: Shrox Orion Family



SHX-15

MODEL NAME: **SHX-15**

Also known as:

NUMBER:

Introduced:

Final Year:

Designer: Shrox

Type: Pseudo-Scale

Motor Mount: 1x18mm or 1x24mm

Recovery: Parachute

Stages: 1

Length: 19"

Diameter: 1.33"

Span: 9.2"

Weight:



Mfg. Description: Reminiscent of the sleek shapes that boomed over the American southwest in the 1960's. Such a treat! (Shrox 2003 Web Ad)

Editorial Note: Early ads show an 18mm motor mount while the latest shows a 24mm mount. All other dimensions are otherwise the same.

Catalog Liveries

Web Liveries



1999



2002



2003

Face Card(s)

Instruction Header

Also of interest: (North American) X-15 Family, Shrox SHX-15 Family

SHX-15B



MODEL NAME: **SHX-15B**

Also known as:

NUMBER:

Introduced: 2004

Final Year:

Designer: Shrox

Type: Pseudo-Scale

Motor Mount: 1x24mm

Recovery: Parachute

Stages: 1

Length: 28.5"

Diameter: 2.217"

Span: 12.5"

Weight: 8 oz



Mfg. Description: Reminiscent of the exciting X-planes that boomed over the American southwest in the 1960's, the SHX-15B is one sweet ride. This kit features a wrap over shroud that gives the model an added scale appearance, but it can be built without it. Such a treat! (Shrox 2004 Web Ad)

Editorial Note:

Catalog Liveries

Web Liveries



2004

Face Card(s)

Instruction Header

Also of interest: (North American) X-15 Family, Shrox SHX-15 Family



SHX-15D

MODEL NAME: **SHX-15D**

Also known as:

NUMBER:

Introduced:

Final Year:

Designer: Shrox

Type: Pseudo-Scale

Motor Mount: 1x24mm

Recovery: Parachute

Stages: 1

Length:

Diameter:

Span:

Weight:

Mfg. Description:

Editorial Note: Little is known of this rocket. All references come 2nd hand or more removed. A single example is known as a clone using extrapolated data.

Catalog Liveries

Web Liveries



Unknown Provenance

Face Card(s)

Instruction Header

Also of interest: (North American) X-15 Family, Shrox SHX-15 Family





Sirius Rocketry

Sirius Rocketry, LLC
1549 Collins Street
Neenah, Wisconsin 54956

E-Mail: siriusrocketry@siriusrocketry.com

<http://www.siriusrocketry.com/>



About Sirius

About us....

Sirius Rocketry is dedicated to preserving some of the legacy of hobby rocketry, those days when kits were something more beautiful than three-fins-and-a-nosecone, and were finished works of art one could be proud to fly. Hand-crafted kits with lots of parts, beautiful and imaginative decals, and the imagination for a wonderful future in space!

I also love the things I saw when I watched the moon landing in 1969, and my late father (James F. Miller, THANK you dad!) brought home an issue of George Flynn's "Model Rocketry" magazine for me to droooooool over. I still prize that issue near and dear to my heart, as well as the ones he brought home for me in the months after! That is where I started, got hooked, and have been a rocket flier ever since. Guess that makes this year my 41st anniversary involved with model rocketry!

I remember these things: Estes classic kits, Centuri, Enerjet, FSI, MRC, AVI, Enerjet, Enerjet, the original Semroc (Now revived years later!) Space Age Industries (SAI), CMR (Competition Model Rockets), MPC, (remember G. Harry's Miniroc?) and more...that was the start of rocketry for Dave, and funny, but the 40th anniversary of the moon landing was also the 40th anniversary of my involvement with the hobby. My wife has joined me in the business with the same passion, and folks look forward to seeing Evie at rocketry events and she is part of the larger rocketry family...Pretty cool! Plus, since the hobby is supposed to be fun, we have the cream of the crop in fun kits, accessories, and items meant to give you the quality experience hobby rocketry should be! When we carry other manufacturers, like Flis Kits, or Semroc we carry those kits because they share the same passion, and I tip my hat to them! Often since the hobby is not only "serious," but is supposed to be FUN, you'll find a little humor here and there injected into the website....hope you are not offended.... so surf the website, have a little fun, explore, dream, order, and FLY! And for our secure online store click the Online Store link to the left. And for more about us, click [HERE](#), and for the latest kit and product news, click [HERE](#).

Thanks Dad for brining that magazine home for me!

Dave

About Sirius Rocketry

One of the things that Evie and I decided with Sirius Rocketry being a small business, was that because we were, we would also support other small businesses, so that they can grow as we grow. Many "mom and pop" and small shops pop up around the

country, and face it, it is hard to start a business these days, and we try to support other small businesses in every way we can! That is why in all our sourcing, outside work, and contract work, we try to work with as many smaller businesses as we can. We also want to help smaller kit manufacturers that do not have a wide venue to market their kits in, to market to a wider audience. Sirius kits are made with love, with components sourced from small and family businesses, and are put together with a whole lot of love for the hobby. When you buy a Sirius Rocketry kit, you are not only getting a great kit, but you are supporting all the small businesses that we also request services from. Other lines that we carry, Semroc, FlisKits and Top Flight Recovery as just a few examples, are also small businesses that are growing with your support, and have been a great source of innovative products made out of a LOVE for the hobby.

When we do carry a "large manufacturer," we carry what we think is cool, but not always the entire line (although we can special order items from the manufacturers we carry for you if you need something specific). Our Estes kits are hand-selected with the cool factor and the building experience in mind, and because "WE LOVE SCALE" (sm), but we do not intend on carrying the entire line, you can find that in any old hobby shop. We look at the kind of kits we carry with the attitude of what a BAR might want, or someone who wants a satisfying build, or something just a little bit more than three fins and a nosecone. Sirius Rocketry is a reflection of what I love about the hobby, and thus a lot of the products we carry are based on what excites us about the sport. We like competition, we like high power, we like scale, we like futuristic designs, we like good decal sets, we like a satisfying build, and so on. And we like supporting all those small businesses that have that same kind of love for the hobby. With the economy the way it is especially right now, when you order from Sirius Rocketry, you keep all these great manufacturers and kits coming!

We are small business, and just about everyone we work with is small business, and as we grow, they grow, and vice-versa. We love this hobby, and hope to be around for a long long time!

We also do custom work for other rocketry companies. If you are a small rocketry company looking for services, contact us to discuss what we can do.

Something not so serious about Sirius.....and the pronunciation...

Serious...or is that Sirius (they are pronounced the same way) humor (and because we love British comedies, humour too....) about us....me, well, me and my wife....well, the company, cuz that is what we are....

How do you pronounce that thing? Syrus? Supliferous?

Seer-ee-iss. Like the word serious. Seriously.

Now for the education, amateur astronomers that have a telescope already know this, but I don't have a telescope and you probably do not either....

Sirius: pronounced as "serious." The dog star. Other names: Canicula (--No, Canicula Rocketry did not work in 1998, besides it had a wierd and pretty warped Roman feel to it if you know what I mean!) and Aschere (which sounded like the forces ripping off fins at Mach speed...) Brightest star in the sky after the Sun. Over 20 times brighter than the sun, and twice as massive. Not the closest star to us, but only a short 8.6 light years away. What is the closest star? It is Proxima Centauri, the nearest member of the Alpha Centauri triple star system. Light takes only 4.22 years to reach us from Proxima Centauri. In the constellation Canis Major. But that sounded too much like an old model rocket company! (old-timers know who I am talking about) Back to being "serious"... The star Sirius-- Absolute Magnitude 1.4. Translated as "scorching" (Something one would not really want to do with a model or high-power rocket!) A name for Satellite Radio (used to work in radio but finally got out myself!)

Actually Sirius just played right in with our slogan, and happened to be a celestial object....thus the solar/star theme in our logo, taken from the viewpoint of the setting sun from a satellite planet of Sirius.

Gotta be serious about rocketry (like I have been for 40+ years) to be here in the first place, after all we are: Sirius Rocketry "For the Serious Rocketeer"

See how that works? :-)

(woof)

How many channels do we have? None. No music here. Unless you love the sound of BP and AP roaring in the morning!

I LOVE that sound! Plus there is no comparison to sniffing spent BP motors...AP just is not quite the same..... :-)

And I DO NOT fix broken radio transmitters anymore! :-)

(Company Web Statement 2013)



Master List for **Sirius Rocketry** by Name

Interrogator	S-0011
Interrogator G	S-0015
Mid-Power Interrogator	S-0012



Master List for **Sirius Rocketry** by *Number*

S-0011	Interrogator
S-0012	Mid-Power Interrogator
S-0015	Interrogator G

Interrogator (S-0011)



MODEL NAME: **Interrogator** *Also known as:*

NUMBER: S-0011

Introduced:

Final Year:

Designer:

Type: Exotic

Motor Mount: 1x18mm

Recovery: Parachute

Stages: 1

Length: 19.9"

Diameter: 1.325"

Span:

Weight: 2.2 oz

Mfg. Description: Near Space Fighter

The Interrogator Near-Space Fighter is here! The latest kit in the Sirius Rocketry line is an original and unique model that also pays just a teeny bit of homage in subtle ways to some of those old classic space fighter plane designs. Featuring a unique slung fin design and interesting lines, the Interrogator also uses some unique building methods to simplify construction, add strength and make finishing easier. The Interrogator will not only look great and fly high, but may teach a new skill or two that you can add to your rocketry-building arsenal! Also, since the "detail is in the decals", the Interrogator includes LOTS of full-color waterslide decals to make the Interrogator another Sirius Rocketry signature kit! (Sirius 2013 Web Ad)

Editorial Note:

Catalog Liveries

Web Liveries



2007



Face Card(s)

Instruction Header

Also of interest: Sirius Interrogator Family

Interrogator G (S-0015)



MODEL NAME: **Interrogator G**

Also known as:

NUMBER: S-0015

Introduced: 2009

Final Year:

Designer:

Type: Exotic, Upscale

Motor Mount: 1x29mm

Recovery: Parachute

Stages: 1

Length: 44.125"

Diameter: 2.245" / 3.0" Intake Tube.

Span:

Weight: 21.5 oz

Mfg. Description: First in the Sirius Rocketry Transition Series

The Transition Series Mid/High Power Interrogator G Near-Space Fighter debuted at NSL 2009!

The Interrogator has become one of the signature kits of Sirius Rocketry. We did not really plan it that way though. When we released the Interrogator and the Mid-Power Interrogator simultaneously, they were both instant hits, with an 18mm size for the model rocketeer crowd, and another for the 24mm mid-power crowd. But the one thing that we kept hearing was that you wanted it even larger.

And that fit right in with the plans we had for a new "Transition Series" of kits, kits that could be flown on model rocket motors, yet could also be flown on high-power motors to help the user transition into high-power rocketry. The Interrogator G is the first example of such a kit. It flies great on F and G motors, and plenty high on them. But if the user wants to try for their Level 1 high-power certification, the Interrogator "G" can comfortably fly on an H motor with its 29mm mount and become an "Interrogator H".

The Interrogator G has many features that make it a fun and easy kit to build and a great one to fly. For starters:

- Heavy-wall body tubes to stand up to the rigors of higher-impulse flight.
- Precision laser-cut aircraft plywood fins and centering rings.
- Unique backplate system strengthens the rudders.
- Four full-color decal sheets. Based on the smaller models, at this scale, you will notice even more detail is included!
- Durable ripstop nylon parachute from our friends at Top Flight Recovery.
- Durable 400-pound test Kevlar™ shock cord mount and generous elastic shock cord to soften the stress of deployment.
- Laser-cut bevel on the intake tube so you do not have to cut the bevel like on the smaller Interrogators.
- Pre-cut dowel details. We do the cutting so you do not have to.
- A detailed 12-page instruction manual that Sirius Rocketry is famous for. It includes clear



step-by-step illustrations and several pages of suggestions and tips to help you make the most of your build. Our instruction manuals are based on 40 years of rocketry experience, and users rave about the things they learn about building great models from the tips in our manuals.

- Boxed kit typical of mid-high power kits of a decade or more ago. The box not only helps to protect the parts much better than a plastic bag, but keeps parts in the kit from distorting and warping better than a plastic bag.

- Many extras are also included so you do not have to purchase them separately or modify the kit. Like a quick link for the parachute and positive motor retention hardware. These are just some of the things that are optional in other kits. Both a 1/4" launch lug and rail buttons for standard 1010 rail are also included to give you the ability to launch on almost any club's equipment.

The Interrogator G will impress others with its unique slung-fin design, loads of decals and details and graceful flights. And you will have a fantastic futuristic rocket that can take you from beginners composite rocketry with F motors all the way to your Level 1 high-power certification with H motors!

The Interrogator G also frequently tends to ascend with a whistling sound. It is perhaps due to the beveled intake and the ramjet tubes, but however it happens, it is just another cool thing when it does.

Now, anyone who knows us knows that we like them to go up low and slow and not so high that we cannot enjoy the whole flight. But if you want, the Interrogator G can go out of sight. The range of altitudes on recommended motors are listed in the right column. (Sirius 2013 Web Ad)

Editorial Note:

Catalog Liveries

Web Liveries



2013

Face Card(s)

Instruction Header

Also of interest: Sirius Interrogator Family, Sirius Transition Series Marketing Family

Mid-Power Interrogator (S-0012)



MODEL NAME: **Mid-Power Interrogator**

Also known as:

NUMBER: S-0012

Introduced:

Final Year:

Designer:

Type: Exotic

Motor Mount: 1x24mm

Recovery: Parachute

Stages: 1

Length: 27"

Diameter: 1.637"

Span:

Weight: 4.5 oz

Mfg. Description: Latest Addition to the Sirius Elite Mid-Power Series!

The Mid-Power Interrogator Near-Space Fighter is here!

When we were prototyping the Interrogator, we made our test models in two sizes. We could not decide which size to release, so we are releasing them both! Whereas the Interrogator flies great on A-C motors, this Mid-Power version will fly on C all the way up to F motors! The Mid-Power Interrogator is about 36% larger than the standard Interrogator, and features a unique slung fin design, and lightweight paper-laminated fins designed to hold up suprisingly well to the recommended motors...all the way up to one of my favorite D-12 mid-power substitutes, the Aerotech RMS F12 Blackjack! The kit pays homage in subtle ways to some of the "space fighter" kits of old, but has a unique look all it's own. And it does not skimp on the markings! The kit includes LOTS of full-color waterslide decals, in fact one-and-one-half 8-1/2" x 11" sheets worth of decals to make the Interrogator another Sirius Rocketry signature kit! (Sirius 2013 Web Ad)

Editorial Note:

Catalog Liveries



Web Liveries



2013

Face Card(s)

Instruction Header

Also of interest: Sirius Interrogator Family, Sirius Elite Mid-Power Marketing Family



SpaceX **(Space Exploration** **Technologies)**

Space X
1 Rocket Rd
Hawthorne, CA 90250

Tel: 310-363-6000

<http://www.spacex.com/index.php>



About SpaceX

Space Exploration Technologies (SpaceX) designs, manufactures and launches the world's most advanced rockets and spacecraft.

The company was founded in 2002 by Elon Musk to revolutionize space transportation and ultimately make it possible for people to live on other planets. Today, SpaceX is advancing the boundaries of space technology through its Falcon launch vehicles and Dragon spacecraft.

The company's prototype rocket, Falcon 1, was the first privately developed liquid-fueled rocket to reach orbit. The more powerful Falcon 9 rocket debuted with back-to-back successful flights in June and December of 2010. The December 2010 flight included the first flight of the Dragon spacecraft, making SpaceX the first commercial company to send a spacecraft to orbit and return it safely to Earth.

In May 2012, SpaceX again made history when its Dragon spacecraft became the first commercial vehicle to successfully attach to the International Space Station. Previously only four governments -- the United States, Russia, Japan and the European Space Agency -- had achieved this challenging technical feat. This mission marked a new era in commercial spaceflight, validating the SpaceX business model and reigniting public excitement about the future of space exploration.

Later this year, SpaceX's Falcon 9 rocket and Dragon spacecraft will take over the job of delivering cargo to and from the International Space Station under a \$1.6 billion Commercial Resupply Services contract with NASA for a minimum of 12 missions. Although initially carrying cargo, Falcon 9 and Dragon were designed to one day carry astronauts, and cargo flights will provide valuable experience toward this goal. In April 2011, NASA awarded SpaceX a \$75 million contract to prepare Dragon for transporting astronauts into space, and the company has already completed significant milestones as a part of that contract.

SpaceX is producing the most advanced launch vehicles in the world, and the international launch market has responded -- commercial launches now represent over 60 percent of the company's upcoming missions. In total, the company has approximately \$4 billion in contracts and more than 40 launches on its manifest, making SpaceX the world's fastest growing launch services provider. As a result of these successes, the company has been cash flow positive for the last five years.

Looking to the future, SpaceX has announced its plans for Falcon Heavy, the most powerful rocket in the world, second only to the Apollo-era Saturn V. Falcon Heavy will be able to carry payloads weighing over 53 metric tons to orbit, offering more than twice the performance of other commercial launch vehicles and making possible



missions that were previously unachievable.

Long term, SpaceX is working to build vehicles that are fully and rapidly reusable, a key element to radically reducing the cost of spaceflight in order to truly revolutionize space exploration. The Dragon spacecraft can be used for multiple missions to space. SpaceX is also working to make reusable rockets, something that has never been done before and is the most important element to radically reducing the cost of spaceflight.

SpaceX is a private company owned by management and employees, with minority investments from Founders Fund, Draper Fisher Jurvetson, and Valor Equity Partners. The company has more than 1,800 employees at its headquarters in Hawthorne, California; launch facilities at the Cape Canaveral Air Force Station in Florida and Vandenberg Air Force Base in California; a rocket development facility in McGregor, Texas; and offices in Washington, DC.

(Company Web Statement 2012)



Master List for **SpaceX** by Name

Falcon 9 with Dragon

Falcon 9 with Dragon

MODEL NAME: **Falcon 9 with Dragon**

Also known as: Falcon 9

NUMBER:

Introduced: 2011

Final Year:

Designer:

Type: Scale

Motor Mount: 1x18mm

Recovery: Parachute

Stages: 1

Length: 22.8"

Diameter:

Span:

Weight:

Mfg. Description: On December 8, 2010, SpaceX became the first commercial company in history to launch, fly, and recover a spacecraft from Earth orbit. The Falcon 9 rocket delivered the Dragon spacecraft to orbit where it circled the Earth at speeds greater than 7,600 meters per second (17,000 miles per hour). After nearly two orbits, Dragon fired its thrusters to begin reentry and splashed down in the Pacific Ocean 3 hours, 19 minutes and 52 seconds after liftoff. Now you can build and fly your own 1:88 scale model of SpaceX's Falcon 9 rocket with the Dragon spacecraft. With molded nose and tail, full-color pre-printed body tube, and full color sticker for nose, the impressive finished model stands a big 58 cm (22.8 in) tall. No painting required! The kit includes molded transparent fins for flight, which can be removed for display. Dual parachutes return the Falcon 9 and Dragon spacecraft separately to Earth. **REQUIRED FOR ASSEMBLY** (not included): Scissors, adhesive tape, white glue, epoxy glue (5-minute type), coffee stirrers or similar to mix and apply epoxy, sheet of printer paper (either A4 or 8.5 x 11 in). **REQUIRED FOR FLIGHT** (not included): Model rocket engines (recommended A8-3, B6-4, C6-5), engine igniters, flame proof recovery wadding, launch system. Designed by SpaceX, and tooled and manufactured in California. Build and fly your own model of America's newest private space transportation system - from SpaceX! --- The model's launch lug is 1/8" diameter and the model is designed for standard A B and C engines, so these are good matches for this rocket. Estes 302215 Porta-Pad II Launch Pad Estes 302220 Electron Beam Launch Controller Estes A8-3 Model Rocket Engine Pack Estes B6-4 Model Rocket Engine Pack Estes C6-5 Model Rocket Engine Pack (Amazon.com 2012 Web Ad)

Editorial Note:

Catalog Liveries

Web Liveries



Face Card(s)

Instruction Header

Other Web Appearances



2012 Amazon.com Web Ad

Also of interest: Falcon 9 Launch Vehicle Family



Squirrel Works Model Rocketry

1113 Lindhurst
Irving, Texas 75061

sales@squirrel-works.com

<http://www.squirrel-works.com/index.html>



About Squirrel Works

Welcome to Squirrel Works Model Rocketry, home to some of the most distinctive rockets flying today.

All our model rockets are manufactured using traditional, bio degradable materials, such as paper body and engine tubes and balsa wood fins

(Company Web Statement 2013)



Master List for **Squirrel Works** by Name

JX-1
Stinger

SW-011
SW-010

Master List for **Squirrel Works** by *Number*

SW-010
SW-011

Stinger



JX-1 (SW-011)

MODEL NAME: **JX-1**

Also known as:

NUMBER: SW-011

Introduced:

Final Year:

Designer:

Type: Exotic, Retro

Motor Mount: 1x18mm

Recovery: Parachute

Stages: 1

Length: 13.875"

Diameter: 0.976"

Span:

Weight: 1.2 oz

Mfg. Description: With ram-jet tubes in the fins, this beautifully detailed, retro sci-fi model rocket is an eye-catcher both on the pad and in flight. Kit includes laser cut fins, ram-jet tubes and canards with water slide decals and a mylar parachute. (Squirrel Works 2013 Web Ad)

Editorial Note:

Catalog Liveries

Web Liveries



2007



2013

Face Card(s)

Instruction Header

Also of interest:

Stinger (SW-010)



MODEL NAME: **Stinger**

Also known as:

NUMBER: SW-010

Introduced:

Final Year:

Designer: Don Magness

Type: Sport

Motor Mount: 1x18mm

Recovery: Streamer

Stages: 1

Length: 12.125"

Diameter: 0.976"

Span:

Weight: 0.8 oz

Mfg. Description: Another compact beauty perfect for the sport rocketry enthusiast. Easy to build with great performance, this model rocket soars to heights up to 1400 feet. Kit includes laser cut fins, decals and mylar streamer. (Squirrel Works 2013 Web Ad)

Editorial Note:

Catalog Liveries

Web Liveries



2007



2013

Face Card(s)




Instruction Header



Also of interest:

Starlight Model Rockets

Starlight Model Rockets





Master List for **Starlight** by Name

Jay Hawk	MN 4353
----------	---------

Master List for **Starlight** by Number

MN 4353	Jay Hawk
---------	----------

Jay Hawk (MN 4353)



MODEL NAME: **Honest John**

Also known as:

NUMBER: MN 4353

Introduced:

Final Year:

Designer:

Type: Scale

Motor Mount: 1x18mm

Recovery:

Stages: 1

Length:

Diameter:

Span:

Weight:

Mfg. Description:



Catalog Liveries

Web Liveries



2009

Face Card(s)


Also of interest: AQM-37 Jayhawk Ordnance Family



Tango Papa Decals

Tango Papa Decals
1901 Mitman Road
Easton, PA 18040

1-610-252-8543





Master List for **Tango Papa** by Name

1.6x Mars Lander

2x Mars Lander

3.9" Mars Lander



1.6x Mars Lander

MODEL NAME: **1.6x Mars Lander**

Also known as:

NUMBER:

Introduced:

Final Year:

Designer:

Type: Upscale

Motor Mount: 1x29mm

Recovery: Parachute

Stages: 1

Length:

Diameter:

Span:

Weight:



Mfg. Description: These kits are made as close as possible to an exact upscale of the original Estes Mars Lander. Changes have been made to improve upon the original design and also to make the Lander a lot stronger.

The design allows for the rear of the Lander to be removed, allowing access to the legs for repairs and replacement.

There are many parts to this kit. It's for someone that's built rockets before - don't buy it for your 10-year-olds first rocket!

Here's some of what's included:

- Complete written instructions with photos

- Shrouds, tubes, braces, centering rings, launch lug

- Nosecone and laser-cut parts (BMS)

- Bulkheads, tubes and couplers

- Motor retaining system Tom designed to be very small & use the screws that hold the read bulkhead in place

- Fabric paint needed for raised detail on the shrouds - nice touch, thanks to Laurie!

- Templates, decal sheet, shock cord, kevlar cord and more

- Chutes (Recovery Technologies) - optional for all kits (Tango Papa 2006 Web Ad)

Editorial Note:

Catalog Liveries

Web Liveries

Face Card(s)

Instruction Header

Also of interest: Estes Mars Lander Family

2x Mars Lander



MODEL NAME: **2x Mars Lander**

Also known as:

NUMBER:

Introduced:

Final Year:

Designer:

Type: Upscale

Motor Mount: 1x38mm

Recovery: Parachute

Stages: 1

Length:

Diameter:

Span:

Weight:



Mfg. Description: These kits are made as close as possible to an exact upscale of the original Estes Mars Lander. Changes have been made to improve upon the original design and also to make the Lander a lot stronger.

The design allows for the rear of the Lander to be removed, allowing access to the legs for repairs and replacement.

There are many parts to this kit. It's for someone that's built rockets before - don't buy it for your 10-year-olds first rocket!

Here's some of what's included:

- Complete written instructions with photos

- Shrouds, tubes, braces, centering rings, launch lug

- Nosecone and laser-cut parts (BMS)

- Bulkheads, tubes and couplers

- Motor retaining system Tom designed to be very small & use the screws that hold the read bulkhead in place

- Fabric paint needed for raised detail on the shrouds - nice touch, thanks to Laurie!

- Templates, decal sheet, shock cord, kevlar cord and more

- Chutes (Recovery Technologies) - optional for all kits (Tango Papa 2006 Web Ad)

Editorial Note:

Catalog Liveries



Web Liveries



2006

Face Card(s)

Instruction Header

Also of interest: Estes Mars Lander Family

3.9" Mars Lander



MODEL NAME: **3.9" Mars Lander** *Also known as:*

NUMBER:

Introduced:

Final Year:

Designer:

Type: Upscale

Motor Mount: 1x24mm

Recovery: Parachute

Stages: 1

Length:

Diameter:

Span:

Weight:



Mfg. Description: These kits are made as close as possible to an exact upscale of the original Estes Mars Lander. Changes have been made to improve upon the original design and also to make the Lander a lot stronger.

The design allows for the rear of the Lander to be removed, allowing access to the legs for repairs and replacement.

There are many parts to this kit. It's for someone that's built rockets before - don't buy it for your 10-year-olds first rocket!

Here's some of what's included:

- Complete written instructions with photos

- Shrouds, tubes, braces, centering rings, launch lug

- Nosecone and laser-cut parts (BMS)

- Bulkheads, tubes and couplers

- Motor retaining system Tom designed to be very small & use the screws that hold the read bulkhead in place

- Fabric paint needed for raised detail on the shrouds - nice touch, thanks to Laurie!

- Templates, decal sheet, shock cord, kevlar cord and more

- Chutes (Recovery Technologies) - optional for all kits (Tango Papa 2006 Web Ad)

Editorial Note:

Catalog Liveries



Web Liveries



2006


Face Card(s)

Instruction Header

Also of interest: Estes Mars Lander Family



Thrustline Aerospace





Master List for **Thrustline** by Name

A-Slam	TA-016	
Aerobee 300	TACL-013	<i>Estes Clone</i>
Alien Explorer	TACL-029	<i>Estes Clone</i>
Alien Troop Mover	TA-004	
Andromeda	TACL-027	<i>Estes Clone</i>
Apogee II	TACL-041	<i>Estes Clone</i>
Arapaho E	TA-023	
Arcas	TACL-017	<i>Estes Clone</i>
Astral Lance	TA-021	
Avenger	TACL-037	<i>Estes Clone</i>
Black Shadow	TA-001	
Blue Bird Zero	TACL-023	<i>Estes Clone</i>
Cherokee D	TACL-001	<i>Estes Clone</i>
Cobra	TACL-033	<i>Estes Clone</i>
Constellation	TACL-030	<i>Estes Clone</i>
D-Region Tomahawk	TA-024	
Deep Space Transport	TACL-028	<i>Estes Clone</i>
Der Big Red Max	TACL-025a	<i>Estes Clone</i>
Der Big Red Max 24mm	TACL-025aa	<i>Estes Clone</i>
Der Red Max	TACL-025	<i>Estes Clone</i>
Double-Up	TA-006	
Drifter	TACL-010	<i>Estes Clone</i>
Duster	TA-007	
EAC Viper	TACL-039	<i>Estes Clone</i>
Electra		
F-19 Night Fighter	TA-012	
F-24 Pather Interceptor	TA-017	
Falcon	TACL-015	<i>Estes Clone</i>
Farside	TACL-012a	<i>Estes Clone</i>
Farside X	TACL-012	<i>Estes Clone</i>
Flux Probe	TA-013	
Goblin	TACL - 005	<i>Estes Clone</i>
Gyroc	TACL-009	<i>Estes Clone</i>
Hank	TA-011	
Honest John	TACL-003	<i>Estes Clone</i>
Honest John	TACL-004	<i>Estes Clone</i>
Little John	TACL-020	<i>Estes Clone</i>
Mars Probe	TA-018	
Mars Snooper	TACL-024	<i>Estes Clone</i>
Mighty Mick	TA-002	
Mike IX	TA-015	
Mini Mike IX	TA-027	<i>Thrustline Downscale</i>
Mosquito	TACL-042	<i>Estes Clone</i>
Nike-X	TACL-002	<i>Estes Clone</i>



Omega	TACL-035	<i>Estes Clone</i>
Orbital Interceptor	TACL-032	<i>Estes Clone</i>
Orbital Transport	TACL-034	<i>Estes Clone</i>
Patriot	TACL-036	<i>Estes Clone</i>
Pegasus	TACL-019	<i>Estes Clone</i>
Pumpkin Head	TA-008	
Ranger	TACL-026	<i>Estes Clone</i>
Rogue	TACL-038	<i>Estes Clone</i>
Scamp	TACL-022	<i>Estes Clone</i>
Scorpion ATGW	TA-026	
Sea Dart	TA-014	
Seeker	TA-009	
Smoke N' Fire	TA-010	
Space Man	TACL-044	<i>Estes Clone</i>
Sprint	TACL-018	<i>Estes Clone</i>
Sprite	TACL-031	<i>Estes Clone</i>
Star Hauler	TA-005	
Starliner	TACL-021	<i>Estes Clone</i>
Starship Electra	TA-025	
Tribute II	TA-022	
Trident	TACL-034	<i>Estes Clone</i>
V2	TA-019	
V-2	TACL-016	<i>Estes Clone</i>
WAC Corporal	TACL-014	<i>Estes Clone</i>
X-Ray	TACL-011	<i>Estes Clone</i>
Yellow Jacket	TACL-040	<i>Estes Clone</i>
Zack Attack	TA-003	



Master List for **Thrustline** by Number

TA-001	Black Shadow	
TA-002	Mighty Mick	
TA-003	Zack Attack	
TA-004	Alien Troop Mover	
TA-005	Star Hauler	
TA-006	Double-Up	
TA-007	Duster	
TA-008	Pumpkin Head	
TA-009	Seeker	
TA-010	Smoke N' Fire	
TA-011	Hank	
TA-012	F-19 Night Fighter	
TA-013	Flux Probe	
TA-014	Sea Dart	
TA-015	Mike IX	
TA-016	A-Slam	
TA-017	F-24 Pantehr Interceptor	
TA-018	Mars Probe	
TA-019	V2	
TA-021	Astral Lance	
TA-022	Tribute II	
TA-023	Arapahoe E	
TA-024	D-Region Tomahawk	
TA-025	Starship Electra	
TA-026	Scorpion ATGW	
TA-027	Mini Mike IX	<i>Thrustline Downscale</i>
TACL-001	Cherokee D	<i>Estes Clone</i>
TACL-002	Nike-X	<i>Estes Clone</i>
TACL-003	Honest John	<i>Estes Clone</i>
TACL-004	Honest John	<i>Estes Clone</i>
TACL-005	Goblin	<i>Estes Clone</i>
TACL-009	Gyroc	<i>Estes Clone</i>
TACL-010	Drifter	<i>Estes Clone</i>
TACL-011	X-Ray	<i>Estes Clone</i>
TACL-012	Farside X	<i>Estes Clone</i>
TACL-012a	Farside	<i>Estes Clone</i>
TACL-013	Aerobee 300	<i>Estes Clone</i>
TACL-014	WAC Corporal	<i>Estes Clone</i>
TACL-015	Falcon	<i>Estes Clone</i>
TACL-016	V-2	<i>Estes Clone</i>
TACL-017	Arcas	<i>Estes Clone</i>
TACL-018	Sprint	<i>Estes Clone</i>
TACL-019	Pegasus	<i>Estes Clone</i>

TACL-020	Little John	<i>Estes Clone</i>
TACL-021	Starliner	<i>Estes Clone</i>
TACL-022	Scamp	<i>Estes Clone</i>
TACL-023	Blue Bird Zero	<i>Estes Clone</i>
TACL-024	Mars Snooper	<i>Estes Clone</i>
TACL-025	Der Red Max	<i>Estes Clone</i>
TACL-025a	Der Big Red Max	<i>Estes Clone</i>
TACL-025aa	Der Big Red Max 24mm	<i>Estes Clone</i>
TACL-026	Ranger	<i>Estes Clone</i>
TACL-027	Andromeda	<i>Estes Clone</i>
TACL-028	Deep Space Transport	<i>Estes Clone</i>
TACL-029	Alien Explorer	<i>Estes Clone</i>
TACL-030	Constellation	<i>Estes Clone</i>
TACL-031	Sprite	<i>Estes Clone</i>
TACL-032	Orbital Interceptor	<i>Estes Clone</i>
TACL-033	Cobra	<i>Estes Clone</i>
TACL-034	Trident	<i>Estes Clone</i>
TACL-035	Omega	<i>Estes Clone</i>
TACL-036	Patriot	<i>Estes Clone</i>
TACL-037	Avenger	<i>Estes Clone</i>
TACL-038	Rogue	<i>Estes Clone</i>
TACL-039	EAC Viper	<i>Estes Clone</i>
TACL-040	Yellow Jacket	<i>Estes Clone</i>
TACL-041	Apogee II	<i>Estes Clone</i>
TACL-042	Mosquito	<i>Estes Clone</i>
TACL-043	Orbital Transport	<i>Estes Clone</i>
TACL-044	Space Man	<i>Estes Clone</i>



A-Slam (TA-016)

MODEL NAME: **A-Slam**

Also known as:

NUMBER: TA-016

Introduced:

Final Year:

Designer: John Rowan-Stern

Type: Sport, Cluster

Motor Mount: 3x18mm

Recovery: Parachute

Stages: 1

Length: 21.5 in.

Diameter: 2.27 in.

Span:

Weight: 4.5 oz.



Mfg. Description: High performance, three engine cluster kit. Flexible motor choices allow flying on different size fields. Features include a balsa nose cone, Kevlar recovery system, Mylar parachute and water slide decal. (Thrustline 2008 Web Ad)

Editorial Note:

Catalog Liveries

Web Liveries



2005

Face Card(s)

Instruction Header

Also of interest:

Aerobee 300 (TACL-013)



MODEL NAME: **Aerobee 300** *Also known as:*

NUMBER: TACL-013

Introduced:

Final Year:

Designer:

Type: Scale, Clone

Motor Mount: 1x18mm

Recovery: Parachute

Stages: 1

Length:

Diameter:

Span:

Weight:

Mfg. Description:

Editorial Note:



Catalog Liveries

Web Liveries



2008

Face Card(s)

Instruction Header

Also of interest: Aerobee Sounding Rocket Family



Alien Explorer (TACL-029)

MODEL NAME: **Alien Explorer**

Also known as:

NUMBER: TACL-029

Introduced:

Final Year:

Designer:

Type: Exotic, Clone

Motor Mount: 1x18mm

Recovery: Parachute

Stages: 1

Length:

Diameter:

Span:

Weight:

Mfg. Description:

Editorial Note:



Catalog Liveries

Web Liveries

Face Card(s)

Instruction Header

Also of interest: Estes Alien Explorer Family

Alien Troop Mover (TA-004)



MODEL NAME: **Alien Troop Mover** *Also known as:*

NUMBER: TA-004

Introduced:

Final Year:

Designer: John Rowan-Stern

Type: Sport

Motor Mount: 1x24mm

Recovery: Parachute

Stages: 1

Length: 21.6"

Diameter: 2.2"

Span:

Weight: 7.36 oz



Mfg. Description: This five-finned rocket is designed for fun and performance. It can fly on both small or large fields. Included are six alien paratroopers each with their own parachute. Just load them up and see what happens at ejection! (Thrustline 2008 Web Ad)

Editorial Note:

Catalog Liveries

Web Liveries



2008

Face Card(s)

Instruction Header

Also of interest:

2 2 0 8



Andromeda (TACL-027)

MODEL NAME: **Andromeda** *Also known as:*

NUMBER: TACL-027

Introduced:

Final Year:

Designer:

Type: Exotic, Clone

Motor Mount: 1x18mm

Recovery: Parachute

Stages: 1

Length:

Diameter:

Span:

Weight

Mfg. Description:

Editorial Note:



Catalog Liveries

Web Liveries

Face Card(s)

Instruction Header

Also of interest: Estes Andromeda Family

Apogee II (TACL-041)



MODEL NAME: **Apogee II**

Also known as:

NUMBER: TACL-041

Introduced:

Final Year:

Designer:

Type: Payload, 2 Stage, Clone

Motor Mount: 1x18mm/1x18mm

Recovery: Tumble/Parachute

Stages: 2

Length:

Diameter:

Span:

Weight:

Mfg. Description:

Editorial Note:



Catalog Liveries

Web Liveries

Face Card(s)

Instruction Header

Also of interest: Estes Apogee Family



Arapahoe E (TA-023)

MODEL NAME: **Arapahe E** *Also known as:*

NUMBER: TA-023

Introduced:

Final Year:

Designer: John Rowan-Stern

Type: Sport

Motor Mount: 1x24mm

Recovery:

Stages: 1

Length:

Diameter:

Span:

Weight:



Mfg. Description: When I was about 9 or 10, I bought my first "D" motor rocket called the Cherokee D. Ironically, I built it when I was staying at some friend's house for the summer in Upper State New York. The man of the house was of Cherokee Indian descent and taught me a lot about fishing and other great things in life. As luck would have it, I lost the model on it's maiden flight and vowed that someday, I would build it again. Well, a lot of fish have come and gone since then but the memory of that summer inspired me to make a more modern version of that still famous rocket. Why name it the Arapahoe E? Well, because it just keeps things in perspective. My continued thanks for the help, photos and friendship of Mr. John McClure. For without his help and input, this kit, (and a few others) may still be on the bench! (Thrustline 2008 Web Ad)

Editorial Note:

Catalog Liveries

Web Liveries

Face Card(s)

Instruction Header

Also of interest:

Arcas (TACL-017)



MODEL NAME: **Arcas**

Also known as:

NUMBER: TACL-017

Introduced:

Final Year:

Designer:

Type: Scale, Clone

Motor Mount:

Recovery:

Stages:

Length:

Diameter:

Span:

Weight:

Mfg. Description:

Editorial Note:



Catalog Liveries

Web Liveries

Face Card(s)

Instruction Header

Also of interest: Arcas Sounding Rocket Family



Astral Lance (TA-021)

MODEL NAME: **Astral Lance** *Also known as:*

NUMBER: TA-021

Introduced:

Final Year:

Designer: John Rowan-Stern

Type: Sport

Motor Mount: 1x24mm

Recovery: Parachute

Stages: 1

Length: 30.75"

Diameter: 1.637"

Span: 7.5"

Weight: 3.9 oz



Mfg. Description: Standing at over 30 inches tall, the Lance is a high performing versatile rocket that will become the pride of your fleet. Able to take C11 through E series motors, you can fly this model from a variety of field sizes.

All fins are laser cut basswood for precise control during building. Kit comes with very high quality components and a fully illustrated instruction guide for fast and precise assembly. Boat tail construction adds not only great looks, but great performance as well!

Balsa Nose Cone

Engine and body Tubes

Centering rings

Kevlar and Elastic Shock recovery system

18" Mylar parachute

Laser cut, basswood fins!

Fully illustrated instruction booklet (Thrustline 2008 Web Ad)

Editorial Note:

Catalog Liveries

Web Liveries

Face Card(s)

Instruction Header

Also of interest:

Avenger (TACL-037)



MODEL NAME: **Avenger**

Also known as:

NUMBER: TACL-037

Introduced:

Final Year:

Designer:

Type: Sport, Payload, 2 Stage, Clone

Motor Mount: 1x18mm/1x18mm

Recovery: Tumble/Parachute

Stages: 2

Length:

Diameter:

Span:

Weight:

Mfg. Description:

Editorial Note:



Catalog Liveries

Web Liveries

Face Card(s)

Instruction Header

Also of interest: Estes Avenger Family



Black Shadow (TA-001)

MODEL NAME: **Black Shadow**

Also known as:

NUMBER: TA-001

Introduced:

Final Year:

Designer: John Rowan-Stern

Type: Sport

Motor Mount: 1x18mm

Recovery: Parachute

Stages: 1

Length: 15.6 in.

Diameter: 1.32 in

Span:

Weight: 2.0 oz.



Mfg. Description: The first original rocket design by Thrustline Aerospace is a limited edition production of only 200 made. A great beginner's kit but don't let that fool you! The performance of this rocket is not lacking! Each kit comes with a certificate of authenticity signed by the designer. (Thrustline 2008 Web Ad)

Editorial Note: When Thrustline briefly re-opened, the Black Shadow was one of 2 kits that went back into production for a limited run.

Catalog Liveries

Web Liveries

Face Card(s)

Instruction Header

Also of interest:

Blue Bird Zero (TACL-023)



MODEL NAME: **Blue Bird Zero**

Also known as:

NUMBER: TACL-023

Introduced:

Final Year:

Designer:

Type: Sport, Clone

Motor Mount:

Recovery: Parachute

Stages:

Length:

Diameter:

Span:

Weight:

Mfg. Description:

Editorial Note:



Catalog Liveries

Web Liveries

Face Card(s)

Instruction Header

Also of interest: Estes Blue Bird Zero Family



Cherokee D (TACL-001)

MODEL NAME: **Cherokee D** *Also known as:*

NUMBER: TACL-001

Introduced:

Final Year:

Designer: Gene Street

Type: Sport, Clone

Motor Mount: 1x24mm

Recovery: Parachute

Stages: 1

Length: 21.6"

Diameter: 1.325"

Span:

Weight: 2.75 oz

Mfg. Description:

Editorial Note:



Catalog Liveries


Web Liveries

Face Card(s)

Instruction Header

Also of interest: Estes Cherokee D Family

Cobra (TACL-033)



MODEL NAME: **Cobra** *Also known as:*

NUMBER: TACL-033

Introduced:

Final Year:

Designer:

Type: Sport, Cluster, Clone

Motor Mount: 3x18mm

Recovery: Parachute

Stages: 1

Length:

Diameter:

Span:

Weight:

Mfg. Description:

Editorial Note:



Catalog Liveries

Web Liveries

Face Card(s)

Instruction Header

Also of interest: Estes Cobra Family



Constellation (TACL-030)

MODEL NAME: **Constellation** *Also known as:*

NUMBER: TACL-030

Introduced:

Final Year:

Designer:

Type: Sport, Payload, Clone

Motor Mount: 1x18mm

Recovery: Parachute

Stages: 1

Length:

Diameter:

Span:

Weight:

Mfg. Description:

Editorial Note:



Catalog Liveries

Web Liveries

Face Card(s)

Instruction Header

Also of interest: Estes Constellation Family

D-Region Tomahawk (TA-024)



MODEL NAME: **D-Region Tomahawk**

Also known as:

NUMBER: TA-024

Introduced:

Final Year:

Designer: John Rowan-Stern

Type: Scale

Motor Mount:

Recovery: Parachute

Stages: 1

Length:

Diameter:

Span:

Weight:

Mfg. Description:

Editorial Note:



Catalog Liveries

Web Liveries

Face Card(s)

Instruction Header

Also of interest: D-Region Tomahawk Sounding Rocket Family



Deep Space Transport (TACL-028)

MODEL NAME: **Deep Space Transport**

Also known as:

NUMBER: TACL-028

Introduced:

Final Year:

Designer:

Type: Exotic, Clone

Motor Mount: 1x18mm

Recovery: Parachute

Stages: 1

Length:

Diameter:

Span:

Weight:

Mfg. Description:

Editorial Note:



Catalog Liveries

Web Liveries

Face Card(s)

Instruction Header

Also of interest: Estes Deep Space Transport Family

Der Big Red Max (TACL-025a)



MODEL NAME: Der Big Red Max

Also known as:

NUMBER: TACL-025a

Introduced: 2006

Final Year:

Designer: Wayne Kellner

Type: Sport, Clone

Motor Mount:

Recovery:

Stages:

Length:

Diameter:

Span:

Weight:

Mfg. Description:



Catalog Liveries

Web Liveries

Face Card(s)

Also of interest: Estes Der Red Max Family



Der Big Red Max 24mm (TACL-025aa)

MODEL NAME: **Der Big Red Max 24mm**

Also known as:

NUMBER: TACL-025aa

Introduced:

Final Year:

Designer:

Type: Upscale, Sport

Motor Mount: 1x24mm

Recovery: Parachute

Stages: 1

Length:

Diameter:

Span:

Weight:



Mfg. Description: Longer version with 24mm engine mount. (Thrustline 2008 Web Ad)

Editorial Note:

Catalog Liveries

Web Liveries

Face Card(s)

Instruction Header

Also of interest: Estes Der Red Max Family

Der Red Max (TACL-025)



MODEL NAME: **Der Red Max** *Also known as:*

NUMBER: TACL-025

Introduced:

Final Year:

Designer:

Type: Sport, Clone

Motor Mount: 1x18mm

Recovery: Parachute

Stages: 1

Length:

Diameter:

Span:

Weight:

Mfg. Description:

Editorial Note:



Catalog Liveries

Web Liveries

Face Card(s)

Instruction Header

Also of interest: Estes Der Red Max Family



Double-Up (TA-006)

MODEL NAME: **Double-Up**

Also known as:

NUMBER: TA-006

Introduced:

Final Year:

Designer: John Rowan-Stern

Type: Sport, 2 Stage

Motor Mount: 1x18mm/1x18mm

Recovery: Tumble/Streamer

Stages: 2

Length: 23.25"

Diameter: 0.98"

Span:

Weight: 1.35 oz



Mfg. Description: This kit is a two-stage rocket utilizing a technique know as gap staging. With altitudes as high as 1,300 feet, this is quite a performer. Easy to build and even easier to fly! Features a balsa nose cone and Kevlar recovery system. (Thrustline 2008 Web Ad)

Editorial Note:

Catalog Liveries

Web Liveries




2008

Face Card(s)

Instruction Header

Also of interest:

Drifter (TACL-010)



MODEL NAME: **Drifter**

Also known as:

NUMBER: TACL-010

Introduced:

Final Year:

Designer:

Type: Parachute Duration, Clone

Motor Mount: 1x18mm

Recovery: Parachute

Stages: 1

Length:

Diameter:

Span:

Weight:

Mfg. Description:

Editorial Note:



Catalog Liveries

Web Liveries



2008

Face Card(s)

Instruction Header

Also of interest: Estes Drifter Family, Parachute Duration Family



Duster (TA-007)

MODEL NAME: **Duster**

Also known as:

NUMBER: TA-007

Introduced:

Final Year:

Designer: John Rowan-Stern

Type: Sport

Motor Mount: 1x24mm

Recovery: Parachute

Stages: 1

Length: 39.6"

Diameter: 1.325"

Span:

Weight: 3.0 oz



Mfg. Description: This is a great sport flyer and a real crowd pleaser! Almost 40 inches long and a unique split fin design will keep the crowd's eyes centered and their necks aching! Flies on 24mm motors. (Thrustline 2008 Web Ad)

Editorial Note:

Catalog Liveries

Web Liveries



2008

Face Card(s)

Instruction Header

Also of interest:

EAC Viper (TACL-039)



MODEL NAME: **EAC Viper**

Also known as:

NUMBER: TACL-039

Introduced:

Final Year:

Designer:

Type: Sport, Clone

Motor Mount: 1x18mm

Recovery: Parachute

Stages: 1

Length:

Diameter:

Span:

Weight:

Mfg. Description:

Editorial Note:



Catalog Liveries

Web Liveries

Face Card(s)

Instruction Header

Also of interest: Estes EAC Viper Family



F-19 Night Fighter (TA-012)

MODEL NAME: **F-19 Night Fighter**

Also known as:

NUMBER: TA-012

Introduced:

Final Year:

Designer: John Rowan-Stern

Type: Pseudo Scale

Motor Mount: 1x24mm

Recovery: Parachute

Stages: 1

Length: 24.5"

Diameter: 1.325"

Span:

Weight: 2.5 oz



Mfg. Description: High performance 24mm single-engine fighter type rocket kit. This is a great model for learning to work with balsa. Some people are a little intimidated with cutting and sanding but the fully illustrated step by step process make it easy! A great addition to anyone's fighter wing! (Thrustline 2008 Web Ad)

Editorial Note:

Catalog Liveries

Web Liveries



2007

Face Card(s)

Instruction Header

Also of interest:

F-24 Panther Interceptor (TA-017)



MODEL NAME: **F-24 Panther Interceptor**

Also known as: F-24 Panther

NUMBER: TA-017

Introduced:

Final Year:

Designer: John Rowan-Stern

Type: Pseudo Scale

Motor Mount: 1x18mm

Recovery: Parachute

Stages: 1

Length: 23.5"

Diameter: 1.325"

Span:

Weight: 2.3 oz



Mfg. Description: This kit will not only give you great, exciting flights, but will also enhance your building skills as well. Features include a balsa nose cone, Kevlar recovery system, Mylar parachute and multiple water slide decals. (Thrustline 2005 Web Ad)

Editorial Note:

Catalog Liveries

Web Liveries



2007



Face Card(s)

Instruction Header



Also of interest:

Falcon (TACL-015)



MODEL NAME: **Falcon** *Also known as:*

NUMBER: TACL-015

Introduced:

Final Year:

Designer:

Type: Rocket Glider, Clone

Motor Mount: 1x18mm

Recovery: Glide

Stages: 1

Length:

Diameter:

Span:

Weight:

Mfg. Description:

Editorial Note:



Catalog Liveries

Web Liveries



2008

Face Card(s)

Instruction Header

Also of interest: Estes Falcon Family

2 2 3 2



Farside (TACL-012a)

MODEL NAME: **Farside**

Also known as:

NUMBER: TACL-012a

Introduced:

Final Year:

Designer:

Type: 3 Stage, Payload, Clone

Motor Mount: 1x18mm/1x18mm/1x18mm

Recovery: Tumble/Tumble/Parachute

Stages: 3

Length:

Diameter:

Span:

Weight:

Mfg. Description:

Editorial Note:



Catalog Liveries

Web Liveries

Face Card(s)

Instruction Header

Also of interest: Estes Farside Family

Farside X (TACL-012)



MODEL NAME: **Farside X**

Also known as:

NUMBER: TACL-012

Introduced:

Final Year:

Designer:

Type: 3 Stage, Payload, Clone

Motor Mount: 1x18mm/1x18mm/1x18mm

Recovery: Tumble/Tumble/Parachute

Stages: 3

Length:

Diameter:

Span:

Weight:


Mfg. Description:

Editorial Note:

Out
Of
Production

Catalog Liveries

Web Liveries



2008

Face Card(s)

Instruction Header

Also of interest: Estes Farside Family

2 2 3 4



Flux Probe (TA-013)

MODEL NAME: **Flux Probe**

Also known as:

NUMBER: TA-013

Introduced:

Final Year:

Designer: John Rowan-Stern

Type: Sport

Motor Mount: 1x18mm

Recovery: Streamer

Stages: 1

Length: 35"

Diameter: 0.76"

Span:

Weight: 1.2 oz



Mfg. Description: This long rocket was designed to be both eye catching and a high performer. At 35" long this rocket really stands out in a crowd! (Thrustline 2008 Web Ad)

Editorial Note:

Catalog Liveries

Web Liveries



2008

Face Card(s)

Instruction Header

Also of interest:

Goblin (TACL-005)



MODEL NAME: **Goblin** *Also known as: Estes Goblin*

NUMBER: TACL-005

Introduced: 2005

Final Year: 2008

Designer: Wayne Kellner

Type: Sport, Clone

Motor Mount: 1x24mm

Recovery: Streamer

Stages: 1

Length:

Diameter:

Span:

Weight:

Mfg. Description:



Catalog Liveries

Web Liveries



2008

Face Card(s)

Also of interest: Estes Golbin Family

2 2 3 6



Gyroc (TACL-009)

MODEL NAME: **Gyroc**

Also known as:

NUMBER: TACL-009

Introduced:

Final Year:

Designer:

Type: Sport, Clone

Motor Mount: 1x18mm

Recovery: Helicopter

Stages: 1

Length:

Diameter:

Span:

Weight:

Mfg. Description:

Editorial Note:



Catalog Liveries

Web Liveries



2008

Face Card(s)

Instruction Header

Also of interest: Estes Gyroc Family

Hank (TA-011)



MODEL NAME: **Hank**

Also known as:

NUMBER: TA-011

Introduced:

Final Year:

Designer: John Rowan-Stern

Type: Sport, Cluster

Motor Mount: 2x18mm

Recovery: Parachute

Stages: 1

Length: 13.25"

Diameter: 1.327"

Span:

Weight: 2.0 oz



Mfg. Description: You won't find to many kits like this. A compact 2 engine cluster is bound to turn some heads. Laser cut cluster rings and split fin design set this kit apart from anything you've ever seen. You can choose this kit with a number of different options. From no chute, to a rip stop nylon chute and differing mounts! (Thrustline 2008 Web Ad)

Editorial Note:

Catalog Liveries

Web Liveries



2007

Face Card(s)

Instruction Header

Also of interest:

2 2 3 8



Honest John (TACL-003)

MODEL NAME: **Honest John** *Also known as:*

NUMBER: TACL-003

Introduced:

Final Year:

Designer:

Type: Scale, Clone

Motor Mount:

Recovery:

Stages: 1

Length:

Diameter:

Span:

Weight:

Mfg. Description:

Editorial Note: Clone of Estes K-27

Out
Of
Production

Catalog Liveries

Web Liveries



2008

Face Card(s)

Instruction Header

Also of interest: MGR-1 Honest John Ordnance Family

Honest John (TACL-004)



MODEL NAME: **Honest John** *Also known as:*

NUMBER: TACL-004

Introduced:

Final Year:

Designer:

Type: Scale, Clone

Motor Mount:

Recovery:

Stages: 1

Length:

Diameter:

Span:

Weight:



Mfg. Description:

Editorial Note: Clone of Estes #1919

Catalog Liveries

Web Liveries



2008

Face Card(s)

Instruction Header

Also of interest: MGR-1 Honest John Ordnance Family

2 2 4 0



Little John (TACL-0020)

MODEL NAME: **Little John**

Also known as:

NUMBER: TACL-020

Introduced:

Final Year:

Designer:

Type: Scale, Clone

Motor Mount: 1x13mm

Recovery: Parachute

Stages: 1

Length:

Diameter:

Span:

Weight:

Mfg. Description:

Editorial Note:



Catalog Liveries


Web Liveries

Face Card(s)

Instruction Header

Also of interest: MGR 3 Little John Ordnance Family

Mars Probe (TA-018)



MODEL NAME: **Mars Probe** *Also known as:*

NUMBER: TA-018

Introduced:

Final Year:

Designer: John Rowan-Stern

Type: Exotic

Motor Mount: 1x18mm

Recovery: Parachute

Stages: 1

Length: 13.6"

Diameter: 0.978"

Span:

Weight: 1.1 oz



Mfg. Description: Mars Probe is a unique design that has a fin, ring/fin combination structure giving it a very distinctive look. Features include a balsa nose cone, Kevlar recovery system, Mylar parachute, reflective trim and water slide decal. (Thrustline 2008 Web Ad)

Editorial Note:

Catalog Liveries

Web Liveries



2005

Face Card(s)

Instruction Header

Also of interest:

2242



Mars Snooper (TACL-024)

MODEL NAME: **Mars Snooper**

Also known as:

NUMBER: TACL-024

Introduced:

Final Year:

Designer:

Type: Exotic, Clone

Motor Mount: 1x18mm

Recovery: Parachute

Stages: 1

Length:

Diameter:

Span:

Weight:

Mfg. Description:

Editorial Note:



Catalog Liveries

Web Liveries

Face Card(s)

Instruction Header

Also of interest: Estes Mars Snooper Family

Mighty Mick (TA-002)



MODEL NAME: **Mighty Mick** *Also known as:*

NUMBER: TA-002

Introduced:

Final Year:

Designer: John Rowan-Stern

Type: Sport

Motor Mount: 1x24mm

Recovery: Parachute

Stages: 1

Length: 25"

Diameter: 1.64"

Span:

Weight: 2.76 oz



Mfg. Description: This rocket was designed with versatility in mind without sacrificing performance. It will take a wide array of engines including C11 up through some of the more popular RMS engines. (Thrustline 2008 Web Ad)

Editorial Note:

Catalog Liveries

Web Liveries



2008

Face Card(s)

Instruction Header

Also of interest:

2 2 4 4



Mike IX (TA-015)

MODEL NAME: **Mike IX**

Also known as:

NUMBER: TA-015

Introduced:

Final Year:

Designer: John Rowen-Stern

Type: Sport, Pseudo Ordnance, Cluster

Motor Mount: 3x24mm

Recovery: Parachute

Stages: 1

Length: 42"

Diameter: 2.6"

Span:

Weight: 8.8 oz



Mfg. Description: Inspired by rockets of the military genre, this big high performance, three engine cluster kit will turn heads at the launch field! Features include a balsa nose cone, Kevlar recovery system, and 30" nylon parachute. Kit also features laser cut cluster rings and fully illustrated instructions. (Thrustline 2008 Web Ad)

Editorial Note:

Catalog Liveries

Web Liveries



2008

Face Card(s)

Instruction Header

Also of interest: Thrustline Mike IX Family

Mini Mike IX (TA-027)



MODEL NAME: **Mini Mike IX** *Also known as:*

NUMBER: TA-027

Introduced: 2007

Final Year:

Designer: John Rowen-Stern

Type: Sport, Pseudo Ordnance, Cluster, Downscale

Motor Mount: 3x13mm

Recovery: Parachute

Stages: 1

Length:

Diameter:

Span:

Weight:

Mfg. Description:

Editorial Note:



Catalog Liveries

Web Liveries

Face Card(s)

Instruction Header

Also of interest: Thrustline Mike IX Family



Mosquito (TACL-042)

MODEL NAME: **Mosquito**

Also known as:

NUMBER: TACL-042

Introduced:

Final Year:

Designer:

Type: Sport, Clone

Motor Mount: 1x13mm

Recovery: Tumble

Stages: 1

Length:

Diameter:

Span:

Weight:

Mfg. Description:

Editorial Note:



Catalog Liveries

Web Liveries

Face Card(s)

Instruction Header

Also of interest: Estes Mosquito Family

Nike-X (TACL-002)



MODEL NAME: **Nike-X**

Also known as:

NUMBER: TACL-002

Introduced:

Final Year:

Designer:

Type: Pseudo Scale, Clone

Motor Mount: 1x18mm

Recovery: Parachute

Stages: 1

Length:

Diameter:

Span:

Weight:

Mfg. Description:

Editorial Note:

Out
Of
Production

Catalog Liveries

Web Liveries



2008

Face Card(s)

Instruction Header

Also of interest: Estes Nike-X Family

2 2 4 8



Omega (TACL-035)

MODEL NAME: **Omega**

Also known as:

NUMBER: TACL-035

Introduced:

Final Year:

Designer:

Type: Sport, Payload, 2 Stage, Clone

Motor Mount: 1x24mm/1x24mm

Recovery: Tumble/Parachute

Stages: 2

Length:

Diameter:

Span:

Weight:

Mfg. Description:

Editorial Note:



Catalog Liveries

Web Liveries

Face Card(s)

Instruction Header

Also of interest: Estes Omega Family

Orbital Interceptor (TACL-032)



MODEL NAME: **Orbital Interceptor**

Also known as:

NUMBER: TACL-032

Introduced:

Final Year:

Designer:

Type: Exotic, Clone

Motor Mount: 1x18mm

Recovery:

Stages: 1

Length:

Diameter:

Span:

Weight:

Mfg. Description:

Editorial Note:



Catalog Liveries

Web Liveries

Face Card(s)

Instruction Header

Also of interest: Estes Orbital Interceptor Family



Orbital Transport (TACL-043)

MODEL NAME: **Orbital Transport**

Also known as:

NUMBER: TACL-043

Introduced:

Final Year:

Designer:

Type: Exotic, Boost Glider, Clone

Motor Mount: 1x18mm

Recovery: Glide/Parachute

Stages: 1

Length:

Diameter:

Span:

Weight:

Mfg. Description:

Editorial Note:



Catalog Liveries

Web Liveries

Face Card(s)

Instruction Header

Also of interest: Estes Orbital Transport Family

Patriot (TACL-036)



MODEL NAME: **Patriot** *Also known as:*

NUMBER: TACL-036

Introduced:

Final Year:

Designer:

Type: Sport, Clone

Motor Mount: 1x18mm

Recovery: Parachute

Stages: 1

Length:

Diameter:

Span:

Weight:



Mfg. Description:

Editorial Note: This is a clone of the Estes Patriot (#0652) that was part of the Citation series, not the missile.

Catalog Liveries

Web Liveries

Face Card(s)

Instruction Header

Also of interest: Estes (Citation) Patriot Family



Pegasus (TACL-019)

MODEL NAME: **Pegasus**

Also known as:

NUMBER: TACL-019

Introduced:

Final Year:

Designer: Mike Dorffler

Type: Exotic, Clone

Motor Mount: 1x13mm

Recovery: Parachute

Stages: 1

Length:

Diameter:

Span:

Weight:

Mfg. Description:

Editorial Note:



Catalog Liveries

Web Liveries

Face Card(s)

Instruction Header

Also of interest: Estes Pegasus Family

Pumpkin Head (TA-008)



MODEL NAME: **Pumpkin Head**

Also known as:

NUMBER: TA-008

Introduced:

Final Year:

Designer: John Rowan-Stern

Type: Sport

Motor Mount: 1x18mm or 1x24mm

Recovery: Parachute

Stages: 1

Length: 17"

Diameter: 1.6"

Span:

Weight: 2.4 oz



Mfg. Description: This is a Thrustline original designed to be both eye catching and a high performer. It flies great on C11 or D12 motors! Or you can adapt it to fly on 18mm motors. Features balsa nose cone, Kevlar recovery system and water slide decal. Check out all the different options for this kit! (Thrustline 2008 Web Ad)

Editorial Note:

Catalog Liveries

Web Liveries



2005



2008

Face Card(s)

Instruction Header

Also of interest:

2 2 5 4



Ranger (TACL-026)

MODEL NAME: **Ranger**

Also known as:

NUMBER: TACL-026

Introduced:

Final Year:

Designer:

Type: Sport, Cluster, Clone

Motor Mount: 3x18mm

Recovery: Parachute

Stages: 1

Length:

Diameter:

Span:

Weight:

Mfg. Description:

Editorial Note:



Catalog Liveries

Web Liveries

Face Card(s)

Instruction Header

Also of interest: Estes Ranger Family

Rogue (TACL-038)



MODEL NAME: **Rogue** *Also known as:*

NUMBER: TACL-038

Introduced:

Final Year:

Designer:

Type: Sport, Pseudo-Scale, Clone

Motor Mount: 1x13mm

Recovery: Parachute

Stages: 1

Length:

Diameter:

Span:

Weight:

Mfg. Description:

Editorial Note:



Catalog Liveries

Web Liveries

Face Card(s)

Instruction Header

Also of interest: Estes Rogue Family



Scamp (TACL-022)

MODEL NAME: **Scamp**

Also known as:

NUMBER: TACL-022

Introduced:

Final Year:

Designer:

Type: Clone, Sport

Motor Mount: 1x18mm

Recovery: Parachute

Stages:

Length:

Diameter:

Span:

Weight:

Mfg. Description:

Editorial Note:



Catalog Liveries

Web Liveries

Face Card(s)

Instruction Header

Also of interest: Estes Scamp Family

Scorpion ATGW (TA-026)



MODEL NAME: **Scorpion ATGW**

Also known as:

NUMBER: TA-026

Introduced:

Final Year:

Designer: John Rowan-Stern

Type: Pseudo Ordnance

Motor Mount: 1x24mm

Recovery: Parachute

Stages: 1

Length: 33"

Diameter: 1.64"

Span: 10.79"

Weight: 7 oz



Mfg. Description: It started out as an idea. A shoulder launched anti-tank weapon...or at least as fictitious one anyway.

At 33 inches, this kit will make you proud as it soars straight and true to altitude. Laser cut fins...Kevlar recovery cord...baffle system with laser cut ply baffle rings. It's all in there. Launch with 24mm motor, "D" or "E". It also comes with a great waterslide decal!

Thanks to Donald Besaw Jr. for all his efforts helping me finalize the testing of this kit. His help and input with this particular kit assured it's success. Thanks Don! (Thrustline 2008 Web Ad)

Editorial Note:

Catalog Liveries

Web Liveries

Face Card(s)

Instruction Header

Also of interest:



Sea Dart (TA-014)

MODEL NAME: **Sea Dart**

Also known as:

NUMBER: TA-014

Introduced:

Final Year:

Designer: John Rowan-Stern

Type: Pseudo Ordnance

Motor Mount: 1x18mm

Recovery: Parachute

Stages: 1

Length: 21.5"

Diameter: 1.325"

Span:

Weight: 2.5 oz



Mfg. Description: High performance, single engine rocket in a Naval Anti-Ship design. Features include a balsa nose cone, Kevlar recovery system, Mylar parachute and water slide decal. Thanks to Martin Vrsta for the great photo! (Thrustline 2008 Web Ad)

Editorial Note:

Catalog Liveries

Web Liveries



2008

Face Card(s)

Instruction Header

Also of interest:

Seeker (TA-009)



MODEL NAME: **Seeker** *Also known as:*

NUMBER: TA-009

Introduced:

Final Year: 2006

Designer: John Rowan-Stern

Type: Sport

Motor Mount: 1x18mm

Recovery: Parachute

Stages: 1

Length: 23.4"

Diameter: 1.325"

Span:

Weight: 1.68 oz

Out
Of
Production

Mfg. Description: This is a great sport flyer/pay loader and a real crowd pleaser. Like all Thrustline kits, it incorporates a Kevlar recovery system and great precision parts! (Thrustline 2006 Web Ad)

Editorial Note:

Catalog Liveries

Web Liveries



2006



Face Card(s)

Instruction Header



Also of interest:

Smoke N' Fire (TA-010)



MODEL NAME: **Smoke N' Fire**

Also known as:

NUMBER: TA-010

Introduced:

Final Year:

Designer: John Rowan-Stern

Type: Sport, Cluster

Motor Mount: 3x24mm

Recovery: Parachute

Stages: 1

Length: 35"

Diameter: 2.6"

Span:

Weight: 8.6 oz



Mfg. Description: This rocket stands an impressive three feet tall! It features a three engine cluster mount which houses 18mm or 24mm motors. Five fins on both the booster and payload sections! The rocket recovers in two sections under two parachutes. Other features include a balsa nose cone and Kevlar recovery system. Each kit comes hand signed and numbered by the designer. Another quality kit from Thrustline Aerospace. (Thrustline 2008 Web Ad)

Editorial Note:

Catalog Liveries

Web Liveries



2008



Face Card(s)

Instruction Header



Also of interest:

Space Man (TACL-044)



MODEL NAME: **Space Man**

Also known as:

NUMBER: TACL-044

Introduced:

Final Year:

Designer:

Type: Oddroc, Clone

Motor Mount: 1x18mm

Recovery: Featherweight

Stages: 1

Length:

Diameter:

Span:

Weight:

Mfg. Description:

Editorial Note:



Catalog Liveries

Web Liveries

Face Card(s)

Instruction Header

Also of interest: Estes Spaceman Family



Sprint (TACL-018)

MODEL NAME: **Sprint**

Also known as:

NUMBER: TACL-018

Introduced:

Final Year:

Designer: Mike Dorffler

Type: Clone, Streamer Duration

Motor Mount: 1x18mm

Recovery: Streamer

Stages: 1

Length:

Diameter:

Span:

Weight:

Mfg. Description:

Editorial Note:



Catalog Liveries

Web Liveries

Face Card(s)

Instruction Header

Also of interest: Estes Sprint Family, Streamer Duration Family

Sprite (TACL-031)



MODEL NAME: **Sprite**

Also known as:

NUMBER: TACL-031

Introduced:

Final Year:

Designer: Gene Street

Type: Sport, Clone

Motor Mount: 1x18mm

Recovery: Tumble

Stages: 1

Length:

Diameter:

Span:

Weight:

Mfg. Description:

Editorial Note:



Catalog Liveries

Web Liveries

Face Card(s)

Instruction Header

Also of interest: Estes Sprite Family



Star Hauler (TA-005)

MODEL NAME: **Star Hauler**

Also known as:

NUMBER: TA-005

Introduced:

Final Year:

Designer: John Rowan-Stern

Type: Sport, Payload

Motor Mount: 1x18mm

Recovery: Parachute

Stages: 1

Length: 22.8"

Diameter: 1.33"

Span:

Weight: 1.32 oz



Mfg. Description: Looking for a rather unique payload rocket? Great flying qualities make this the perfect Sunday flier. Features include a balsa nose cone and transitions, Kevlar recovery system, and clear payload section. (Thrustline 2008 Web Ad)

Editorial Note:

Catalog Liveries

Web Liveries



2008

Face Card(s)



Instruction Header



Also of interest:



Starliner (TACL-021)

MODEL NAME: **Starliner**

Also known as:

NUMBER: TACL-021

Introduced:

Final Year:

Designer: Michael Hambright

Type: Exotic, Clone

Motor Mount: 1x13mm

Recovery: Parachute

Stages: 1

Length:

Diameter:

Span:

Weight:

Mfg. Description: DESC

Editorial Note:



Catalog Liveries

Web Liveries

Face Card(s)

Instruction Header

Also of interest: Estes Estes Starliner Family

Starship Electra (TA-025)



MODEL NAME: **Starship Electra**

Also known as:

NUMBER: TA-025

Introduced:

Final Year:

Designer: John Rowan-Stern

Type: Exotic

Motor Mount: 1x24mm

Recovery: Parachute

Stages: 1

Length:

Diameter:

Span:

Weight:

Mfg. Description:

Editorial Note:



Catalog Liveries

Web Liveries

Face Card(s)

Instruction Header

Also of interest:



Tribute II (TA-022)

MODEL NAME: **Tribute II**

Also known as:

NUMBER: TA-022

Introduced:

Final Year:

Designer: John Rowan-Stern

Type: Sport, Cluster

Motor Mount: 2x18mm + 1x24mm

Recovery: Parachute

Stages: 1

Length: 23.7"

Diameter: 2.6"

Span: 10"

Weight: 4 oz



Mfg. Description: What a great kit for all occasions! Three engine in-line cluster kit that can be flown with 2-18mm motors, 1-24mm motor....or all three! laser cut lite ply cluster rings make building the motor mount a breeze! Kit also comes with a great waterslide decal to dress it up as you see it. Thanks to R.S. Barker for beating the rain and completing all of the beta testing and photos! (Thrustline 2008 Web Ad)

Editorial Note:

Catalog Liveries

Web Liveries

Face Card(s)

Instruction Header

Also of interest:

Trident (TACL-034)



MODEL NAME: **Trident**

Also known as:

NUMBER: TACL-034

Introduced:

Final Year:

Designer:

Type: Exotic, Clone

Motor Mount: 1x18mm

Recovery: Parachute

Stages: 1

Length:

Diameter:

Span:

Weight:

Mfg. Description:

Editorial Note:



Catalog Liveries

Web Liveries

Face Card(s)

Instruction Header

Also of interest: Estes Trident Family



V2 (TA-019)

MODEL NAME: **V2**

Also known as:

NUMBER: TA-019

Introduced:

Final Year:

Designer: John Rowan-Stern

Type: Scale

Motor Mount: 1x18mm

Recovery: Parachute

Stages: 1

Length: 14.6"

Diameter: 1.6"

Span:

Weight: 3.4 oz



Mfg. Description: This is a Thrustline original scale kit of the famous German WWII rocket, The V2! This kit was researched and design by Thrustline and beta tested by Donald Besaw. The kit is an easy to assemble rocket that performs well. It comes complete with fully illustrated instructions for building and flying. This is a great kit for smaller fields. You can expect altitudes starting at 275 feet up to 700 feet with a C6-5. Here is a look at what you get:

Balsa Nose Cone

Balsa Tail Cone

Engine and body Tubes

Centering rings

Pre-measured nose weight

Kevlar and Elastic Shock recovery system

18" Mylar parachute

Fin patterns and fin stock

Fully illustrated instruction booklet (Thrustline 2008 Web Ad)

Editorial Note:

Catalog Liveries

Web Liveries



2005



2008

Face Card(s)

Instruction Header

Also of interest: V2 Ordnance Family, V2 Launch Vehicle Family



V-2 (TACL-016)

MODEL NAME: **V-2**

Also known as:

NUMBER: TACL-016

Introduced:

Final Year:

Designer:

Type: Scale, Clone

Motor Mount: 1x18mm

Recovery: Parachute

Stages: 1

Length:

Diameter:

Span:

Weight

Mfg. Description:

Editorial Note: Clone of Estes K-22



Catalog Liveries

Web Liveries

Face Card(s)

Instruction Header

Also of interest: V-2 Ordnance Family, V-2 Sounding Rocket Family, V-2 Launch Vehicle Family

WAC Corporal (TACL-014)



MODEL NAME: **WAC Corporal**

Also known as:

NUMBER: TACL-014

Introduced:

Final Year:

Designer:

Type: Scale, Clone

Motor Mount:

Recovery: Parachute

Stages: 1

Length:

Diameter:

Span:

Weight:

Mfg. Description:

Editorial Note:



Catalog Liveries

Web Liveries

Face Card(s)

Instruction Header

Also of interest: WAC Corporal Sounding Rocket Family



X-Ray (TACL-011)

MODEL NAME: **X-Ray**

Also known as:

NUMBER: TACL-011

Introduced:

Final Year:

Designer:

Type: Payload, Clone

Motor Mount: 1x18mm

Recovery: Parachute

Stages: 1

Length:

Diameter:

Span:

Weight:

Mfg. Description:

Editorial Note:

Out
Of
Production

Catalog Liveries

Web Liveries



2008

Face Card(s)

Instruction Header

Also of interest: Estes X-Ray Family

Yellow Jacket (TACL-040)



MODEL NAME: **Yellow Jacket** *Also known as:*

NUMBER: TACL-040

Introduced:

Final Year:

Designer:

Type: Sport, Clone

Motor Mount: 1x18mm

Recovery: 1

Stages: Parachute

Length:

Diameter:

Span:

Weight:

Mfg. Description:

Editorial Note:



Catalog Liveries

Web Liveries

Face Card(s)

Instruction Header

Also of interest: Estes Yellow Jacket Family



Zack Attack (TA-003)

MODEL NAME: **Zack Attack** *Also known as:*

NUMBER: TA-003

Introduced:

Final Year:

Designer: John Rowan-Stern

Type: Sport

Motor Mount: 1x18mm

Recovery: Parachute

Stages: 1

Length: 22"

Diameter: 0.98"

Span:

Weight: 0.6 oz



Mfg. Description: This kit was designed with sport rocketry in mind. It can be flown in both a small and large field environment. Features include a balsa nose cone, two balsa transitions and Kevlar recovery system. (Thrustline 2008 Web Ad)

Editorial Note:

Catalog Liveries

Web Liveries



2008

Face Card(s)

Instruction Header

Also of interest:



Urban Kartonmodelle



Master List for **Urban Kartonmodelle** by Name

Mercury Little Joe

Mercury Little Joe



MODEL NAME: **Mercury Little Joe** *Also known as:*

NUMBER:

Introduced:

Final Year:

Designer:

Type: Scale, Cardstock

Motor Mount:

Recovery:

Stages: 1

Length:

Diameter:

Span:

Weight:

Mfg. Description:

Editorial Note:

Catalog Liveries

Web Liveries

Face Card(s)

Instruction Header



Also of interest: Little Joe Launch Vehicle Family



U.S. Rockets (USR)

U.S. Rockets
Box 1242
Claremont, CA 91711 USA

<http://www.usrockets.com/>





About US Rockets

INTRODUCTION U.S. Rockets was founded in 1980 by advanced model rocketeers to serve an expanding definition of consumer rocketeers. U.S. Rockets products pioneered the concept and definition of Large Model Rockets (LMR) which are now defined as under 125g (0.28 pounds) propellant and under 1500g (3.3 pounds) liftoff weight. This is the current definition of a "model rocket" in the NAR safety code.

In 1984 U.S. Rockets succeeded in convincing NAR to consider studying High Power Rockets (HPR) for inclusion into the safety code regime. NAR formed a commission to study rockets which exceeded the then safety code limits of propellant and liftoff weight. The result of a NAR multiyear study during which several other associations formed to serve HPR consumers, was that NAR decided to adopt HPR as a valid consumer sport and define a safety code almost identical to the USR version (except excessive offset distances): the NAR HPR safety code. Following that NAR codified these codes and other rules, with the defects and excesses in place, into NFPA-1122 and NFPA-1127 in cooperation with other industry groups and interested parties including all major manufacturers, but with some specific objections from small manufacturers related to recreational BP handling, club tethering, and offset distance issues, which in hindsight has virtually eliminated "lone ranger" users, about 90% of the market for HPR size rockets and motors. Needs Fixin'. [Safety Codes Link](#).

ROCKET KITS U.S. Rockets rocket kits are reuseable airframes which accept a wide variety of motor powers, thrusts, diameters and propellant types. Exploring the variety offered by these choices is the fun of the sport of consumer rocketry. Enjoy!

(Company Web Statement 2012)



Master List for **USR** by Name

Micro-Sentra SRB	#1181	<i>18mm Mass Market Series</i>
Mosquito 2.2	#1174	<i>Sport and School Series</i>
Sentra SRB	#1063	<i>Experimental Rocket Series</i>
Sentra SRB 2.7"	#1187	<i>Custom Cluster Series</i>
Sentra SRB 6"	#1128	<i>6 Inch Series</i>
Sentra SRB 12"	#1169	<i>12 Inch Series</i>

Master List for **USR** by *Number*

#1063	Sentra SRB	<i>Experimental Rocket Series</i>
#1128	Sentra SRB 6"	<i>6 Inch Series</i>
#1169	Sentra SRB 12"	<i>12 Inch Series</i>
#1174	Mosquito 2.2	<i>Sport and School Series</i>
#1181	Micro-Sentra SRB	<i>18mm Mass Market Series</i>
#1187	Sentra SRB 2.7"	<i>Custom Cluster Series</i>

Micro-Sentra SRB (#1181)



MODEL NAME: **Micro-Sentra SRB** *Also known as:*

NUMBER: #1181

Introduced:

Final Year:

Designer:

Type: Sport, Payload, Parallel Stager

Motor Mount: 1x29mm or 1x24mm/2x18mm

Recovery: Parachute

Stages: 1 + 2 Parallel

Length: 27"

Diameter: 1.22"

Span:

Weight: 181g

Mfg. Description: MICRO-SENTRA SRB is a micro-scale model of the wild U.S. Rockets SENTRA SRB "in-flight pod release" rocket vehicle. MICRO-SENTRA SRB uses fixed pods to simplify assembly and flight while maintaining the distinctive appearance and cluster flight options! The fins are numerous and beautiful. Designed to accept common Estes motors, MICRO-SENTRA SRB is able to be flown in single motor or triple motor mode. Parachute recovery brings your rocket home. Try E9-6 and 2x B6-6.

MICRO-SENTRA SRB can be slightly modified to accept new dual deployment systems and altimeters. The payload can be deployed on both sides of the coupler or the payload tube. This rocket is recommended for sport fliers who want to fly with easy electrical clustering. It flies surprisingly well on C11-5 and 2x A8-5. Best flights are with D12-7 and 2x B6-6. MICRO-SENTRA SRB has been successfully tested with as high of power and thrust as 120G30-12. Its very strong and lightweight construction makes it fly surprisingly high compared to other rocket kit brands. Test it for yourself!

Most U.S. Rockets 18mm Mass Market series kits feature pre-cut fins, heavy duty airframe tubes, strong shock cord, illustrated assembly and flight instructions, and all the high quality parts needed to successfully assemble and fly a high performance model rocket. Launcher, motors, glue, sandpaper, sealer and paint not included. (USR 2013 Web Ad)

Editorial Note:

Catalog Liveries



Web Liveries



2008



2013

Face Card(s)



Instruction Header

Also of interest: USR Sentra SRB Family, USR 18mm Mass Market Series Family

Mosquito 2.2 (#1174)



MODEL NAME: **Mosquito 2.2** *Also known as:*

NUMBER: #1174

Introduced:

Final Year:

Designer: Jerry Irvine

Type: Sport, Upscale

Motor Mount: 1x29mm

Recovery: Streamer

Stages: 1

Length: 17.5"

Diameter: 2.25"

Span:

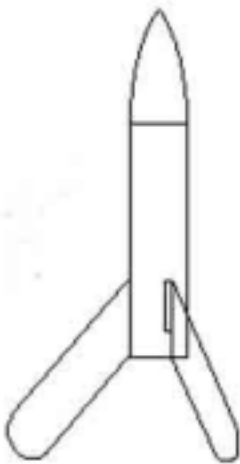
Weight: 107g

Mfg. Description: MOSQUITO 2.2 is a familiar sport model with 29mm "Host Mount-tm" and 24mm "Interchange Mount-tm" included. This rocket is recommended for schools, recreation programs and sport flying! It can fly on as little as C6-3 (with 18mm "interchange Mount-tm" not included) and flies surprisingly well on D12-5 or E9-6. Best flights are with 29mm F and G motors! Its very strong and lightweight construction makes it fly surprisingly high compared to other rocket kit brands. Test it for yourself! (USR 2012 Web Ad)

Editorial Note:

Catalog Liveries

Web Liveries



2004



2005



2010



2012

Face Card(s)



Instruction Header

Also of interest: Estes Mosquito Family, USR Sport and School Family

Sentra SRB (#1063)



MODEL NAME: **Sentra SRB** *Also known as:*

NUMBER: #1063

Introduced:

Final Year:

Designer:

Type: Sport, Payload, Parallel Stager

Motor Mount: 1x66mm or 1x29mm or 3x 29mm/2x29mm

Recovery: Parachute/Parachute/Parachute

Stages: 1 + 2 Parallel

Length: 88"

Diameter: 4"

Span:

Weight: 1350g

Mfg. Description: SENTRA SRB is a side-staged pod release rocket. It offers dramatic in-flight action in conjunction with the high performance of the main central rocket. The Interchange mount in the main body offers many motor options. Much like the Space Shuttle, SENTRA SRB releases the pods in mid-powered flight upon booster motor burnout. This is why very short to zero delay motors are used in the side pods. Long burn central motors are best for good post boost performance. Includes 29mm, 3-29mm, 4-24mm interchange mounts. This efficient design has a drag reduction shrouds on the booster stages. All three stages can recover by parachute and the rocket has good motor versatility, so it is a real pleasure to build and fly. It uses Discontinuous Staging™ to permit parachute recovery of both stages. Discontinuous Staging™ is used on designs where the stages have no direct flame path and permits the lower stage to be recovered by parachute.

SENTRA SRB can be slightly modified to accept new dual deployment systems and altimeters. The payload can be deployed on both sides of the coupler or both sides of the payload tube. This rocket is recommended for science work. It flies surprisingly well on 2 F80-4 to G30-4. Best flights are with USR 2 H240-4 to I65-8. SENTRA SRB has been successfully tested with as high of power as 2 H160 to K250-12 with a payload. Its very strong and lightweight construction makes it fly surprisingly high compared to other rocket kit brands. Test it for yourself!

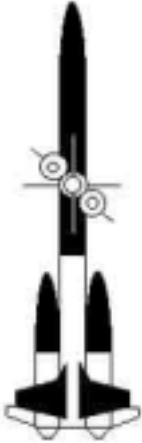
All U.S. Rockets Experimental Rocket Series kits feature pre-cut plywood fins, heavy duty airframe tubes, strong elastic shock cord, illustrated assembly and flight instructions, decal and all the high quality parts needed to successfully assemble and fly a high performance model rocket. Launcher, motors, glue, sandpaper, sealer and paint not included. (USR 2013 Web Ad)

Editorial Note:

Catalog Liveries



Web Liveries



2008

Face Card(s)

Instruction Header

Also of interest: USR Sentra SRB Family, USR Experimental Rocket Series Marketing Family

Sentra SRB 2.7" (#1187)



MODEL NAME: **Sentra SRB 2.7"**

Also known as:

NUMBER: #1187

Introduced:

Final Year:

Designer:

Type: Sport, Payload, Parallel Stager

Motor Mount: 1x38mm or 1x29mm or 2x29mm/2x24mm

Recovery: Parachute/Parachute/Parachute

Stages: 1 + 2 Parallel

Length: 63"

Diameter: 2.7"

Span:

Weight: 1132g

Mfg. Description: SENTRA SRB 2.7" is a beefy rocket. Extra high strength components throughout facilitate flights over Mach 1 despite the large size. The 29mm pod mounts or 24mm conversions accept motors C to H. The 38mm main mount or 29mm conversion accepts motors E to J. Balsa fins and plywood rings and double strength aerospace specification airframe tubing. Very complex assembly. Build in three days. THREE huge nose cones.

SENTRA SRB 2.7" can be slightly modified to accept new dual deployment systems and altimeters. The payload can be deployed on both sides of the coupler or both sides of the payload tube. This rocket is recommended for high power and high thrust sport flights. It flies surprisingly well on 2x D12-3 and 1x G80-7. Test it for yourself! Try 2x F80-4 and 1x I69-8!

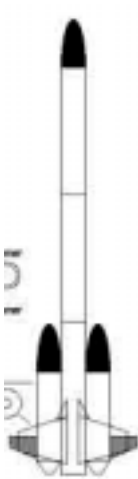
All U.S. Rockets Custom Cluster Series kits feature wood fins, heavy duty airframe tubes, strong shock line, illustrated assembly and flight instructions, and all the high quality parts needed to successfully assemble and fly a high performance rocket. Launcher, motors, parachutes, glue, sandpaper, sealer and paint may not be included. (USR 2013 Web Ad)

Editorial Note:

Catalog Liveries



Web Liveries



2008



2013

Face Card(s)

Instruction Header

Also of interest: USR Sentra SRB Family, USR Custom Cluster Marketing Family

Sentra SRB 6" (#1128)



MODEL NAME: **Sentra SRB 6"**

Also known as:

NUMBER: #1128

Introduced:

Final Year:

Designer:

Type: Sport, Payload, Parallel Stager

Motor Mount: 1x98mm/2x66mm

Recovery: Parachute/Parachute/Parachute

Stages: 1 + 2 Parallel

Length: 120"

Diameter: 6.5"

Span:

Weight: 20.0 lbs

Mfg. Description: SENTRA SRB 6 is a side-staged in-flight pod release rocket. It offers dramatic in-flight action in conjunction with the high performance of the main central rocket. The "Interchange Mount"-tm in the main body offers many motor options. Much like the Space Shuttle, SENTRA SRB 6 releases the pods in mid-powered flight upon booster motor burnout. This is why very short delay motors are used in the side pods. Long burn central motors are best for good post boost performance. Includes 98mm, 54mm, and can accept 75mm, 4x38mm, 7x29mm "Interchange Mount"-tm options. The large stable design makes SENTRA SRB 6 excellect for large payload or sport flights. Try an on-board camera in the large payload compartment or even the side pods! It features THREE of our giant 24 inch long 6 inch diameter fiberglass nose cones. SENTRA SRB 6 can accomodate H, I, J, K, L, M motors.

SENTRA SRB 6 can be slightly modified to accept new dual deployment systems and altimeters. The payload can be deployed on both sides of the coupler or both sides of the payload tube. Staging is accomplished by the pods ejecting and are designed to "fail safe" in the event of a misfire or pod only ignition. As originally seen in Mike Nelson's beautiful High power Research Magazine in the 80's.

All U.S. Rockets 6 Inch series kits feature feature pre-cut plywood fins, heavy duty airframe tubes, strong recovery harness, illustrated assembly and flight instructions, decal and all the high quality parts needed to successfully assemble and fly a high power rocket. Launcher, motors, parachutes, glue, sandpaper, sealer and paint not included. Please Note: Parachutes not included. Paint schemes for illustrations are the artist's rendition and are done for graphic presentation purposes only. Actual color schemes should be left to the personal tastes of the builder. At this advanced level the user is expected to provide his own parachutes, altimeter, and where appropriate fiberglass layer. All USR kits are dual deployment capable. (USR 2013 Web Ad)

Editorial Note:

Catalog Liveries



Web Liveries



2008



2010



2013

Face Card(s)

Instruction Header

Also of interest: USR Sentra SRB Family, USR 6 Inch Marketing Family

Sentra SRB 12" (#1169)



MODEL NAME: **Sentra SRB 12"**

Also known as:

NUMBER: #1169

Introduced:

Final Year:

Designer:

Type: Sport, Payload, Parallel Stager

Motor Mount: 1x152mm/2x98mm

Recovery: Parachute/Parachute/Parachute

Stages: 1 + 2 Parallel

Length: 240"

Diameter: 12.5"

Span:

Weight: 50.0 lbs

Mfg. Description: SENTRA SRB 12 is a side-staged pod release rocket. It offers dramatic in-flight action in conjunction with the high performance of the main central rocket. The "Interchange Mount"-tm in the main body offers many motor options. Much like the Space Shuttle, SENTRA SRB 12 releases the pods in mid-powered flight upon booster motor burnout. This is why very short delay motors are used in the side pods. Long burn central motors are best for good post boost performance. Includes 152mm, 98mm and can accept 54mm, 7-38mm "Interchange Mount"-tm options. The large stable design makes SENTRA SRB 12 excellent for large payload or sport flights. Try an on-board camera in the large payload compartment or even the side pods! It features THREE of our giant 36 inch long 12 inch diameter fiberglass nose cones. SENTRA SRB 12 can accomodate H, I, J, K, L, M, N, O motors. A layer of fiberglass is highly recommended as are motors on the longer end of 98mm and the shorter end of 152mm.

SENTRA SRB 12 can be slightly modified to accept new dual deployment systems and altimeters. The payload can be deployed on both sides of the coupler or both sides of the payload tube. Staging is accomplished by the pods ejecting and are designed to "fail safe" in the event of a misfire or pod only ignition. As originally seen in Mike Nelson's beautiful High power Research Magazine in the 80's, the original HPR magazine.


All U.S. Rockets 12 Inch series kits feature feature pre-cut plywood fins, heavy duty airframe tubes, strong recovery harness, illustrated assembly and flight instructions, decal and all the high quality parts needed to successfully assemble and fly a high power rocket. Launcher, motors, parachutes, glue, sandpaper, sealer and paint not included. Please Note: Parachutes additional. Paint schemes for illustrations are the artist's rendition and are done for graphic presentation purposes only. Actual color schemes should be left to the personal tastes of the builder. At this advanced level the user is expected to provide his own parachutes, altimeter, and where appropriate fiberglass layer. All USR kits are dual deployment capable. (USR 2013 Web Ad)

Editorial Note:

Catalog Liveries



Web Liveries



2008



2009

Face Card(s)


Instruction Header

Also of interest: USR Sentra SRB Family, USR 12 Inch Marketing Family



Vaughn Brothers Rocketry

4575 Ross Drive
Paso Robles, CA 93446
Phone: 805/239-3818
Fax: 805/239-0292





About Vaughn Brothers

Vaughn Brothers Rocketry has been established to produce a product that excites Rocketeers in both the model and high power communities. At VBR we are dedicated to bringing established technology and new innovations to rocketry.

Vaughn Brothers Rocketry was formed in 1992 to produce a line of model rocket kits utilizing high power technology. Our rocket kits consist of light weight airframes and nose cones, machined plywood centering rings, fiberglass fins, and sturdy rip-stop nylon parachutes. The original idea behind our product line is to bring fun and challenging flying back to the smaller fields.

Since then we have added medium and high power kits, and expanded our ground support and accessories. Also new is a complete line of components for building your own rockets.

From the people at VBR enjoy our products and have a great time flying!

(Company Web Statement 1999)



Master List for **Vaughn Brothers** by Name

Javelin



Javelin

MODEL NAME: **Javelin**

Also known as:

NUMBER:

Introduced:

Final Year:

Designer:

Type: Sport

Motor Mount: 1x29mm

Recovery: Parachute

Stages: 1

Length: 60"

Diameter: 2.6"

Span:

Weight:

Mfg. Description:

Editorial Note:



Catalog Liveries

Web Liveries

Face Card(s)

Instruction Header


Also of interest:

WEST COAST ROCKETRY

West Coast Rocketry (WCR)

2619 Water Tree Way
Sacramento, CA 95826

916-366-8604



Master List for **WCR** by Name

Evenger

Inferno

Screamer

K1

Screamer II

X-Force

Master List for **WCR** by *Number*

K1

Screamer

Evenger

WEST COAST ROCKETRY

MODEL NAME: **Evenger**

Also known as:

NUMBER:

Introduced:

Final Year:

Designer:

Type: Sport

Motor Mount: 1x38mm

Recovery: Parachute

Stages: 1

Length:

Diameter:

Span:

Weight

Mfg. Description:

Editorial Note:

Catalog Liveries

Web Liveries

Face Card(s)

Instruction Header



Also of interest:

2304

MODEL NAME: **Inferno**

Also known as:

NUMBER:

Introduced:

Final Year:

Designer:

Type: Sport, Cluster

Motor Mount: 7x29mm

Recovery: Parachute

Stages: 1

Length:

Diameter:

Span:

Weight:

Mfg. Description:

Editorial Note:



Catalog Liveries

Web Liveries

Face Card(s)

Instruction Header



Also of interest:

Screamer (K1)

WEST COAST ROCKETRY

MODEL NAME: **Screamer**

Also known as:

NUMBER: K1

Introduced:

Final Year:

Designer:

Type: Sport, Payload

Motor Mount: 1x29mm

Recovery: Parachute

Stages: 1

Length: 42"

Diameter: 2.25"

Span:

Weight: 14 oz

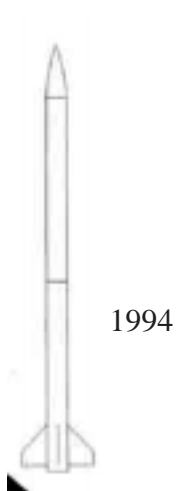


Mfg. Description: The SCREAMER is a single 29mm motor Hi-Performance vehicle. This kit utilizes both single use and KOSDON/TRM RELOADABLE Motors. Computer assisted design makes this kit an excellent choice for individuals moving up in Advanced Rocketry and obtaining Class B/1.3 Consumer Status.

- *Balsa Nose Cone
- *Aircraft Plywood Fins and Rings
- *Through the Wall Fin Construction
- *Payload Section
- *Parachute Recovery

This kit is recommended for those with previous model rocket experience. (WCR 1994 Catalog)

Editorial Note:



Web Liveries

Face Card(s)

Instruction Header

Also of interest: WCR Screamer Family

Screamer II

WEST COAST ROCKETRY

MODEL NAME: **Screamer II** *Also known as:*

NUMBER:

Introduced:

Final Year:

Designer:

Type: Sport, Payload

Motor Mount: 1x29mm

Recovery: Parachute

Stages: 1

Length:

Diameter: 2.25"

Span:

Weight:

Mfg. Description:

Editorial Note:

Catalog Liveries

Web Liveries

Face Card(s)

Instruction Header

Also of interest: WCR Screamer Family



MODEL NAME: **X-Force**

Also known as:

NUMBER:

Introduced:

Final Year:

Designer:

Type: Sport

Motor Mount: 1x54mm

Recovery: Parachute

Stages: 1

Length:

Diameter:

Span:

Weight:

Mfg. Description:

Editorial Note:



Catalog Liveries

Web Liveries

Face Card(s)

Instruction Header



Also of interest:



Wildman Rocketry

Wildman Rocketry

P.O. Box 33

25996 N. 2750 Rd.

Van Orin, IL 61374

PHONE: Toll Free 1 (815) 638-3200

FAX: 1 (815) 638-3412

sales@wildmanrocketry.com

<http://www.wildmanrocketry.com/>



Master List for **Wildman Rocketry** by Name

Blackhawk 24mm
Blackhawk 29mm
Blackhawk 38mm
DarkStar
DarkStar 4
DarkStar 4 Dual Deploy
DarkStar Extreme
DarkStar JR
DarkStar JR Dual Deploy
DarkStar Lite
DarkStar Mini
Drago
Dra-Glo
Shape Shifter Jr
Ultimate DarkStar
Ultimate Wildman
Warrior Jr.
Wild Child
Wildman
Wildman 22
Wildman Dual Deploy
Wildman Extreme
Wildman JR

Blackhawk 24mm



MODEL NAME: **Blackhawk 24mm** *Also known as:*

NUMBER:

Introduced:

Final Year:

Designer:

Type: Sport

Motor Mount: 1x24mm

Recovery: Parachute

Stages: 1

Length: 35.5"

Diameter: 24mm

Span:

Weight: 6.9 oz

Mfg. Description: This carbon fiber minimum diameter beauty will fly on anything from an Estes D to the largers 24mm motors made. The Black Hawk 24 weighs in at only 6.9oz, built and painted. The kit includes everything you need, including

- 3 yds Kevlar(tm) shock cord

- Carbon fiber fins

- Fiberglass fin alignment guides

- Top Flight nylon parachute

- Super high temp epoxy (Wildman 2013 Web Ad)

Editorial Note:

Catalog Liveries

Web Liveries



2013

2312



Face Card(s)

Instruction Header



Also of interest: Wildman Blackhawk Family

Blackhawk 29mm



MODEL NAME: **Blackhawk 29mm** *Also known as:*

NUMBER:

Introduced:

Final Year:

Designer:

Type: Sport

Motor Mount: 1x29mm

Recovery: Parachute

Stages: 1

Length:

Diameter:

Span:

Weight:

Mfg. Description: Reach for the stratosphere with this 29mm, carbon fiber, minimum diameter rocket. Will fly to extreme heights economically on D to I motors. Get ready to blow the fins off any rocket willing to drag race you!

This Kit Includes:

29mm Carbon Fiber Body Tube

Carbon Plate Fins

6 to 1 Conical Graphite Nose Cone

CNC Machined Fine Guides

Kevlar Shock Cord

Topflight Nylon Parachute

Proline Black Hi-Temp Epoxy (Wildman 2013 Web Ad)

Editorial Note:

Catalog Liveries

Web Liveries



2013

2314

Blackhawk 38mm



MODEL NAME: **Blackhawk 38mm**

Also known as:

NUMBER:

Introduced:

Final Year:

Designer:

Type: Sport

Motor Mount: 1x38mm

Recovery: Parachute

Stages: 1

Length:

Diameter:

Span:

Weight:

Mfg. Description: This high performance monster is made from Carbonite tubing, a special fiberglass impregnated with graphite, making a tube that's stronger than fiberglass, but at half the cost of carbon fiber.

This bad boy is ready to eat 38mm motors for breakfast any day of the week. The kit includes

- G10 Fin alignment guides

- 3 Graphite G10 beveled fins

- 38mm x 32" Carbonite aiframe

- 38mm x 16" Carbonite payload tube

- 6" coupler

- 4 av bay bulkplates

- 1" coupler for shock cord anchor

- Von Karmen nosecone

- 1/4" Kevlar shock cord

- 24" Top Flight Parachute

- Pro-Line high-temp epoxy (Wildman 2013 Web Ad)

Editorial Note:

Catalog Liveries



Web Liveries



2013

Face Card(s)

Instruction Header

BLACKHAWK 10000

What can you say other than "Wow!" when you see it again? Due to popular demand, the Blackhawk has a new big brother! This one is made of Carbonite. Not Woodglove, not carbon fiber. A fiberglass impregnated with graphene. It's not even 10 1/2" with the steel at different angles. They give you a tube with more strength than regular Woodglove, but not quite as strong as carbon. But it still has the price of carbon!

Ready to cut? (Green means for inspection and to all that! This little smoother will amp up a lot of other models that don't challenge it at the right time. Counts with the high performance from human rise some & just flying right out of the box. Nothing else to add.

Put one on your post today!



Also of interest: Wildman Blackhawk Family

DarkStar



MODEL NAME: **DarkStar**

Also known as:

NUMBER:

Introduced:

Final Year:

Designer:

Type: Sport

Motor Mount: 1x38mm

Recovery: Parachute

Stages: 1

Length:

Diameter: 2.1"

Span:

Weight: 4.5 lbs



Mfg. Description:

Editorial Note: The original DarkStar has been "discontinued" and re-branded as the "DarkStar JR DD".

Catalog Liveries

Web Liveries

Face Card(s)

Instruction Header





Other Printed Matter



Image of Completed Darkstars from Instructions



2011 Sales Brochure

Also of interest: Wildman Darkstar Family

DarkStar 4



MODEL NAME: **DarkStar 4** *Also known as:*

NUMBER:

Introduced:

Final Year:

Designer:

Type: Sport

Motor Mount: 1x54mm

Recovery: Parachute

Stages: 1

Length: 60"

Diameter: 4"

Span:

Weight:

Mfg. Description: THE DARKSTAR GROWS UP

Wildman Hobbies is pleased to announce the long awaited release of the Dark Star 4. This version of the Dark Star rocket is 4 inches in diameter, and over 5 feet tall

Specifications:

- Length - 54"
- Width - 4"
- Motors - I to K

This Kit Includes:

- 42" long, 4" dia. slotted Fiberglass Booster
- 4" Fiberglass Von Karman 5-1 Nose Cone
- Fiberglass bulk plate
- 54mm Fiberglass Motor Mount tube
- 6 - 1/8" thick beveled G10 Fins
- 4 - centering rings (Wildman 2012 Web Ad)

Editorial Note:

Catalog Liveries



Web Liveries



2012

Face Card(s)

Instruction Header

Other Printed Matter



2012 Sales Brochure

Also of interest: Wildman DarkStar Family

DarkStar 4 Dual Deploy



MODEL NAME: **DarkStar 4 Dual Deploy**

Also known as:

NUMBER:

Introduced:

Final Year:

Designer:

Type: Sport

Motor Mount: 1x54mm

Recovery: Parachute

Stages: 1

Length:

Diameter: 4"

Span:

Weight:

Mfg. Description: The Dark Star Dual Deploy

4" Diameter all Fiberglass Rocket

Features

40 inch G12 Booster

20 inch G12 Payload

8 inch Coupler

Von Karmen filament wound M/T nose cone

1/8 G10 fins

54mm G12 Motor Mount

4 Centering rings

Fiberglass Bulk Plates

(Wildman 2012 Web Ad)

Editorial Note:

Catalog Liveries

Web Liveries

Face Card(s)

Instruction Header

Also of interest: Wildman DarkStar Family



DarkStar Extreme

MODEL NAME: **DarkStar Extreme**

Also known as: DarkStar Xtreme 4, Extreme
DarkStar, DarkStar 4 Extreme

NUMBER:

Introduced:

Final Year:

Designer:

Type: Sport

Motor Mount: 1x75mm

Recovery: Parachute

Stages: 1

Length:

Diameter: 4"

Span:

Weight:

Mfg. Description: **TAKING IT TO THE MAX**

Leave it to Wildman to push the Darkstar to the Max with this radical upgrade. No Mildmen allowed!

This beast is ready to rock on any motor you can stuff in it! Finally the upscale of the original is here and the skies the limit.

This Kit Includes:

- 4" Fiberglass Booster 52" Long
 - 4" Fiberglass Payload 24" Long
 - 4" 5-1 Von Karman Nose Cone
 - 75mm Fiberglass Motor Mount
 - 3/16" Thick G10 Beveled Fiberglass Fins
 - Fiberglass Centering Rings
 - 4" Bulk plates
 - High Quality tubular nylon
 - Kevlar bridal
 - Quick links,nuts washers
- (Wildman 2012 Web Ad)

Editorial Note:

Catalog Liveries



Other Printed Matter



2012 Instruction Image



2012 Sales Brochure

Also of interest: Wildman DarkStar Family

DarkStar JR



MODEL NAME: **DarkStar JR** *Also known as:*

NUMBER:

Introduced:

Final Year:

Designer:

Type: Sport

Motor Mount: 1x38mm

Recovery: Parachute

Stages: 1

Length:

Diameter: 2.1"

Span:

Weight: 4.5 lbs

Mfg. Description: This new fiberglass dual deployment rocket features a 38mm motor mount, making it a great L1 or L2 certification kit. Standing nearly five feet tall and measuring 2.1" in diameter, it weighs just 4.5 pounds and can be flown on motors from H through J impulse. (Wildman 2012 Web Ad)

Editorial Note:

Catalog Liveries

Web Liveries

Face Card(s)

Instruction Header

Also of interest: Wildman DarkStar Family



DarkStar JR Dual Deploy

MODEL NAME:

Also known as:

NUMBER:

Introduced:

Final Year:

Designer:

Type: Sport

Motor Mount: 1x38mm

Recovery: Parachute

Stages: 1

Length:

Diameter: 2.1"

Span:

Weight:

Mfg. Description

Editorial Note: The original DarkStar has been "discontinued" and re-branded as the "DarkStar JR DD".

Catalog Liveries

Web Liveries

Face Card(s)

Instruction Header

Also of interest: Wildman DarkStar Family

DarkStar Lite



MODEL NAME: **DarkStar Lite** *Also known as:*

NUMBER:

Introduced:

Final Year:

Designer:

Type: Sport

Motor Mount: 1x29mm

Recovery: Parachute

Stages: 1

Length: 44"

Diameter: 2.1"

Span:

Weight: 1.25 lbs

Mfg. Description: THE ORIGINAL DARKSTAR'S LITTLE BROTHER

This new fiberglass rocket features a new lightweight spiral fiberglass airframe tube and comes with a 29mm motor mount, making it a great L1 certification kit. Standing nearly 44 inches tall and measuring 2.1" in diameter, it weighs just 1.25 pounds and can be flown on motors from E through I impulse. (Wildman 2012 Web Ad)

Editorial Note:

Catalog Liveries

Web Liveries



2012



Face Card(s)


Instruction Header



Other Printed Matter



2012 Instruction Image



2012 Sales Brochure

Also of interest: Wildman DarkStar Family

DarkStar Mini



MODEL NAME: **DarkStar Mini**

Also known as:

NUMBER:

Introduced:

Final Year:

Designer:

Type: Sport

Motor Mount: 1x29mm

Recovery: Parachute

Stages: 1

Length:

Diameter:

Span:

Weight:

Mfg. Description:

Editorial Note:

Catalog Liveries

Web Liveries



2012



Face Card(s)

Instruction Header

Wildman New early 11

Introducing the latest addition to the Wildman Fleet. The Wild One is
it's brother the DarkStar. Wildman decided to give the 2 most
popular models to be the wild for and power there.

Finally a European model that suits the needs of our power fans.
Having all the features of our high power big brother.

Van Hornes motor system. 10mm high weight spiral wound G-42 body
motor. 10mm motor mounts. Remote shock cord and 1/2 inch premium
motor tubes.

Designed to fly on motors from E.F. 12 and up. 10mm & 10mm. And at a
very affordable price!

Associated with 1/2 inch body or the new Power 1 & 1/2. Fly it technique
developed by the Wildman team. Power on our national level method in
this manual. You decide... be wild or be WILD when you build!

These 2 kits build the same except for the body, as you will see.



Other Printed Matter



2012 Instruction Image

Also of interest: Wildman DarkStar Family

Drago



MODEL NAME: **Drago** *Also known as:*

NUMBER:

Introduced:

Final Year:

Designer:

Type: Sport

Motor Mount: 1x29mm

Recovery: Parachute

Stages: 1

Length: 41"

Diameter:

Span:

Weight:

Mfg. Description: This mythical Dragon is one of the toughest mid-power vehicles you can find and will astonish you with its roaring fire breathing flights up to 2500 feet. Weighing in at only 1.65 lbs, it will fly on anything from E-I motors (Wildman 2013 Web Ad)

Editorial Note:

Catalog Liveries

Web Liveries



2013

Face Card(s)



Instruction Header

READS



ALL GLASS HIRPOWER ROCKET KIT
1 BODY TUBE
3 FINS
10 FT OF REELAB SPOOL CORD
1 WHITE MOUNT TUBE
2 COATING RINGS
1 NOSE CONE
24 IN. TORTUOSE MEASURE
1/4 LAUNCHER

Also of interest: Wildman Drago Family

Dra-Glo



MODEL NAME: **Dra-Glo**

Also known as:

NUMBER:

Introduced:

Final Year:

Designer:

Type: Sport

Motor Mount: 1x29mm

Recovery: Parachute

Stages: 1

Length: 41"

Diameter: 2.1"

Span:

Weight:

Mfg. Description: This mythical Dragon is one of the toughest mid-power vehicles you can find and will astonish you with its roaring fire breathing flights up to 2500 feet. Weighing in at only 1.65 lbs, it will fly on anything from E-I motors

In addition, the Dra-Glo includes the Nite Bow programmable lighting module. You have to see one to believe what it can do!(Wildman 2013 Web Ad)

Editorial Note:

Catalog Liveries

Web Liveries

Face Card(s)

Instruction Header

Dra-Glo 21

Here this night with Wildman's latest creation, the Dra-Glo!

Based on the Dragon, this unique vehicle has all the attributes of a Dragon & is built around the LED light controller and the motor.

It's a Dragon 41 re-configured for use flying on 2.1x29mm motors.

Autonomous is the lightweight open-source 2.1x29mm. Having been tested thoroughly on LED light controller and the battery is SUPREMACY.

Comes with everything you need and has everything or assembly of LED's or batteries. Just screw it on the control module with supplied screws & mounting template.

The controller has 10 pre-programmed light sequences. You can scroll through all of them. But pick the one you want with the button switch mounted on the unit.

Part of the build includes a parachute in the antenna that will align with the switch. To allow you to reach inside and push the switch with a screw driver or other small object to change the light pattern right on the pad.

This will ensure that your antenna will be different from another model next to you. As you can't see your individual antenna during a race (drag race).

More about all this and the multi-function module LED unit (see).

Also of interest: Wildman Drago Family
2334



Shape Shifter Jr

MODEL NAME: **Shape Shifter Jr**

Also known as:

NUMBER:

Introduced: 2011

Final Year:

Designer: Gary Tortora

Type: Sport

Motor Mount: 1x38mm

Recovery: Parachute

Stages: 1

Length:

Diameter: 2.1"

Span:

Weight: 4.5 lbs

Mfg. Description: Designed by Gary Tortora, this kit features a 38mm motor mount. Standing nearly five feet tall and measuring 2.1" in diameter, it weighs just 4.5 pounds and can be flown on motors from H through J impulse. This Kit Includes

- 2.1" x 31" fiberglass booster
- 2.1" x 16" fiberglass payload section
- 2.1" x 1" fiberglass vent band
- 7.2" long fiberglass coupler
- 5-1 filament fiberglass wound nose cone
- 3/32" G10 fiberglass fins
- 2 centering rings
- 3 fiberglass coupler bulk plates
- 2 fiberglass airframe bulk plates
- 38mm fiberglass motor mount
- 3 welded eyebolts
- 3 quick links
- Nuts, washers, Rivets, sheer pins (Wildman 2013 Web Ad)

Editorial Note:


Catalog Liveries



Web Liveries



2012



2013

Face Card(s)

Instruction Header

Also of interest:



Ultimate DarkStar

MODEL NAME: **Ultimate DarkStar** *Also known as:*

NUMBER:

Introduced:

Final Year:

Designer:

Type: Sport

Motor Mount: 1x98mm

Recovery: Parachute

Stages: 1

Length:

Diameter: 6"

Span:

Weight:

Mfg. Description: **ULTIMATE DARK STAR FIBERGLASS KIT**

This amazing kit includes.

6" diameter 60" long booster

6"diameter 48" long payload

6" coupler 18" long

Switch band

98mm motor mount

3/16 thick G10 fins

6"-5-1 Fiberglass nose cone

4 centering rings

3 coupler bulk platesn(Wildman 2012 Web Ad)

Editorial Note:

Catalog Liveries

Web Liveries



2012



Face Card(s)

Instruction Header

Also of interest: Wildman DarkStar Family



Ultimate Wildman

MODEL NAME: **Ultimate Wildman** *Also known as:*

NUMBER:

Introduced:

Final Year:

Designer:

Type: Sport

Motor Mount:

Recovery: Parachute

Stages: 1

Length:

Diameter:

Span:

Weight:

Mfg. Description:

Editorial Note:

Catalog Liveries

Web Liveries

Face Card(s)

Instruction Header

Also of interest: Wildman Wildman Family

Warrior Jr.



MODEL NAME: **Warrior Jr.** *Also known as:*

NUMBER:

Introduced:

Final Year:

Designer:

Type: Sport

Motor Mount: 1x38mm

Recovery: Parachute

Stages: 1

Length:

Diameter: 2.1"

Span:

Weight: 4.5 lbs

Mfg. Description: This new fiberglass dual deployment rocket features a 38mm motor mount, making it a great L1 or L2 certification kit. Standing nearly five feet tall and measuring 2.1" in diameter, it weighs just 4.5 pounds and can be flown on motors from H through J impulse.

This Kit Includes:

- 1 Fiberglass booster airframe
- 1 Fiberglass payload bay
- 1 Fiberglass coupler
- 1 Fiberglass avionics bay switch band
- 6 Fiberglass fins
- 4 fiberglass centering rings
- Fiberglass bulk plates
- 38mm fiberglass mmt (Wildman 2012 Web Ad)

Editorial Note:

Web Liveries



2012

Face Card(s)



Wild Child

MODEL NAME: **Wild Child**

Also known as:

NUMBER:

Introduced:

Final Year:

Designer:

Type: Sport, Downscale

Motor Mount: 1x29mm

Recovery: Parachute

Stages: 1

Length:

Diameter: 38mm

Span:

Weight: 1.2lb

Mfg. Description: CLASSIC WILDMAN ROCKET "MINI"

Scaled down version of the rocket that started it all! The Wild Child! - a "mini" version of the venerable Wildman Rocket. Finally, an all glass mid-power kit for the masses. The Wild Child weighs in at 1.2 lbs and will fly on "E" to "I" motors.

This Kit Includes:

- 1.5" dia. 24" long lightweight fiberglass body tube
- 1.5" light weight fiberglass Von Karmen nose cone
- 1/16" fiberglass fins
- 29mm fiberglass motors mount tube
- Fiberglass centering rings (Wildman 2012 Web Ad)

Editorial Note:

Catalog Liveries



Web Liveries



2012

Face Card(s)

Instruction Header



Also of interest: Wildman Wildman Family



Wildman

MODEL NAME: **Wildman**

Also known as:

NUMBER:

Introduced:

Final Year:

Designer:

Type: Sport

Motor Mount: 1x54mm

Recovery: Parachute

Stages: 1

Length: 48"

Diameter: 3"

Span:

Weight: 3lb 5oz

Mfg. Description: The Kit That Started It All.

This was the first rocket kit designed by Wildman and it continues to be a solid performer. This brute was designed to last and comes with a lifetime guarantee* Who else but the Wildman can offer this.

This Kit Features:

- All fiberglass construction
- Weighs 3lbs. 5oz.
- 48 inches tall
- 3 inches in diameter
- 54mm motor mount
- Kevlar bridal
- Easy to assemble
- Detailed instructions
- Hawk Mountain design
- Dual deployment recovery option
- High Quality tubular nylon (Wildman 2012 Web Ad)

Editorial Note:

Catalog Liveries



Web Liveries



2012

Face Card(s)

Instruction Header

----- WELCOME TO THE WORLD OF WILDMAN !! -----

This is the one that started it all. At Level 1 and Level 2 capable kit. Designed to bring all the fun and benefits of high quality Whiglow rockets to both entry level and experienced rocketeers.

Easily turned into a 2-stage wonder with no modification, by adding the Wildman Staging upgrade kit, now or at a later date. For total versatility we think the 3-rem Wildman 2 is unbeatable!

The first in the long line of *Wildman* innovative kits, it offers spiral wound tubing, a longer standard side finset, making the philosophy of *Rule 4: "stuffing the longest ruler that I can in the pipe"* an everyday reality. Add a detailed, step by step, photo essay construction manual, makes this kit and build, a welcome trouble free experience for both beginners and veterans alike!

No expense has been sacrificed and no details have been overlooked to bring you one of the finest rockets available today!

Lifetime warranty...higher quality...higher flights...longer lasting, easier to finish rockets at affordable prices, are just a few of the attributes, the *Wildman* design team has been striving to bring you. Thank you for your purchase and once again welcome to the *Wildman* family, you are now an "official" *Wildman* or *Wildwoman*!!

Also of interest: Wildman Wildman Family



Wildman 22

MODEL NAME: **Wildman 22** *Also known as:*

NUMBER:

Introduced:

Final Year:

Designer:

Type: Booster Stage

Motor Mount:

Recovery: Parachute

Stages: 1 (Booster)

Length:

Diameter:

Span:

Weight:

Mfg. Description:

Editorial Note:

Catalog Liveries

Web Liveries



2012

Face Card(s)

Instruction Header

Also of interest: Wildman Wildman Family

Wildman Dual Deploy



MODEL NAME: **Wildman Dual Deploy**

Also known as:

NUMBER:

Introduced:

Final Year:

Designer:

Type: Sport

Motor Mount: 1x54mm

Recovery: Parachute

Stages: 1

Length:

Diameter: 3"

Span:

Weight:

Mfg. Description: This kit was designed to take any motor put in the pipe and ask for more.

This all Fiberglass kit is 3" diameter.

The kit includes

48" booster

24" payload

9" coupler

Switch Band

54mm Motor Mount

1/8 G10 Fins

3-5-1 nose cone

Kevlar Bridal

High Quality tubular nylon

Welded Eye bolts

quick links

nuts, washers, ect. (Wildman 2012 Web Ad)

Editorial Note:

Catalog Liveries



Web Liveries



2012

Face Card(s)

Instruction Header

Also of interest: Wildman Wildman Family

Wildman Extreme



MODEL NAME: **Wildman Extreme**

Also known as: Extreme Wildman

NUMBER:

Introduced:

Final Year:

Designer:

Type: Sport

Motor Mount: 1x75mm

Recovery: Parachute

Stages: 1

Length:

Diameter: 4"

Span:

Weight:

Mfg. Description: This 4" diameter Fiberglass kit will push the limits to the extreme.

It was designed to take any 75mm motor available.

The Kit Includes

52" long booster

24" long payload

12" long coupler

switch band

75mm motor mount

4-5-1 nose cone

centering rings

high quality tubular nylon

kevlar bridal

welded eyebolts

quick links, washers, nuts, ect. (Wildman 2012 Web Ad)

Editorial Note:

Catalog Liveries

Wildman JR



MODEL NAME: **Wildman JR** *Also known as:*

NUMBER:

Introduced:

Final Year:

Designer:

Type: Sport

Motor Mount: 1x38mm

Recovery: Parachute

Stages: 1

Length:

Diameter: 2.1"

Span:

Weight:

Mfg. Description: AROCKET DESIGNED FOR EVERYONE FROM THE MILD TO THE WILD!!

Now everyone can own a Wildman. This rocket will fly on anything from an F motor to the longest 38mm J motor you can get your hands on. And its totally modular -- you can fly it single deployment or dual deployment, which ever you prefer, by just removing a quick link and moving the parachute and nose cone. And once again, Wildman is putting their money where their mouth is by backing this kit with a Lifetime Guarantee. (Wildman 2012 Web Ad)

Editorial Note:

Catalog Liveries

Web Liveries



2012



Face Card(s)

Instruction Header



Also of interest: Wildman Wildman Family




Yank Enterprises (Yank)

Yank Enterprises
P.O. Box 156
Plymouth, WI 53073

Phone: 920-892-6722

Fax: 810-454-0152





About Yank Enterprises

We are located in Plymouth, Wisconsin. All of us fly regularly at Bong Recreational Area along with Tripoli Wisconsin Association. The idea of Yank Enterprises started out as a hobby shop. Trains, planes, r/c cars, rockets.....etc. Since all of us only knew about rocketry, and really didn't have the ambition to learn about the other things. What's the use of starting a hobby shop with 5 people working in the rocketry section!!! We have a name, now all we have to do is think of something to do! So, we accomplished the next best thing, Yank Enterprises "rocket kit manufacturer" yup, that was it. Lets get some ideas and start designing kits! Our products here are just the start of it. Many more kits, innovations, and different products to come your way! All of us are level 2 certified, Andy and possibly the rest of us are going for our level 3 this up coming season. Thanks for the visit and be sure to check back soon!

(Company Web Statement 2000)



Master List for **Yank Enterprises** by Name

Astrobee D (2")
Black Brant X (2")
Black Brant X (3")
Black Brant X (4")
Bullet (4")
Concept One (4")
Genesis (3")
IQSY Tomahawk (3")
IQSY Tomahawk (4")
Iris (2")
Iris (3")
Iris (4")
Mystic Buzz (3")
Sandhawk (2")
Sandhawk (3")
Wraith (2")



Astrobee D (2")

MODEL NAME: **Astrobee D (2")**

Also known as:

NUMBER:

Introduced:

Final Year:

Designer:

Type: Scale

Motor Mount: 1x29mm

Recovery: Parachute

Stages: 1

Length: 54"

Diameter: 2"

Span:

Weight: 20 oz

Mfg. Description:

Editorial Note:



Catalog Liveries

Web Liveries



2000

Face Card(s)

Instruction Header

Also of interest: Astrobee Sounding Rocket Family

Black Brant X (2'')



MODEL NAME: **Black Brant X (2'')** *Also known as:*

NUMBER:

Introduced:

Final Year:

Designer:

Type: Scale

Motor Mount: 1x29mm

Recovery: Parachute

Stages: 1

Length: 54"

Diameter: 2"

Span:

Weight: 20oz



Mfg. Description:

Editorial Note:

Catalog Liveries

Web Liveries



2000



Face Card(s)



Instruction Header



Also of interest: Black Brant X Sounding Rocket Family

Black Brant X (3'')



MODEL NAME: **Black Brant X (3'')** *Also known as:*

NUMBER:

Introduced:

Final Year:

Designer:

Type: Scale

Motor Mount: 1x38mm

Recovery: Parachute

Stages: 1

Length: 82"

Diameter: 3"

Span:

Weight: 60oz



Mfg. Description:

Editorial Note:

Catalog Liveries

Web Liveries



2000

Black Brant X (4'')



MODEL NAME: **Black Brant X (4'')** *Also known as:*

NUMBER:

Introduced:

Final Year:

Designer:

Type: Scale

Motor Mount: 1x54mm

Recovery: Parachute

Stages: 1

Length: 109"

Diameter: 4"

Span:

Weight: 90oz



Mfg. Description:

Editorial Note:

Catalog Liveries

Web Liveries



2000

Bullet (4'')



MODEL NAME: **Bullet (4'')**

Also known as:

NUMBER:

Introduced:

Final Year:

Designer:

Type: Sport

Motor Mount: 1x38mm

Recovery: Parachute

Stages: 1

Length: 40"

Diameter: 4"

Span:

Weight: 39oz

Mfg. Description:

Editorial Note:



Catalog Liveries

Web Liveries



2000

Concept One (4")



MODEL NAME: **Concept One (4")**

Also known as:

NUMBER:

Introduced:

Final Year:

Designer:

Type: Sport

Motor Mount: 1x54mm

Recovery: Parachute

Stages: 1

Length: 80"

Diameter: 4"

Span:

Weight: 85 oz

Mfg. Description:

Editorial Note:



Catalog Liveries

Web Liveries



2000



Face Card(s)

Instruction Header

[illegible]

You will need the following items to complete construction of this kit:

Weight Group	Weighted Log Likelihood	Weighted Log Likelihood	Ratio
Weight	Weight	Weight	Ratio
1	1	1	1

Book Description
Full text PDF
Download for free
Please contact us at
www.mheducation.com

It goes into my subconscious and when something has a chance to be made it goes into my mind and I'm like, "I can't do it." I don't know if that's the subconscious or if it's the mind, but I know it's the subconscious. I don't know if that's the subconscious or if it's the mind, but I know it's the subconscious.

Genesis (3")



MODEL NAME: **Genesis (3")**

Also known as:

NUMBER:

Introduced:

Final Year:

Designer:

Type: Sport

Motor Mount: 1x29mm

Recovery: Parachute

Stages: 1

Length: 48"

Diameter: 3"

Span:

Weight: 35oz

Mfg. Description:

Editorial Note:



Catalog Liveries

Web Liveries



2000

IQSY Tomahawk (3")



MODEL NAME: **IQSY Tomahawk (3")**

Also known as:

NUMBER:

Introduced:

Final Year:

Designer:

Type: Scale

Motor Mount: 1x38mm

Recovery: Parachute

Stages: 1

Length: 66"

Diameter: 3"

Span:

Weight: 40oz

Mfg. Description:

Editorial Note:



Catalog Liveries

Web Liveries



2000



Face Card(s)

Instruction Header

D' Tomahawk Sounding List			
Sounding			
Sounding Order			
First	1st	1st	1st
Second	2nd	2nd	2nd
Third	3rd	3rd	3rd
Fourth	4th	4th	4th
Fifth	5th	5th	5th
Sixth	6th	6th	6th
Seventh	7th	7th	7th
Eighth	8th	8th	8th
Ninth	9th	9th	9th
Tenth	10th	10th	10th
Eleventh	11th	11th	11th
Twelfth	12th	12th	12th
Thirteenth	13th	13th	13th
Fourteenth	14th	14th	14th
Fifteenth	15th	15th	15th
Sixteenth	16th	16th	16th
Seventeenth	17th	17th	17th
Eighteenth	18th	18th	18th
Nineteenth	19th	19th	19th
Twentieth	20th	20th	20th

You will need the following items to complete construction of this list:

Item	Quantity	Material	Notes
1st	1	1st	1st
2nd	1	2nd	2nd
3rd	1	3rd	3rd
4th	1	4th	4th
5th	1	5th	5th
6th	1	6th	6th
7th	1	7th	7th
8th	1	8th	8th
9th	1	9th	9th
10th	1	10th	10th
11th	1	11th	11th
12th	1	12th	12th
13th	1	13th	13th
14th	1	14th	14th
15th	1	15th	15th
16th	1	16th	16th
17th	1	17th	17th
18th	1	18th	18th
19th	1	19th	19th
20th	1	20th	20th

Thank You!

YANK ENTERPRISES
P.O. Box 1000
Piquette, MI 49150
Phone 519-861-1111
Fax 519-861-1112

If you have any questions or comments, please contact us at 519-861-1111 or 519-861-1112.

Our goal is to provide you with the best possible service. We will do everything possible to make you and your family happy.

YANK ENTERPRISES

Also of interest: (Sandia) D Region Tomahawk Sounding Rocket Family

IQSY Tomahawk (4")



MODEL NAME: **IQSY Tomahawk (4")**

Also known as:

NUMBER:

Introduced:

Final Year:

Designer:

Type: Scale

Motor Mount: 1x54mm

Recovery: Parachute

Stages: 1

Length: 88"

Diameter: 4"

Span:

Weight: 85oz

Mfg. Description:

Editorial Note:



Catalog Liveries

Web Liveries



2000



Face Card(s)

Instruction Header

[illegible]

Also of interest: (Sandia) D Region Tomahawk Sounding Rocket Family

Iris (2")



MODEL NAME: **Iris (2")**

Also known as:

NUMBER:

Introduced:

Final Year:

Designer:

Type: Scale

Motor Mount: 1x29mm

Recovery: Parachute

Stages: 1

Length: 39"

Diameter: 2"

Span:

Weight: 16 oz

Mfg. Description:

Editorial Note:



Catalog Liveries

Web Liveries



2000



Face Card(s)



Instruction Header



Also of interest: Iris Sounding Rocket Family

Iris (3")



MODEL NAME: **Iris (3")**

Also known as:

NUMBER:

Introduced:

Final Year:

Designer:

Type: Scale

Motor Mount: 1x38mm

Recovery: Parachute

Stages: 1

Length: 60"

Diameter: 3"

Span:

Weight: 40 oz

Mfg. Description:

Editorial Note:



Catalog Liveries

Web Liveries



2000

Iris (4'')



MODEL NAME: **Iris (4'')**

Also known as:

NUMBER:

Introduced:

Final Year:

Designer:

Type: Scale

Motor Mount: 1x54mm

Recovery: Parachute

Stages: 1

Length: 80"

Diameter: 4"

Span:

Weight: 85 oz

Mfg. Description:

Editorial Note:



Catalog Liveries

Web Liveries



2000



Face Card(s)

Instruction Header

#7 0000 Worksheet 1.001

Worksheet	1.001 - Performance/Improvement Worksheet
Employee Name	1.001 - [Name]
Employee Position/Location	1.001 - [Position/Location]
Reporting Manager/Supervisor	1.001 - [Name/Title]
Period	1.001 - [Period]
Overall Score	1.001 - [Score]
Comments	1.001 - [Comments]
Signature	1.001 - [Signature]
Date	1.001 - [Date]
Reviewer	1.001 - [Reviewer]
Reviewed	1.001 - [Reviewed]
Reviewed By	1.001 - [Reviewed By]
Reviewed Date	1.001 - [Reviewed Date]

You will need the following form to complete this worksheet: #7 0000 000

Worksheet Name	1.001 - [Name]	Worksheet Title	1.001 - [Title]
Worksheet Number	1.001 - [Number]	Worksheet Date	1.001 - [Date]

Work Instructions
1.001 - [Instructions]

If you have any comments or questions, please contact the HR Department at 1.001-1234-5678. We will be happy to help you with any questions you may have. Thank you for your cooperation and assistance.

#7 0000

Also of interest: Iris Sounding Rocket Family

Mystic Buzz (3")



MODEL NAME: **Mystic Buzz (3")**

Also known as:

NUMBER:

Introduced:

Final Year:

Designer:

Type: Sport

Motor Mount: 1x29mm

Recovery: Parachute

Stages: 1

Length: 48"

Diameter: 3"

Span:

Weight: 35oz

Mfg. Description:

Editorial Note:



Catalog Liveries

Web Liveries



2000

Sandhawk (2")



MODEL NAME: **Sandhawk (2")**

Also known as:

NUMBER:

Introduced:

Final Year:

Designer:

Type: Scale

Motor Mount: 1x29mm

Recovery: Parachute

Stages: 1

Length: 54"

Diameter: 2"

Span:

Weight: 20oz

Mfg. Description:

Editorial Note:



Catalog Liveries

Web Liveries





Face Card(s)

Instruction Header



Also of interest: (Sandia) Sandhawk Sounding Rocket Family

Sandhawk (3")



MODEL NAME: **Sandhawk (3")**

Also known as:

NUMBER:

Introduced:

Final Year:

Designer:

Type: Scale

Motor Mount: 1x54mm

Recovery: Parachute

Stages: 1

Length: 80"

Diameter: 3"

Span:

Weight: 60oz

Mfg. Description:

Editorial Note:



Catalog Liveries

Web Liveries



2000

Wraith (2")



MODEL NAME: **Wraith (2")**

Also known as:

NUMBER:

Introduced:

Final Year:

Designer:

Type: Sport

Motor Mount: 1x29mm

Recovery: Streamer

Stages: 1

Length: 37"

Diameter: 2"

Span:

Weight: 13oz

Mfg. Description:

Editorial Note:

Catalog Liveries

Web Liveries



2000

Face Card(s)

Instruction Header

Also of interest:

2384

The Aftermath

Sources for *The Rocketry Index*

In putting this together, my primary sources have been the catalogs wherever possible. Most of these have been attained through <http://ninfinger.org/>. Of course, some companies do not put out catalogs. For those, I try to get what I need from their websites, assuming that the company is still in business and has a website. For those companies that have folded for any reason, the Wayback Machine web archives have often been helpful but the coverage is spotty. Also, you must have the URL exactly right. Google does not work there.

At times, it seems like I have all the needed information before me but still can't make sense of it. At times like that, the people of Ye Olde Rocket Forum have come in handy. They have a wealth of information. Other forums, particularly The Rocketry Forum, have also been extremely helpful.

What You Can Do To Help

Most of all, you can let me know when you find a problem or a mistake. I hate making mistakes but I do make them all too often. I can be contacted through Rocketryforum.com where my "handle" is JAL3. I can also be contacted by email: John@JAL3.net.

If you have a suggestion, that would be most welcome as well. The contact information given above works for suggestions as well.

Another way you can be extremely useful is by providing data. A close examination of the entries in *The Rocketry Index* will show that there are holes. I can't put out what I don't have. I relied heavily on the catalogs made available from Ninfinger, Ye Olde Rocket Forum and the others venues mentioned above. In some cases, I have been able to download catalogs directly from the manufacturers. Taken together, this provides a lot of information but still the holes persist. If you have information in the form of catalogs, old brochures, or other resources, please consider sharing those sources. I'll even volunteer to do the grunt work. If you have something that may be of use to others and entrust it to me, I'll scan it and return it safely to you. In turn, I can use the information to make this a more comprehensive resource and I'd like to pass it along to YORF for others to use as well.

A similar case can be made for the materials from individual rockets as well. Before building a rocket, please consider making scans of the decals and parts. Of course, my offer to do the scanning applies here as well but I can see how that would be a bit more problematical. Scans of instructions and facecards would be appreciated as well and here my offer to do the scanning become a bit more practical again. I will scan everything and return the originals to you...but I need the raw materials to work with.

Company Information

I had never heard of many of the companies included here in the Index before seeing some obscure reference on one of the forums or a photo posted in the TRF galleries. Many I still know only from a single example. One of the purposes of this work is to try and make sure that these small, but important, players in the hobby rocket industry are not forgotten. When you have informa-

tion, please let me know!

Rocketeers' Views of the Companies

For each company included here in the index, I want to try and include at least one “article” written by a person who has some familiarity with the company. These articles are not intended to be marketing and advertising tools but, instead, are intended to describe the niche filled by the company from the point of view of the customer.

We all know that some companies are more “reliable” than others and I don’t want to try and whitewash the reputation of any of them. Still, the purpose of this section is not to lambaste anyone but to describe what the company does do and how they do it. I can think of one particular company that is known for a fairly shoddy product when compared to most other manufacturers. Even so, they have been around a while and many of their offerings are unique, available nowhere else. I want to include the good and the bad.

I intend to solicit these articles from people I know have some familiarity with the company involved but that is not to say that others are not free to contribute as well. If you have first hand experience, your input would be most welcome. In general for this, I am looking for articles that are about the size of one typewritten page or less. If you have a photo of yourself with examples of the products, that would be most welcome as well. A caveat to remember is that these will be attributed articles. I will include names, not forum handles.

Rocketeers' Observations on the Rockets

Something else I want to invite people to contribute is information on the rockets themselves. This should be your information, not reputation or hearsay. It’s also not the place to say, “the Ultra-Roc is my favorite and everyone should have one!” You can include something like that if you wish but I am looking for something more like, “The Ultra-Roc is my most dependable egglofter. It was easy (hard, impossible, tedious, etc.) to assemble but it brings the egg down safely each time, even in a high wind. It may not always win but it does always qualify.”

Do you see the difference? The former is just a rah-rah statement. The latter tells something about the rocket.

For these “blurbs”, I am looking for something shorter than in the company articles. Anything from a single sentence to a paragraph will do. Again, they will be attributed and there will be nothing wrong with a rocket having multiple entries or with a person having entries for multiple rockets.

Let other people have the benefit of the experience you have gained first hand.

Revision History

This may be useful to nobody but me...but it is useful to me. As I complete each task, I note it here. That comes in handy on occasion, to see what order things were done. That helps in updating and correcting mistakes.

From this list, it will seem at first as if there is madness to the order in which tasks are done. I assure you that is not the case. In general, I am working alphabetically but first, making entries for those rockets that have associated galleries on TRF. If you are mad because your favorite doesn't appear, the cure is to post it in a gallery. Then it moves to the top of the list. Note that "E" had already been commenced on TRF before this index was begun. It will take some time to work around to "A" again.

My goal is to "publish" a monthly update. The first number in the revision number is the year, the second is the month.

When publicizing updates to The Rocketry Index, I will simply cut and paste the relevant portions of this table to show what has been added.

13.03

Add NCR Thunderbolt K-44
Add Semroc Blue Bird Zero KV-45
Add Apogee POF Orion #78
Add DynaStar Orion #05029
Establish Shrox Orion Family
Add Shrox Orion
Add Wildman Blackhawk 38mm
Add Wildman Blackhawk 29mm
Establish Wildman Blackhawk Family
Add Wildman Blackhawk 24mm
Add Estes Partizon #9702
Update Rocket R&D Skyraider
Add Estes Scorpion #1333
Add AMROCS Scorpion K-2
Add AMROCS Liberty Bell K-1
Add Aardvark Black Brant X
Set up Aardvark Master List
Establish Aardvark Rockets Section
Add FlisKits Diminutive Deuce MX005
Establish FlisKits Deuce's Wild Family
Add FlisKits Deuce's Wild CL002
Add Apogee POF Oberth #93
Update Rocketry Warehouse Formula 150 RW-FORMULA150
Update Rocketry Warehouse Formula 98 RW-FORMULA98
Update Rocketry Warehouse Formula 75 RW-FORMULA75
Update Rocketry Warehouse Formula 54 RW-FORMULA54
Add Rocketry Warehouse Broken Arrow XP RKT-BA
Establish Rocketry Warehouse Econoline Marketing Family
Establish Rocketry Warehouse Marketing Family Group
Establish Rocketry Warehouse Broken Arrow Family
Add Rocketry Warehouse Broken Arrow G12 EK-BKNARW-G12
Add Aerotech Phoenix #91010
Update Aerotech Arreux #89013
Update Aerotech HV Arcas #89012
Add Aerotech Mirage #89019
Update Aerotech Strong Arm #89017
Update Aerotech IQSY Tomahawk #89014
Add Aerotech Barracuda #89020
Update Aerotech Mustang #89010
Update Aerotech Initiator #89011
Add Aerotech Cheetah #89016
Update Aerotech Warthog #89018
Update Aerotech Astrobee D #89015
Add Fliskits Mudwasp MX013
Add Fliskits Freedom Forge Missile SP009
Add Leading Edge Great White LE-26
Add Quest Tomahawk SLCM Cruise Missile #3007
Establish BGM-109 Tomahawk Cruise Missile Ordnance Family

Add Quest Tomahawk Cruise Missile (MMX) #5641
Add Shrox SHX-15D
Add Shrox SHX-15B
Establish Shrox SHX-15 Family
Add Shrox SHX-15
Add Hangar 11 X-15 (6")
Add Hangar 11 X-15 (4")
Set up Hangar 11 Master List
Add Hangar 11 Company Statement
Add Hangar 11 Company Info
Establish Hangar 11 Section
Add Apogee POF Snipet #91
Add Wildman Shape Shifter Jr
Add Wildman Dra-Glo
Establish Wildman Drago Family
Add Wildman Drago
Add Apogee POF TVM-01 #73
Add Semroc Vega KV-25
Add Semroc Vega KB-5
Establish Semroc Vega Family
Add Flight Dynamics Zephyr 5
Set up Flight Dynamics Master List
Establish Flight Dynamics Section
Update Estes Cobra K-10
Update Estes Spaceman K-9
Update Estes Ranger K-6
Update Estes Space Plane K-3
Update Estes Gyroc K-24
Update Estes Apogee II K-5
Update Estes Farside-X K-12X
Update Estes Farside K-12
Update Estes Delta K-16
Update Estes Falcon K-13
Update Estes Nighthawk K-34
Update Estes Arcas K-26
Update Estes Gemini Titan K-21
Update Estes Honest John K-27
Update Estes Thor Agena B K-28
Update Estes WAC Corporal K-11
Update Estes Little Joe II K-30
Update Estes Aerobee 300 K-17
Update Estes V-2 K-22
Update Estes Saturn 1B K-29
Update Estes Mark K-2
Update Estes Scout K-1
Update Mars Snooper K-20
Update Estes X-Ray K-18
Update Estes Trident K-33
Update Estes Big Bertha K-23
Update Estes Streak K-4
Update Estes Sprite K-15
Update Estes Phantom K-7
Update Estes Drifter K-14
Update Estes Sky Hook K-8
Update Estes Astron Starlight K-32
Update Estes Alpha K-25
Update Estes Inferno
Add WCR Evenger
Add WCR X-Force
Add Estes Star Dart #2170
Add WCR Screamer II

Establish WCR Screamer Family
Establish WCR Patriarchal Family Group
Add WCR Screamer K1
Set Up WCR Master Lists
Add WCR Company Information
Establish WCR Section
Add Estes Super Flea #0815
Add ProLine Dominator 4 R2
Add ProLine Dominator 3 R2
Set up ProLine Master List
Add Proline Company Information
Establish Proline Rocketry Section
Add Performance Rocketry Dominator 5
Add Performance Rocketry Dominator 4 R2
Establish Performance Rocketry Dominator Family
Add Performance Rocketry Dominator 3
Add Squirrel Works JX-1 SW-011
Add Sero Sojos
Set up Sero Master List
Add Sero Company Info
Establish Sero-Papermodels section
Update Centuri Nike Smoke KS-15
Update Centuri V-2 KS-19
Update Centuri 1/100 Little Joe KS-9
Update Centuri 1/45 Little Joe KS-8
Update Centuri Saturn 1B KS-10
Update Centuri Saturn V KS-12
Update Centuri Arcon Hi KC-3
Update Centuri Laser-X KC-50
Update Centuri Payloader II KC-20
Update Centuri Firefly KA-6
Update Centuri Point KC-13
Update Centuri Swift KBG-3
Update Centuri Astro-1 KB-17
Update Centuri Honest John KC-25
Update Centuri Starfire KC-12
Update Centuri Javelin KC-31
Update Centuri Micron KA-5
Update Centuri Lil' Herc KA-1
Add FSI Hercules #1020
Add Apogee POF TriTip #138

13.02

Add Apogee POF TwoNer #140
Add LOC Viper IV PK-24
Add LOC Viper III PK-20
Establish LOC Viper Family
Add LOC King Viper III PK-92
Add Quest Pip Squeak #1001
Add Semroc Launch Missile KN-4
Establish the PGM-11 Redstone Missile Ordnance Family
Add PemTech Screamin' Green Meanie
Add RDC Nova III F10
Add MMWW (Estes) Star Blazer #306
Establish Estes Star Blazer Family
Add Estes Star Blazer K-31
Add Squirrel Works Stinger SW-010
Set Up Squirrel Works Master Lists
Add Squirrel Works Company Statement

Add Squirrel Works Company Info.
Establish Squirrel Works Section
Add Apogee POF Sea Snake #142
Add Madcow Super Batray 4" K-131
Add Madcow Fiberglass Batray 3" K-175
Establish Madcow Batray Family
Add Madcow Batray 2.2" K-118
Establish USR 12 Inch Marketing Family
Add USR Sentra SRB 12" #1169
Establish USR 6 Inch Marketing Family
Add USR Sentra SRB 6" #1128
Establish USR Custom Cluster Marketing Family
Add USR Sentra SRB #1187
Establish USR Experimental Rocket Marketing Family
Add USR Sentra SRB #1063
Establish USR Sentra SRB Family
Establish USR Patriarchal Family Group
Establish USR 18mm Mass Market Family
Add USR Micro-Sentra SRB #1181
Establish Semroc RDC Retro Repro Marketing Family
Add Semroc Moon Glo KV-82
Establish RDC Moon Glo Family
Establish RDC Patriarchal Family Group
Add RDC Moon Glo F1
Set up RDC Master Lists
Add RDC Company Statement
Establish RDC Section
Add Quest Navaho AGM #3003
Add Quest Big Dog #5010
Add Fliskits Dead Ringer MX017
Establish Fliskits Borealis Patriarchal Family
Add Fliskits Borealis FR008
Establish (McDonnell Douglas) F-15 Eagle Aircraft Family
Add Estes Screaming Eagle #2117
Add Apogee POF DC/SAM #83
Add Apogee POF Dart #92
Set up Apogee POF Master Lists
Add Apogee POF info
Establish Apogee POF Section
Add Shrox Hyperion
Add DynaStar LexxJet #05037
Add PML MR-1
Add PML Little Lunar Express
Add Quest Aerospace One #3015
Add Quest Aerospace One Fighter Escort #2017
Add Apogee Bolaero Z
Add Fliskits Alien8 SHX001
Add Shrox Alien8
Establish Shrox Alien 8 Family
Establish Shrox Patriarchal Family Group
Add Shrox Alien 8 Family
Update Centuri Hustler KF-10
Update Centuri Aero-Dart KF-12
Update Centuri Lil' Hustler KF-8
Update Centuri Explorer KF-9
Update Centuri Scorpion KF-6
Update Centuri Jaguar KF-4

Establish Sirius Elite Mid-Power Series Marketing Family
Add Sirius Mid-Power Interrogator S-0012
Establish Sirius Transition Series Marketing Family
Establish Sirius Marketing Family Group
Add Sirius Interrogator G S-0015
Establish Sirius Interrogator Family
Establish Sirius Rocketry Patriarchal Family Group
Add Sirius Interrogator S-0011
Set up Sirius Master Lists
Add Sirius Company Statement
Add Sirius Company Information
Establish Sirius Rocketry Section
Update Stefan Jones Centuri Aero-Dart KF-2 entry
Update Centuri T-Bird KC-9
Update Centuri Centaur KC-15
Update Centuri Micro Probe KB-22
Add Estes Skybolt #1334
Add Aries VS-40
Set Up Aries Master List
Add Aries Company Info
Establish Aries Paper Models Section
Establish VS-40 Sounding Rocket Family
Add Semroc My Boid KA-6
Update Centuri Black Widow KB-6
Update Centuri X-21 KGB-1
Stefan Jones Remembers the Centuri Aero-Dart KF-2
Update Centuri Chuter 2 KC-16
Update Centuri Javelin KC-31
Update Centuri Defender KC-35
Update Centuri Snipe Hunter KB-13
Update Centuri Recruiter KC-30
Add Estes Stinger #1905
Update Centuri Payloader KC-20
Update Centuri Starfire KC-12
Establish MPC Mach 10 Series Marketing Family
Establish MPC Marketing Family Group
Add MPC Icarus C R-205
Set Up MPC Master Lists
Establish MPC Section
Update Centuri Micon KA-5
Update Centuri Lil' Hercules KA-1
Establish Pegasus Launch Vehicle Family
Add Jon Leslie Pegasus
Set up Jon Leslie Master List
Add Jon Leslie Statement
Add Jon Leslie Information
Establish Jon Leslie Section
Update Centuri Honest John KC-25
Update Centuri Arcon Hi KC-3
Update Centuri Arcon KC-1
Add Centuri Tomahawk KC-40
Update Centuri Iris KC-14
Update Centuri Astrobee 350 KC-5
Update Centuri Little Joe II KS-8
Add NewWay Square in the Air
Add NewWay 4 Square
Add Enertek Emano #8813
Add Enertek Raven #8818
Establish Lucky Seven Launch Vehicle Family
Establish Gauchito Launch Vehicle Family
Establish Cosmos Mariner Launch Vehicle Family
Establish Canadian Arrow Launch Vehicle Family
Update X Prize Launch Vehicle Family
Update Vostok Launch Vehicle Family
Update V-2 Launch Vehicle Family
Update Titan III Launch Vehicle Family
Update Thor Agena Launch Vehicle Family
Update Soyuz Launch Vehicle Family
Update Saturn V Launch Vehicle Family
Update Saturn I Launch Vehicle Family
Update PEPPAeroshell Launch Vehicle Family
Update Mercury Redstone Launch Vehicle Family
Update Mercury Atlas Launch Vehicle Family
Update Little Joe II Launch Vehicle Family
Update Little Joe Launch Vehicle Family
Update Juno II Launch Vehicle Family
Update Juno I Launch Vehicle Family
Update Gemini Titan Launch Vehicle Family
Update Falcon 9 Launch Vehicle Family
Update Delta IV Launch Vehicle Family
Update Delta II Launch Vehicle Family
Add Estes DOM Space Twins #41
Update Atlas Agena Launch Vehicle Family

Update Ares 1 Launch Vehicle Family
Update X-15 Aircraft Family
Update F-104 Starfighter Aircraft Family
Update WAC Corporal Sounding Rocket Family
Update Terrier Orion Sounding Rocket Family
Update Sandhawk Sounding Rocket Family
Update Nike Smoke Sounding Rocket Family
Update Nike Apache Sounding Rocket Family
Update Nell Sounding Rocket Family
Update L13 Sounding Rocket Family
Update Iris Sounding Rocket Family
Update D Region Tomahawk Sounding Rocket Family
Update Black Brant X Sounding Rocket Family
Update Black Brant V Sounding Rocket Family
Update Black Brant IV Sounding Rocket Family
Update Black Brant II Sounding Rocket Family
Update Astrobee Sounding Rocket Family
Update ASP Sounding Rocket Family
Update Arcon Sounding Rocket Family
Update Arcas Sounding Rocket Family
Update Aerobee Sounding Rocket Family
Update Gabriel Missile Ordnance Family
Update XLIM-49 Nike Zeus Ordnance Family
Split off Patriarchal Family Group
Split off Ordnance Family Group
Split off Sounding Rocket Family Group
Split off Aircraft Family Group
Split off Launch Vehicle Family Group
Split off Media Family Group
Split off Marketing Family Group
Update V-2 Ordnance Family
Update RIM-24 Tartar Ordnance Family
Update MX-774 HIROC Ordnance Family
Update MM-38 Exocet Family
Update MIM-104 Patriot Ordnance Family
Update MIM-23 Hawk Ordnance Family
Update MIM-14 Nike Hercules Ordnance Family
Update MIM-3 Nike Ajax Ordnance Family
Update MGM-5 Corporal Ordnance Family
Update MGR-3 Little John Ordnance Family
Update MGR-1 Honest John Ordnance Family
Update CIM-10 Bomarc Ordnance Family
Update ASRAAM Python Ordnance Family
Update AS-37 Martel Ordnance Family
Update AQM-37 Jayhawk Ordnance Family
Update AIM-120 ASRAAM Ordnance Family
Update AIM-54 Phoenix Ordnance Family
Update AIM-9 Sidewinder Ordnance Family
Update AGM-114 Hellfire Ordnance Family
Update AGM-84 Harpoon Ordnance Family
Update AGM-12 Bullpup Ordnance Family
Update Ordnance Family Group
Add Enertek Aero #8817
Add Enertek Grand Slam #8816
Add Enertek Anvil #8811
Update Estes Falcon K-13
Update Estes Space Plane K-3
Add Estes Nighthawk K-34
Update Estes Apogee II K-8
Update Estes Farside X K-12X
Update Estes Farside K-12
Update Estes Delta K-16
Update Estes Mark K-2
Update Estes Scout K-1
Update Estes Drifter K-14
Update Estes Sky Hook K-8
Update Estes Cobra K-10
Update Estes Mars Snooper K-20
Update Estes Spaceman K-9
Update Estes Phantom K-7
Update Estes Big Bertha K-23
Add Estes Starlight K-32
Update Estes X-Ray K-18
Add Estes X-Ray #0834
Update Estes Streak K-4
Update Estes Sprite K-15
Update Estes WAC Corporal K-11
Update Estes Arcas K-26
Update Estes V-2 K-22
Update Estes Thor Agena-B K-28

Establish Terrier Orion Sounding Rocket Family
Add Quest Terrier Orion #2015
Update K and S Company Info
Add Giant Leap Nuclear Sledgehammer
Update Estes Aerobee 300 K-17
Update Estes Gemeni Titan K-21
Update Estes Honest John K-27
Add TLP Nike Hercules Plan Pack
Establish MIM-14 Nike Hercules Ordnance Family
Add Roachwerks 24mm Nike Hercules
Update Roachwerks Company info
Update Estes Saturn 1B K-29
Add Estes Little Joe II K-30
Update Estes Alpha K-25
Add Fliskits Richter Recker CL001

13.01

Establish Nike Cajun Sounding Rocket Family
Add Enertek Nike Cajun #8822
Add Enertek Astrobee 1500 #8821
Add ASP 38mm WAC Corporal KWAC-38
Add Estes Mini Tri Pak Sting Ray #0866
Add LOC Minie Magg PK-68
Add TLP Exocet MM.40 (Early) K008
Add TLP Exocet AM.39 K041
Add Odd'I Up Cup
Set Up Odd'I Rockets Master List
Add Odd'I Company information
Establish Odd'I Rockets Section
Add Fliskits Tres 24mm CL003-24
Add Fliskits Tres 13mm CL003-13
Establish Fliskits Tres Patriarchal Family
Add Fliskits Tres CL003
Add Enertek Arcas #8820
Establish RIM-24 Tartar Ordnance Family
Add Estes Tartar #1360
Establish AS-37 Martel Ordnance Family
Add TLP Martel AS.37 K053
Add NARTS Grumpy Dog II SP-101
Set up NARTS master lists
Establish NARTS Section
Add Enertek Big Thunder #8812
Add Public Enemy Gladiator
Establish Public Enemy Gladiator Family
Establish Public Enemy Patriarchal Family Group
Add Public Enemy Baby Gladiator
Add Public Enemy Company Statement
Add Public Enemy Company Info
Establish Public Enemy Section
Add Rocket R&D Peacock (2.6")
Add Rocket R&D Jayhawk (3.9")
Add Rocket R&D Jayhawk (2.6")
Add Rocket R&D Skyraider
Add Rocket R&D WAC Corporal (3.9")
Add Rocket R&D Iris (4")
Establish MGM-5 Corporal Ordnance Family
Add Rocket R&D Corporal 4"
Add Rocket R&D Sandhawk 5.5"
Add Rocket R&D Sandhawk 2.6"
Add Rocket R&D Sandhawk 3.9"
Add Rocket R&D Asp 5.5"
Establish ASP Sounding Rocket Family
Add Rocket R&D Asp 4"
Add MMWW Micro-Maxx ASP Sounding Rocket #305
Add Rocket R&D Mighty Falcon 5.5"
Add Madcow Super DX3 XL 4" FG K-166
Add Madcow Super DX3 4" FG K-159
Add Madcow Super DX3 4" K-129
Add Madcow DX3 Massive 5.5" FG K-167
Add Madcow DX3 FG K-170
Establish Madcow DX3 Family
Establish Madcow Patriarchal Family Group
Add Madcow DX3 K-126
Add Rocket R&D Arcon
Add Rocket R&D Arcas
Add Rocket R&D Aerobee Hi
Add K&S Arctic Wolf 2
Add K&S Arctic Wolf DD
Establish K&S Arctic Wolf Family
Establish K&S Patriarchal Family Group
Add K&S Arctic Wolf
Add Estes Solar Warrior #0895
Add Quest Bright Hawk #1017
Add Fliskits Midnight Express FRE01
Add Madcow Momba K-100
Add Madcow Torrent #07231
Add Estes Blackhawk #2053
Establish Buck Rogers Starfighter Media

Family
Add Centuri Earth Forces Starfighter #5335
Add Fliskits Buck Shot MX020
Add TLP Harpoon AGM-84A K012
Establish AGM-84 Harpoon Ordnance Family
Add Quest Harpoon AGM #3008
Add Estes Yankee #1381
Add FSI Intrepid #1032
Add Rocket R&D Brutus EXP
Add Rocket R&D Big Brutus (5.5")
Establish Rocket R&D Brutus Family
Establish Rocket R&D Patriarchal Family Group
Add Rocket R&D Brutus
Set up Rocket R&D Master List
Establish Rocket R&D section
Update Estes Streak K-4
Update Estes Sprite K-15
Update Estes Mark K-2
Update Estes Scout K-1
Update Estes Falcon K-13
Update Estes Space Plane K-3
Update Estes Ranger K-6
Update Estes Cobra K-10
Update Estes Sky Hook K-8
Update Estes Spaceman K-9
Update Estes Phantom K-7
Update Estes Big Bertha K-23
Update Estes Mars Snooper K-20
Update Estes Apogee K-5
Update Estes Farside X K-12X
Update Estes Farside K-12
Update Estes Delta K-16
Update Estes X-Ray K-18
Update Estes Drifter K-14
Add MMWW Thor Agena #360
Establish Thor Agena Launch Vehicle Family
Add Estes Thor Agena-B K-28
Update Estes V-2 K-22
Update Estes Aerobee 300 K-17
Update Estes WAC Corporal K-11
Update Estes Gemini Titan K-21
Update Estes Alpha K-25
Add ASC MatterFly G1
Add Madcow 2.6" FG Lil' Goblin K-164
Add Madcow 2.6" Lil' Goblin K-139
Add 5.5" Polecat Goblin #361
Establish Polecat Goblin Family
Establish Polecat Patriarchal Family Group
Add 3" Polecat Goblin #27
Add ASC Terminus K5
Add ASC Screamin' Streamer K3
Add ASC Flying Ounce K2
Add ASC Hard Boiled K4
Add ASC Preem Palvor K1
Set up ASC Master Lists
Add ASC Company Statement
Establish ASC Section
Update AeroTech HV Arcas #89012
Add AeroTech Astrobee D #89015
Update Estes Ranger K-6
Update Estes Cobra K-10
Add Estes Delta K-16
Update Estes Falcon K-13
Update Estes Space Plane K-3
Update Estes Spaceman K-9
Update Estes Sky Hook K-8
Update Estes Phantom K-7
Update Estes Streak K-4
Update Estes Apogee II K-5
Update Estes Farside-X K-12X
Update Estes Farside K-12
Update Estes Mark K-2
Update Estes Scout K-1
Add Estes Drifter K-14
Update Estes WAC Corporal K-11
Add Estes Aerobee 300 K-17
Update Estes Gemini Titan K-21
Update Centuri Hustler KF-10
Add PD Rocketry A-20 Demon
Set up PD Rocketry Master List
Establish PD Rocketry Section
Update Centuri Aero-Dart KF-12
Update Centuri Explorer KF-9
Update Centuri Jaguar KF-4
Update Centuri Scorpion KF-6
Update Centuri Lil' Hustler KF-8
Update Centuri X-21 BG-21
Add Centuri X-21 KGB-21
Update Centuri T Bird KC-9
Update Centuri Centaur KC-15
Establish Yank Mystic Buzz Family
Establish Yank Patriarchal Family Group
Add LOC Athena 3 PK-37

Update Centuri Defender KC-35
 Update Centuri Arcon Hi KC-3
 Establish Centuri Arcon KC-1
 Update Centuri Micro Probe KB-22
 Update Centuri Black Widow KB-6
 Update Centuri Snipe Hunter KB-13
 Update Centuri Chuter Two KC-16
 Update Centuri Javelin KC-31
 Update Centuri Payloader II KC-20
 Update Centuri Recruiter KC-30
 Update Centuri Lil' Hercules KA-1
 Update Centuri Micron KA-5
 Update Centuri Honest John KC-25
 Update Centuri Iris KC-14
 Update Centuri Astrobee 350 KC-5
 Add Excelsior Polar I
 Add Excelsior Goony Ghost
 Add Semroc Scrambler KV-34
 Establish Estes Scrambler Family
 Add Estes Scrambler K-37
 Add Dr. Zooch Saturn I
 Add Centuri Quasar KC-7
 Establish Gabriel Missile Ordnance Family
 Add TLP Gabriel III/AS K010

12.12

Add Estes Der V3 #1970
 Add Estes (Battlestar Galactic) Laser
 Torpedo #1311
 Add Fliskits Whatchamacallit SP017
 Add Fliskits doo-Hickey MX009
 Add Fliskits dooDad SP025
 Establish Fliskits Jig-Tech Marketing Family
 Establish Fliskits Thing-a-ma-Jig Family
 Add Fliskits Thing-a-ma-Jig SP015
 Add Estes Athena #2026
 Add FSI Micro MRK-8
 Revision 12.11 never published, continued
 into 12.12

12.11

Add FSI Sprint MRK-7
 Add FSI Nova MRK-3
 Update Aerotech Initiator #89011
 Add Aerotech Mustang #89010
 Add Aerotech IQSY Tomahawk #89014
 Add CMR Hat Trick
 Add CMR Red Brat C21
 Add CMR Thunderbolt C20
 Add CMR Big Bee C22
 Establish Helicopter Duration Family
 Add CMR Helicopter C18
 Add CMR Tachyon C16
 Update CMR Marcus C6
 Update CMR Chameleon C12
 Add CMR Shark C15

12.10

Update CMR VIP C11
 Update CMR Pen C10
 Update CMR Start C7
 Update CMR Rapier C5
 Add CMR Double Eggle C19
 Add Humpty Dumpty Plastic Parts Kit C13
 Establish CMR Humpty Dumty Family
 Add CMR Humpty Dumpty C14
 Update CMR ELO C3
 Update CMR Robin C9
 Add Estes EPM-010 #7216
 Update CMR Effy C4
 Add CMR The Pirate C17
 Update CMR Hyper C2
 Update CMR Paratrooper C8
 Update CMR Break Away C1
 Add CMR PW-11 BG6
 Add CMR Mini Manta BG5
 Add New Way SquareOne
 Add New Way N-20 Demon
 Establish Estes Demon Patriarchal Family
 Add Estes Demon K-58
 Add New Way Lune R-4
 Add Semroc Lune R-1 KB-35
 Establish Semroc Lune R-1 Family
 Add Semroc Lune R-1 KB-8
 Add New Way SkyRise
 Add Quest Big Betty #1014
 Establish (Goddard) L-13 Sounding Rocket
 Family
 Add Fliskits L-13 SC004
 Add Quasar One Delta 5 #601
 Set Up Quasar One Master Lists
 Establish Quasar One Section
 Add Centuri Thunder Bird #5339

Add Custom Sport #10037
 Add Bal-Rock Roc-A-Chute Mark II Mrk II
 Establish Semroc Bal-Rock Retro Repro
 Marketing Family
 Establish Bal-Rock Roc-A-Chute Mark II
 Mrk II Family
 Establish Bal-Rock Patriarchal Family Group
 Add Semroc Mark II KV-1
 Establish PEPP Aeroshell Launch Vehicle
 Family
 Add Semroc Sprite KV-86
 Establish Applewhite Pinwheel family
 Add Applewhite 18mm Pinwheel

12.09

Add Estes Star Stryker #3206
 Add Rocwerks Reactor #101
 Set up Rocwerks Master Lists
 Add Rocwerks Company Info
 Establish Rocwerks Section
 Add PemTech Kraken
 Establish PemTech Kraken Family
 Establish PemTech Patriarchal Family Group
 Add PemTech King Kraken
 Set up PemTech Master List
 Add PemTech Company Statement
 Add PemTech Company Info
 Establish PemTech Section
 Add PML Bull Puppy 2.1
 Establish AGM-12 Bullpup Ordnance Family
 Add PML Bull Puppy
 Add Semroc Omega KV-64
 Add Wildman Wild Child
 Add Wildman Wildman JR
 Add Wildman Wildman Dual Deploy
 Add Wildman Wildman 22
 Add Wildman Wildman
 Add Wildman Ultimate Wildman
 Establish Wildman Wildman Family
 Add Wildman Wilman Extreme
 Update CMR Buzzard BG4
 Update CMR Orbitran BG3
 Update CMR Sting Ray BG-2
 Update CMR Manta BG-1
 Update CMR D-Region Tomahawk S-1
 Update Estes Monarch #7214
 Add LOC Onyx PK-12
 Add LOC Cyclotron PK-47
 Establish (Sandia) Doorknob Sounding
 Rocket Family
 Establish Fliskits Robert H. Goddard
 Historic Series Marketing Family
 Establish (Goddard) Nell Sounding Rocket
 Family
 Add Fliskits Nell SC003
 Add LOC Stovi PK-40
 Add Red River StarLiner DST K-005
 Set up Red River master lists
 Add Red River Company Statement
 Add company info for Red River
 Establish Red River Rocketry Section
 Add Estes Viking #1755
 Establish Estes Viking Family
 Add Estes Viking #1949

12.08

Add Yank Black Brant X 4"
 Add Yank IQSY Tomahawk 4"
 Add Yank Bullet 4"
 Add Yank Concept One 4"
 Add Yank IQSY Tomahawk 3"
 Add Yank Black Brant X 3"
 Add Yank Sandhawk 3"
 Add Yank Mystic Buzz 3"
 Add Yank Genesis 3"
 Add Yank Wraith 2"
 Establish (Sandia) Sandhawk Sounding
 Rocket Family
 Add Yank Sandhawk (2")
 Establish Black Brant X Sounding Rocket
 Family
 Add Yank Black Brant X 2"
 Add Yank Astrobee 2"
 Add Cygnus 76er
 Add Cygnus Blazer
 Update Centuri Hustler KF-10
 Update Centuri Aero-Dart KF-12
 Update Centuri Explorer KF-9
 Add Centuri Jaguar KF-4
 Update Centuri Scorpion KF-6
 Update Centuri Lil' Hustler KF-8
 Update Centuri X-21 BG-21
 Update Centuri T Bird KC-9

Update Centuri Centaur KC-15
 Update Centuri Arcon Hi KC-3
 Update Centuri Arcon KC-1
 Update Centuri Micro-Probe KB-22
 Update Centuri Black Widow KB-6
 Update Centuri Javelin KC-31
 Update Centuri Payloader II KC-20
 Update Cygnus X-1 NEAV
 Add Cygnus Critter
 Add Wildman Warrior Jr
 Add Semroc Recruiter Space Probe KV-22
 Establish Centuri Recruiter Family
 Add Centuri Recruiter KC-30
 Update Centuri Lil' Hercules KA-1
 Update Centuri Micron KA-5
 Add LOC Hi-Tech PK-56
 Add LOC EZI-65 Mini #0175
 Establish LOC EZI-65 Family
 Add LOC EZI-65 PK-64
 Add Centuri Honest John KC-25
 Add Yank Iris 2"
 Add Yank Iris 3"
 Add Yank Iris 4"
 Set up Yank master list
 Add Yank company info
 Establish Yank Enterprises Section
 Add Semroc Iris KD-4
 Establish Iris Sounding Rocket Family
 Add Centuri Iris KC-14
 Update Centuri Astrobee 350 KC-5
 Add CMR Chameleon C12
 Add CMR Hyper C2
 Add CMR VIP C11
 Add CMR Pen C10
 Add CMR Start C7
 Add Performance Rocketry Gizmo XL
 Establish Performance Rocketry Gizmo
 Family
 Establish Performance Rocketry Patriarchal
 Family Group
 Add Performance Rocketry Gizmo
 Add LOC Nuke Pro Max PK-5
 Establish LOC Novice Kit Series Marketing
 Family
 Add LOC Lil' Nuke PK-4
 Establish LOC Mini Missile Family
 Add LOC Big Nuke Mini #0174
 Add LOC Big Nuke 3E PK-82-3E
 Establish LOC Nuke Family
 Add LOC Big Nuke PK-82
 Add Estes Nike Smoke #9704
 Add Semroc Hydra One KA-18
 Establish Semroc Retro Repro Family
 Add Semroc Hydra VII KV-29
 Establish Semroc Hydra VII Family
 Establish Semroc Patriarchal Family Group
 Add Semroc Hydra VII KB-7
 Add MMWW (Estes) Tornado #338
 Add Estes Twister #1449
 Establish Estes Tornado Family
 Add Estes Tornado #2004
 Add Estes Mini Meanie #1202
 Add CMR Effy C4
 Add CMR Rapier C5
 Add Estes Moon Mutt #1476
 Add Custom Redliner #10011
 Add CMR Marcus C6
 Add CMR Robin C9
 Establish Egg Lofter Family
 Add CMR ELO C3
 Add CMR Paratrooper C8
 Add CMR Break Away C1
 Establish Applewhite Spartan Family
 Add Applewhite 13mm Spartan
 Establish CMR Manta Family
 Establish CMR Patriarchal Family Group
 Add CMR Orbitron BG3
 Add CMR Buzzard BG4
 Establish LOC ISP Performance Series
 Marketing Family
 Add LOC Warlock PK-80
 Add CMR Sting Ray BG2
 Add CMR Manta BG1
 Add Estes Sky Hook K-8
 Add Estes Phantom K-7B
 Establish Estes Phantom Family
 Add Estes Phantom K-7
 Update Estes Space Plane K-3
 Add Estes WAC Corporal K-11
 Establish Estes DOM Top Secret Family
 Establish Estes DOM Patriarchal family
 group
 Add Estes DOM Top Secret #78
 Set up Estes DOM Master lists
 Establish Estes DOM section

Add CMR D Region Tomahawk S1
 Set up CMR Master Lists
 Establish CMR Section
 Add Apogee Saturn V #05026
 Add Centuri Saturn 5 KS-12
 Add DynaStar Stonebreaker #05028
 Add MMWW (Estes) Sentinel #358
 Establish Estes Sentinel Family
 Add Estes Sentinel #1987
 Add Estes Maxi-Brute V-2 #1952
 Add ARR Basic Blues 4
 Add ARR Basic Blues 3
 Establish ARR Basic Blues Family
 Establish ARR Patriarchal Family Group
 Add ARR Basic Blues 38
 Add BMS Gyroc K24
 Add Madcow Arcas HV K-144
 Add Estes Arcas K-26
 Update AT G Force #82091
 Establish Centuri Stellar Marketing Family
 Add Centuri (Stellar) Hercules KD-13
 Add AMROCS Wombat K-5
 Set up AMROCS master lists
 Establish AMROCS section
 Add Estes Invader K-19
 Add Excelsior Goonybird Zero
 Add Fliskits Long OverDue SP008
 Establish Fliskits OverDue Family
 Establish Fliskit patriarchal family group
 Add Fliskits OverDue OD001
 Add NCR Big Brute K-53
 Add Fliskits Decaffeinator SP011
 Add MMWW (Estes) The Bat #344
 Establish Estes Bat Family
 Add Estes Hyper Bat #7217
 Add MMWW (Estes) Optima #385
 Update Estes Shadow #2094
 Add Estes Eclipse #0846
 Add Shrox Icarus
 Set up Shrox master list
 Establish Shrox Industria Section
 Establish Quest Advanced Rocketry
 Marketing Family
 Establish Quest Marketing family group
 Add Quest High-Q #5012
 Add Estes Bail-Out #2070
 Add TLP Scimitar K027
 Add Custom Venture #10019
 Add Estes V-2 #1926
 Add Estes V-2 K-22
 Add Centuri SSV Scorpion #5307
 Add Estes Ninja #0882
 Add Estes Echo #1950
 Add Centuri Python Fighter #5358
 Add Semroc SLS Javelin KLV-16
 Add Semroc Arcon-Hi KV-15
 Add Excelsior Der Fat Max
 Add Coaster Mercury
 Add Coaster Space Probe I
 Add Coaster Saturn
 Add Centuri USS America #5310
 Add Centuri Satellite 62SL KM-2
 Add Estes Solar Probe #2051
 Add Centuri Photon Probe KD-16
 Add Semroc SLS Laser-X KLV-33
 Add New Way Quad Goblin
 Set up New Way Master list
 Add New Way Company Statement
 Add New Way company infor
 Establish New Way Section
 Add Coaster Centauri Dynasoar
 Add Tango Papa 1.6x Mars Lander
 Add Tango Papa 2x Mars Lander
 Establish Estes Mars Lander Family
 Add Tango Papa 1.6x Mars Lander
 Set up Tango Papa Master list
 Add Tango Papa Company info
 Establish Tango Papa Section
 Add Custom Serin #10038
 Add Ace Mini-Allegro
 Add Ace Sonic
 Add Ace Shark
 Add Ace Andante
 Add Ace Ultra
 Set up Ace master list
 Add Ace company info
 Establish Ace Rocket Mfg. section
 Add Estes Challenger II #1330
 Add Dr. Zooch Space Launch System
 Add Madcow 4" Little John K-142
 Add Madcow 2.6" Little John K-101

12.07

Add DG&A Armageddon 54mm

Add DG&A Armageddon 29mm
Update DG&A Armageddon 38mm
Establish DG&A Armageddon Family
Establish DG&A Patriarchal family group
Add Polecat 10" Fat Man #10
Add Urban Kartonmodelle Mercury Little Joe
Set up Urban Kartonmodelle master list
Establish Urban Kartonmodelle section
Add NCR SA-14 Archer K-76
Add Estes AIM-9 Sidewinder #2125
Establish AIM-9 Sidewinder Ordnance Family
Add TLP Sidewinder AIM-9L K030
Add TLP Nike Ajax K060
Add Roachwerks Nike Ajax (18mm)
Add Roachwerks Nike Ajax (13mm)
Add Semroc SLS Lil' Hustler KV-57
Add Semroc SLS Hustler KV-11
Add Semroc Mini Hustler KA-20
Add Centuri Lil' Hustler KF-8
Establish Centuri Hustler Family
Add Centuri Hustler KF-10
Add Centuri Scorpion KF-6
Update Centuri Acro Bat KBG-3
Update Centuri X-21 BG-21
Add Centuri T Bird KC-9
Update Centuri Black Widow KB-6
Establish Centuri Micro-Probe Family
Add Centuri Micro-Probe KB-22
Establish Astrobee Sounding Rocket Family
Add Centuri Astrobee 350 KC-5
Add Centuri Arcon-Hi KC-3
Add Centuri Arcon KC-1
Update Centuri Micron KA-5
Add Rocketry Warehouse Flying Pumpkin EK-FP-G12
Set up Rocketry Warehouse master list by number
Add LOC Loc-IV PK-48
Establish Estes Hi Flier Family
Add Estes Hi Flier XL #3226
Add Thrustline ATGW TA-026
Add Thrustline Starship Electra TA-025
Add Thrustline D-Region Tomahawk TA-024
Add Thrustline Arapahe E TA-023
Add Thrustline Tribute II TA-022
Add Thrustline Astral Lance TA-021
Add Thrustline V2 TA-019
Add Thrustline Mars Probe TA-018
Add Thrustline F-24 Panther Interceptor TA-017
Update Thrustline A-Slam TA-016
Update Thrustline Mini Mike IX TA-027
Update Thrustline Mike IX TA-015
Update Thrustline Sea Dart TA-014
Update Thrustline Flux Probe TA-013
Update F-19 Night Fighter TA-012
Update Thrustline Hank TA-011
Update Thrustline Smon N' Fire TA-010
Update Thrustline Seeker TA-009
Update Thrustline Pumpkin Head TA-008
Update Thrustline Duster TA-007
Update Thrustline Double Up TA-006
Update Thrustline Star Hauler TA-005
Update Thrustline Alien Troop Mover TA-004
Update Thrustline Zack Attack TA-003
Update Thrustline Mighty Mick TA-002
Update Thrustline Black Shadow TA-001
Add Thrustline A-Slam TA-016
Establish Thrustline Patriarchal Family Group
Establish Thrustline Mike IX Family
Add Thrustline Mike IX TA-015
Add Thrustline Sea Dart TA-014
Add Thrustline Flux Probe TA-013
Update Thrustline Seeker TA-009
Update Thrustline Smoke N' Fire TA-010
Update Thrustline Star Hauler TA-005
Add Thrustline F-19 Night Fighter TA-012
Add Thrustline Hank TA-011
Add Thrustline Smoke N' Fire TA-010
Add Thrustline Seeker TA-009
Add Thrustline Pumpkin Head TA-008
Add Thrustline Duster TA-007
Add Thrustline Double-Up TA-006
Add Thrustline Star Hauler TA-005
Add Thrustline Alien Troop Mover TA-004
Add Thrustline Zack Attack TA-003
Add Thrustline Mighty Mick TA-002
Add Thrustline Black Shadow TA-001
Add Thrustline Space Man TACL-044
Add Semroc SpaceMan XES-K9

Establish Estes Spaceman Family
Estes Spaceman K-9
Add NCR Interceptor G #3516
Add Roachwerks Orbital Transport
Add Thrustline Orbital Transport TACL-043
Add Thrustline Mosquito TACL-042
Add Thrustline Apogee II TACL-041
Establish Estes Apogee Family
Add Estes Apogee K-5
Add Thrustline Yellow Jacket
Add MMWW (Estes) Yellow Jacket #326
Add Estes Yellow Jacket #7005
Establish Estes Yellow Jacket Family
Add Estes Yellow Jacket #2008
Add Thrustline EAC Viper TACL-039
Add QModeling Rogue
Establish Estes Rogue Family
Add Estes Rogue #0818
Add Thrustline Avenger TACL-037
Establish Estes Avenger Family
Add Estes Avenger K-38
Establish Estes (Citation) Patriot Family
Add Thrustline Patriot TACL-036
Add Thrustline Omega TACL-035
Establish Estes Omega Family
Add Estes Omega K-52
Add Thrustline Trident TACL-034
Add MMWW (Estes) Trident #321
Add Estes Trident II #2033
Establish Estes Trident Family
Add Estes Trident K-33
Establish Estes Cobra Family
Add Thrustline Cobra TACL-033
Add NCR Lance Beta K-47
Add Rocketarium.com AIM 120 AMRAAM RK-AMRAA
Set up Rocketarium.com master lists
Add company info for Rocketarium.com
Establish Rocketarium.com section
Add Performance Rocketry 1/2 Scale AMRAAM
Add MMWW AIM-120A AMRAAM (Navy Ver.) #285
Establish AIM 120 AMRAAM Ordnance Family
Add Estes AIM 120 AMRAAM #2153
Add Thrustline Orbital Interceptor TACL-032
Establish Estes Orbital Interceptor Family
Add Estes Orbital Interceptor #1359
Add Thrustline Sprite TACL-031
Add Hawks Hobby Super Sprite HH-80
Set up Hawks Hobby master lists
Add Hawks Hobby company statement
Establish Hawks Hobby Section
Establish Estes Sprite Family
Add Estes Sprite K-15
Add Thrustline Constellation TACL-035
Establish Estes Constellation Family
Update Estes Constellation K-35
Establish Estes Goonybird marketing family
Add Estes Cloud Hopper #0851
Add Estes Teros #1285
Establish Estes Teros Family
Add Estes Teros KL-5
Add Thrustline Alien Explorer TACL-029
Establish Estes Alien Explorer Family
Add Estes Alien Explorer #1372
Add Thrustline Deep Space Transport TACL-028
Establish Estes Andromeda Family
Add Thrustline Andromeda TACL-027
Establish Estes Ranger Family
Add Thrustline Ranger TACL-026
Add Thrustline Mars Snooper TACL-024
Add Thrustline Der Red Max TACL-025
Add Thrustline Der Big Red Max 24mm TACL-025aa
Establish Estes Blue Bird Zero Family
Add Thrustline Blue Bird Zero TACL-023
Add Thrustline Scamp TACL-022
Add Estes Scamp #1286
Establish Estes Coldpower Family
Establish Estes Scamp Family
Add Estes Scamp KL-1
Add Thrustline Starliner TACL-021
Establish Estes Estes Starliner Family
Add Estes Estes Starliner #0863
Add Thrustline Little John TACL-020
Add Thrustline Pegasus TACL-019
Establish Estes Pegasus Family
Add Estes Pegasus #0806
Add Thrustline Sprint TACL-018
Add MMWW Sprint #297
Establish Estes Sprint Family

Establish Streamer Duration Family
Add Estes Sprint K-49
Add Thrustline Arcas TACL-017
Add Thrustline V-2 TACL-016
Add Giant Leap Talon 6
Add Giant Leap Talon 4
Add Giant Leap Talon 3
Add Giant Leap Talon 2
Establish Giant Leap Talon family
Establish Giant Leap Patriarchal family group
Set up Giant Leap master list
Add Giant Leap company statement
Add Giant Leap company data
Establish Giant Leap Section
Add Rocketry Warehouse Formula 54
Add Rocketry Warehouse Formula 75
Add Fat Cat F104 Starfighter
Set up Fat Cat Master list
Establish Fat Cat Rockets Section
Establish the F-104 Starfighter Aircraft Family
Add Modelrockets.US Nike Smoke 2.6 #01039
Set up Modelrockets.US master lists
Add Modelrockets.US company information
Establish Modelrocket.US section
Add NCR Patriot K-85
Add Fliskits ACME Spitfire SP007
Update Aerotech Arreux #89013
Add Rocket Vision Machbuster
Set up master list for Rocket Vision
Establish Rocket Vision Section
Add Rocketry Warehouse Formula 150
Add Estes Exocet MM38 #1925
Establish Exocet Ordnance Family
Establish the AGM-114 Hellfire Ordnance Family
Add MMWW (Wildman) DarkStar
Add Wildman Ultimate DarkStar
Add Wildman DarkStar Mini
Add Wildman DarkStar Lite
Add Wildman DarkStar JR Dual Deploy
Add Wildman DarkStar JR
Add Wildman DarkStar Extreme
Add Wildman DarkStar 4 Dual Deploy
Add Wildman DarkStar 4
Add Wildman DarkStar
Establish Wildman DarkStar Family
Establish Wildman Rocketry Patriarchal Family Group
Set up Wildman Master list
Add Wildman company information
Establish Wildman Rocketry section
Add Semroc Tau Zero KN-2
Add Rocketry Warehouse Formula 98
Establish Rocketry Warehouse Formula X Family
Establish Rocketry Warehouse Patriarchal Family Group
Set up Rocketry Warehouse master list
Add Rocketry Warehouse company information
Establish Rocketry Warehouse Section
Add Quest Cobalt #1021
Add Semroc VG-261 KA-10
Add Estes Spin Fin #1355
Add Estes Constellation
Add Vaughn Bros Javelin
Establish Vaughn Brothers Rocketry Section
Add Estes Leviathan #9700
Establish Estes Pro Series II Marketing Family
Add Estes Ventris #9701
Add Coaster Super-Son
Set up Coaster Company Master List
Add Coaster Company information
Establish Coaster Company Section
Add Estes Vagabond #3217
Establish Falcon 9 Launch Vehicle Family
Add SpaceX Falcon 9 with Dragon
Set Ups SpaceX Master List
Establish SpaceX Section
Add Estes QCC Explorer #3221
Add Fliskits Night Whisper FR006

12.06
Add Binder Design Stealth Jr. 29mm
Add Binder Design Stealth 54mm
Establish Binder Design Stealth Family
Add Binder Design Stealth 38mm
Add Binder Design Aspire 29mm
Add Estes Wizard #1292
Decision to modify image "normalization" to

include only sizing and orientation
Add Semroc Starship Vega KV-78
Add MMWW Estes Starship Vega #268
Add Estes Super Vega #2036
Add Estes Starship Vega #1320
Establish Estes Starship Vega Family
Add Estes Starship Vega KC-4
Add Binder Design Excel Jr.
Add Binder Design Excel 54mm DD
Add Binder Design Excel 38mm DD
Add Binder Design Excel 54mm
Add Binder Design Excel
Add LOC Bruiser EXP PK-96
Establish LOC Advanced Series Marketing Family
Establish LOC Bruiser Family
Establish LOC Patriarchal Family Group
Add LOC Bruiser PK-88
TRF Gallery modification completed

12.05

No work done as upgrades to TRF Galleries awaited

12.04

No work done as upgrades to TRF Galleries awaited

12.03

Add Thrustline Falcon TACL-015
Update Estes Falcon Family
Add Thrustline WAC Corporal TACL-014
Establish WAC Corporal Sounding Rocket Family
Add Thrustline Aerobee 300 TACL-013
Update Aerobee Sounding Rocket Family
Add Thrustline Farside X TACL-012
Add Thrustline Farside TACL-012a
Update Estes Farside Family
Add Thrustline X-Ray TACL-011
Add MMWW X-Ray #237
Add Estes X-Ray K-18
Establish Estes X-Ray Family
Add Thrustline Drifter TACL-010
Update Parachute Duration Family
Update Estes Drifter Family
Add Thrustline Gyroc TACL-009
Update Estes Gyroc Family
Add Thrustline Honest John TACL-004
Add Thrustline Honest John TACL-003
Update MGR-1 Honest John Ordnance Family
Add Thrustline Nike-X TACL-002
Update Estes Nike-X Family
Add Estes Red Alert #0893
Update Estes Scout K-1
Update Estes Space Plane K-3
Add Estes Raven #2029
Add Thrustline Cherokee D TACL-001
Update Estes Cherokee D Family
Add Estes Rascal #2021
Add Centuri Micro-Probe KB-10
Add Centuri X-21 BG-21
Establish Centuri X-21 Family
Add Centuri Aero-Dyne KB-8
Update Centuri Black Widow KB-6
Change Centuri Payloader II Family to Centuri Payloader Family and update
Update Centuri Payloader KB-4
Update Centuri Arcon KB-2
Add Centuri Acro-Bat KBG-3
Add Performance Rocketry 1/5 Scale V-2
Update V-2 Launch Vehicle Family
Update V-2 Ordnance Family
Add MMWW Micro-Maxx Ram-Jet #250
Add Estes Ram Jet #1994
Establish Estes Ram Jet Family
Add MMWW Micro Rain Maker #355
Add Estes Rainmaker #2009
Establish Estes Rainmaker Family
Add Estes Nike Ajax #1279
Establish MIM-3 Nike Ajax Ordnance Family
Add Neubauer D-Region Tomahawk
Add Neubauer SkyDagger
Add Neubauer MegaDagger
Add MMWW SkyDart Business SST
Add Estes Skydart K-57
Establish Estes Skydart Family
Add Neubauer 1/100 Juno I
Establish Juno I Launch Vehicle Family
Add Neubauer 1/100 Mercury Atlas

Add Neubauer 1/100 Mercury Redstone
 Add Neubauer 2.6" Mercury Redstone
 Add Neubauer 4" Gemini Titan
 Add Neubauer Little Joe I
 Add Neubauer Micro Gemini Titan
 Add Neubauer Micro Nike Smoke
 Add Neubauer Micro Saturn 1B
 Add Neubauer Micro Saturn V
 Add Neubauer Super Tube
 Add Neubauer 4" Mercury Redstone
 Add Estes R2-D2 #2142
 Add Estes R2-D2 #2104
 Add Estes R2-D2 #1823
 Add Estes R2-D2 #1395
 Add Estes R2-D2 #1301
 Add Estes Mini R2-D2 #1835
 Establish Star Wars R2-D2 Media Family
 Add Estes Quark #0802
 Add Estes Python 4 ASRAAM #2054
 Add Estes Python 4 ASRAAM #1245
 Establish ASRAAM Python Ordnance Family
 Add Cox Space Shuttle America #5200
 Add Cox X-15 #5000
 Establish X-15 Aircraft Family
 Establish Aircraft Family Group
 Add Cox Honest John #5050
 Add Cox Nike Zeus #5150
 Establish XLIM-49 Nike Zeus Ordnance Family
 Add Cox Apollo Little Joe II #5100
 Add Cox Up-rated Saturn 1B #5025
 Update Enertek Strong ARM #8815
 Update Enertek Initiator #8814
 Update Enertek Astra 2000 #8819
 Add Cox Apollo Saturn V #5075
 Set up Cox master lists
 Establish Cox section
 Establish Saturn V Launch Vehicle Family

12.02

Add Estes Prime Number Explorer #0891
 Add Estes Polaris #2174
 Add Cosmodrome Black Brant VC
 Establish Black Brant V Sounding Rocket Family
 Add Semroc Laser-X KV-33
 Add Estes Plasma Probe #3211
 Add Estes Photon Probe #3026
 Add Estes Photon Probe #2043
 Establish Estes Photon Probe Family
 Add Estes Photon Disruptor II #2052
 Add Estes Photon Disruptor #3025
 Add Estes Photon Disruptor #1282
 Establish Estes Photon Disruptor Family
 Add Estes Space Plane K-3
 Add MMWW Micro Scout-I #330
 Add Semroc Golden Scout KV-4
 Add Estes Scout K-1
 Establish Estes Scout Family
 Add Madcow Phoenix K-136
 Add Estes Phoenix #1380
 Divide Estes at S
 Establish AIM 54 Phoenix Ordnance Family
 Add MMWW NASA Pegasus #353
 Add Estes NASA Pegasus #1376
 Establish Estes NASA Pegasus Family
 Add Semroc SLS Arcas KS-5
 Update Centuri Black Widow KB-6
 Add Semroc Arcon KV-7
 Add Centuri Arcon KB-2
 Establish Arcon Sounding Rocket Family
 Add Centuri Payloader KB-4
 Add Centuri Aero-Bat KBG-1
 Add Barclone Arrow Head
 Set up Barclone Master List
 Add Barclone statement
 Establish Barclone section
 Add Aerobee Hi Economy #001-C
 Add MMI Aerobee Hi Deluxe #001-A
 Add MMI Aerobee Hi #001-B
 Set up MMI Master Lists
 Establish MMI Section
 Add Semroc Aerobee Hi KV-2
 Establish Semroc MMI Retro Repro Family
 Add NCR Aerobee Hi Test K-5
 Set up NCR Master Lists
 Establish NCR Section
 Establish MMI Aerobee Hi Family
 Establish MMI Family Group
 Update Cosmodrome Aerobee Hi
 Add Roachwerks Vostok
 Add Cosmodrome Aerobee Hi
 Establish Aerobee Sounding Rocket Family

Add Cosmodrome Vostok
 Update Cosmodrome Black Brant II
 Update Cosmodrome Nike Apache
 Establish the Vostok Launch Vehicle Family
 Add Cosmodrome Nike Smoke
 Add MMWW Patrol Cruiser Excalibur #373
 Add Estes Patrol Cruiser Excalibur #1339
 Establish Estes Patrol Cruiser Excalibur Family
 Add Polecat 7.5" Patriot MIM-104 #1
 Add PR 1/2 Scale Patriot Missile
 Add PR 1/4 Scale Patriot Missile
 Add Estes US Army Patriot M-104 #1248
 Add Estes Patriot #1450
 Add Estes Patriot #1843
 Add Estes Patriot #1825
 Add Estes Patriot Missile #2066
 Add Estes Patriot Missile #2056
 Add Estes Mini Patriot #0896
 Establish MIM-104 Patriot Ordnance Family
 Add Estes Citation KC-3
 Establish Estes Citation Marketing Family
 Add Estes Pathfinder #1997
 Add Semroc Arcas KS-8
 Establish ARCAS Sounding Rocket Family
 Add Estes Outlander #2110
 Add Semroc Orbital Transport KV-66
 Add LawnDart Piggyback Shuttle #2
 Set up LawnDart Master Lists
 Add LawnDart Company Statement
 Establish LawnDart Section
 Add Estes Orbital Transport #1259

12.01

Add Estes Orbital Transport K-42
 Establish Estes Orbital Transport Family
 Add Estes Shadow #2094
 Add Estes Optima #2035
 Establish Estes Optima Family
 Add Estes Odyssey #1289
 Add MMWW Nova Payloader #236
 Add Estes Nova Payloader #1960
 Establish Estes Nova Payloader Family
 Add QModeling NIKEX
 Establish QModeling Retro MEGA Family
 Establish QModeling Marketing Family Group
 Set up QModeling master list
 Add QModeling Company Statement
 Add Qmodeling Company info
 Establish QModeling Section
 Add Estes Nike-X K-70
 Establish Estes Nike-X Family
 Add Estes Nemesis #2175
 Add MMWW Micro National Aerospace Plane #304
 Add Estes National Aerospace Plane #2037
 Establish Estes National Aerospace Plane Family
 Add Estes Royal Starship #1830
 Establish Star Wars Royal Starship Family
 Add USR Mosquito 2.2 #1174
 Establish USR Sport and School Family
 Establish USR Marketing Family Group
 Set up USR master lists
 Add USR company statement
 Add USR company info
 Establish USR section
 Add Madcow Mozzie K-112
 Add Estes Mega Mosquito #1335
 Add Estes Mosquito #1335
 Add Estes Mosquito TK-1
 Establish Estes Mosquito Family
 Divide Estes at P
 Divide Estes at M
 Add LOC 7.5" V2 PK-100
 Add Leading Edge Micro Goblin LE-05
 Establish Leading Edge Micro Classics Family
 Establish Leading Edge Marketing Families Group
 Add Madcow Army Hawk MIM-23A Rocket K-106
 Add TLP Hawk MIM-23A 1.6" K039
 Establish MIM-23 Hawk Ordnance Family
 Add Estes Mongoose #2092
 Add Estes Monarch #7214
 Add Estes Monarch #2172
 Add Estes Mk-109 Stingray #1232
 Add Estes Mk-109 Stingray #2131
 Establish Estes Mk-109 Stingray Family
 Add Estes Mini Cobra #0898
 Add MMWW Midget #362
 Add Estes Midget TK-40
 Add Estes Midget K-40
 Establish Estes Midget Family
 Add Estes Micron #0876
 Add Estes Metalizer #2168
 Add Estes Mercury Atlas #2111
 Establish Mercury Atlas Launch Vehicle Family
 Add Estes Menace #2173
 Add Estes Mini Mean Machine #0865
 Add Estes Mean Machine #1295
 Establish Estes Mean Machine Family
 Add Estes Maxi Streak #1387
 Add Estes Streak K-4
 Establish Estes Streak Family
 Add MMWW Mars Snooper #235
 Establish Mars Snooper II #1220
 Add Estes Mars Snooper #2063
 Establish Estes Collector's Series Family
 Add Estes Mars Snooper K-20
 Establish Estes Mars Snooper Family
 Add Estes Mars Lander K-43
 Add Semroc Mark xKit XES-K2
 Add Estes Mark II K-2A
 Divide Estes at G
 Divide Estes at D
 Add Estes Mark K-2
 Establish Estes Mark Family
 Add Estes Magnum #2032
 Add Estes Magician #2440
 Add Estes Mach-2 #1379
 Add Estes Javelin #0815
 Add MMWW Interceptor #267
 Add Estes Interceptor E #1350
 Add Estes Interceptor K-50
 Establish Estes Interceptor Family
 Add Estes Icarus #1277
 Add Madcow Little John Rocket K-157
 Add Estes Little John #0819
 Establish MGR-3 Little John Ordnance Family
 Add Estes Lucky Seven #0807
 Add Estes Crusader Swing Wing #1961
 Update Estes 36 D Squared #2119
 Add Madcow Cricket K-141
 Add Estes 220 Swift #0810
 Establish Estes 220 Swift Family
 Add Enertek Strong ARM #8815
 Establish Enertek Strong Arm Family
 Add Enertek Initiator #8814
 Establish Enertek Initiator Family
 Add Enerjet 1340 Sounding Rocket #1340
 Add Edmonds Tinee
 Add MMWW Ivec Boost Glider #227
 Add Edmonds Ivec
 Establish Edmonds Ivec Family
 Add MMWW Ecee #300
 Set up MMWW Prototype MGF master list
 Add Edmonds Ecee
 Establish Edmonds Ecee Family
 Add MMWW Deltie Boost Glider #230
 Add Edmonds Deltie
 Establish Edmonds Deltie Family
 Establish Edmonds Aerospace family group
 Set up Edmonds master list
 Add Edmonds company statement
 Add Edmonds company info
 Establish Edmonds Section
 Add MMWW Snarky #380
 Add DynaStar Snarky #05030
 Establish DynaStar Snarky Family
 Establish DynaStar Family Group
 Add DynaStar Sky Torpedo #05033
 Add DynaStar Grappler #05031
 Set up DynaStar Master lists
 Add DynaStar company statement
 Add DynaStar company info
 Establish DynaStar Section
 Establish Harvest History Section
 Add Dr Zooch Titan IIIc SLV5
 Establish Titan III Launch Vehicle Family
 Add Dr Zooch Soyuz
 Establish Soyuz Launch Vehicle Family
 Add Dr Zooch Mercury Little Joe
 Establish Little Joe Launch Vehicle Family
 Add Dr. Zooch Mark II
 Update Quest Striker AGM #2020
 Update Enerjet Astra 2000 #8819
 Establish Enerjet Astra 2000 Family
 Establish Enertek Family Group
 Add Dr. Zooch Juno II
 Establish Juno II Launch Vehicle Family
 Add Dr. Zooch Gb-LV
 Add Dr. Zooch Atlas Agena
 Establish Atlas Agena Launch Vehicle Family
 Add Dr Zooch Ares I-X

Establish Ares I Launch Vehicle Family
 Add DG&A Armageddon
 Set up DG&A master list
 Establish DG&A section
 Add DFR Delta IV Medium 5+4 (24mm)
 Establish Delta IV Launch Vehicle Family
 Add DRF Delta II (18mm)
 Set up DFR master list
 Add DFR company info
 Establish DFR Technologies section
 Establish Delta II Launch Vehicle Family
 Add Cygnus X-1 NEAV
 Set up Cygnus master list
 Add Cygnus company info
 Establish Cygnus section
 Add Custom Tristar #10027
 Add Custom SLV #10044
 Add Custom Scavenger #10046
 Add Custom Razor #10017
 Add Custom P.O.N.G. #10043
 Add Custom Liberty #10045
 Add Custom Landviper #10001
 Add Custom Lamprey #10006
 Add Custom Ion Pulsar #10028
 Add Custom Game Over #10042
 Add Custom Fiesta #10030
 Establish Custom Fiesta Family
 Establish Custom Family Group
 Add Custom Galileo #10012
 Add Custom Engage #10002
 Add Custom Bullet #10015
 Add Custom ATW Anti Tank Weapon #10039
 Add Estes Nike Apache #1957
 Add Cosmodrome Nike Apache
 Establish Nike Apache Sounding Rocket Family
 Add Madcow Black Brant II K-156
 Add Estes Black Brant II #1958
 Add Cosmodrome Black Brant II
 Set up Cosmodrome master list
 Add Cosmodrome company statement
 Add Cosmodrome company info
 Establish Cosmodrome Section
 Establish Black Brant II Sounding Rocket Family
 Add American Rocketeer Finless V4 N1
 Set up American Rocketeer master list
 Establish Centuri American Rocketeer Section
 Add Semroc Vector V KV-44
 Add Centuri Vector V KB-2
 Establish Centuri Vector V Family
 Add Semroc ThunderStrike KA-16
 Add Semroc ThunderChief KA-7
 Add Semroc ThunderBee KA-1
 Add Centuri Thunder Hawk #5338
 Add Centuri Thunder Roc #5340
 Establish Centuri Thunder Roc Family
 Add MMWW The Point #232
 Add Centuri The Point KC-13
 Establish Centuri Point Family
 Add Semroc Taurus Fleet Ship KV-42
 Add Moldin' Oldies Taurus Fleet Ship
 Set up Moldin' Oldies master list
 Add Moldin' Oldies company statement
 Add Moldin Oldies Company information
 Establish Moldin' Oldies Section
 Add MMWW Centuri Taurus #317
 Add Centuri Taurus Fleet Ship KB-3
 Establish Centuri Taurus Fleet Ship Family
 Add Semroc Swift Boost Glider KV-27
 Add Centuri Swift KBG-3
 Establish Centuri Swift Family
 Add Semroc Starfire KV-20
 Add Centuri Starfire KC-12
 Establish Centuri Starfire Family
 Add Estes Star Trooper #3031
 Add Centuri Star Trooper KM-3
 Establish Centuri Star Trooper Family
 Add Semroc SST Shuttle-1 XCE-K17
 Add Centuri SST Shuttle 1 KC-17
 Establish Centuri SST Shuttle 1 Family
 Add Semroc Snipe Hunter KV-51
 Add Centuri Snipe Hunter KB-13
 Establish Centuri Snipe Hunter Family
 Add Centuri Sky Devil KB-10
 Add Centuri Screaming Eagle KF-3
 Add Centuri Scram Jet KF-4
 Update Inflight Nike Smoke IF-K114
 Fleshed out the "You can Help" section
 Add Semroc Saturn 1B KS-1
 Add Roachwerks Saturn 1B
 Add Roachwerks company statement
 Add Roachwerks company information

Establish Roachwerks section

11.12

Add Estes Saturn 1B #2048
Add Estes Saturn 1B K-29
Add Dr. Zooch Saturn SA-5
Add Centuri Saturn 1B KS-10
Establish Saturn I Launch Vehicle Family
Add MMWW Payloader II #354
Add Estes Payloader II #3022
Add Centuri Payloader II KC-20
Establish Centuri Payloader Family
Add Neubauer Orion II
Add Neubauer Company Statement
Add Neubauer Company Info
Establish Neubauer Rocketry Section
Add MMWW Centuri Orion #348
Add Centuri Orion KC-8
Establish Centuri Orion Family
Add Polecat 10" Nike Smoke #6
Add Polecat 4" Nike Smoke #23
Add PR 1/4 Scale Nike Smoke
Add PR 1/3 Scale Nike Smoke
Set up PR master list
Add PR company info
Establish Performance Rocketry Section
Add InFlight Nike Smoke
Add FSI Nike Smoke #1030
Add Centuri Nike Smoke KS-15
Add Centuri Nike Smoke KE-3
Establish Nike Smoke Sounding Rocket Family
Add Semroc Micron KV-8
Add Centuri Micron KA-5
Establish Centuri Micron Family
Add SHR Mercury Redstone
Add Estes Mercury Redstone #1921
Add Estes Mercury Redstone K-41
Add Dr Zooch Mercury Redstone
Add Centuri Mercury Redstone KS-1
Establish Mercury Redstone Launch Vehicle Family
Add Semroc Marauder KV-32
Add Centuri Marauder KC-45
Establish Centuri Marauder Family
Add Starlight Jay Hawk MN 4353
Set up Starlight master lists
Establish Starlight Section
Add Polecat 4" Jayhawk #21
Add Madcow Jay Hawk K-109
Add Estes Pro Series Jayhawk #2085
Establish Estes Pro Series Family
Add Centuri Magnum D Jayhawk #5342
Establish AQM-37 Jayhawk Ordnance Family
Add Centuri Mach 10 KA-4
Add Estes Long Tom #3016
Add Centuri Long Tom KC-4
Establish Centuri Long Tom Family
Add Semroc Little Joe II KS-3
Add Quest MMX Little Joe #5611
Add Estes Little Joe II #0892
Add Centuri Little Joe II KS-9
Add Centuri Little Joe II KS-8
Establish Semroc Estes Retro Repro Family
Establish Little Joe II Launch Vehicle Family
Add Semroc Lil' Hercules KV-14
Add Centuri Lil' Hercules KA-1
Set up framwork for Aftermath
Split of "The Aftermath" section
Establish Centuri Lil' Hercules Family
Add MMWW Laser-X #248
Add Centuri Laser-X KC-50
Establish Centuri Laser-X Family
Add Semroc Javelin KV-16
Add MMWW Javelin #352
Add Centuri Javelin KC-31
Establish Centuri Javelin Family
Add Centuri Hummingbird KF-2
Add Centuri Flutter-By KA-9
Add Semroc Texas Fire Fly KA-8
Add Centuri Fire Fly KA-6
Establish Centuri Firefly Family
Add Semroc SLS Explorer KV-56
Add Semroc Mini Explorer KA-22
Establish Semroc Ready to Build Family
Add Centuri Explorer KF-9
Establish Centuri Explorer Family
Add Semroc Excaibur KV-43
Add Centuri Excalibur KA-8
Establish Centuri Excalibur Family
Add MMWW ESS Raven #273
Add Centuri ESS Raven #5312
Establish Centuri ESS Raven Family

Establish Centuri Super Kit Family
Establish Centuri Marketing Family Group
Add Centuri Draconian Marauder #5336
Establish Buck Rogers Draconian
Marauder Family
Establish Buck Rogers Family Group
Add Semroc Defender Space Probe KV-60
Add Centuri Defender Space Probe KC-35
Establish Centuri Defender Space Probe Family
Add Estes Chuter Two #3009
Add Centuri Chuter 2 KC-16
Establish Centuri Chuter 2 Family
Add Semroc Centurion KV-40
Add Centuri Centurion KC-2
Establish Centuri Centurion Family
Add Semroc Centaur KV-12
Add Centuri Centaur KC-15
Establish Centuri Centaur Family
Add A Rocketeers View of Dr Zooch
Add Centuri Black Widow KB-6
Add Semroc BatRoc KV-53
Add Centuri BatRoc KB-8
Establish Centuri BatRoc Family
Add Centuri Alien Scoutship Flying Saucer #5325
Add Semroc SLS Aero Dart KV-6
Establish Semroc SLS Marketing Family
Add Enerjet Aero-Dart KE-12
Set up Enerjet Master Lists
Establish Enerjet Section
Add Centuri Aero-Dart KF-12
Add Centuri Aero-Dart KFS-9
Add Centuri Aero-Dart KF-2
Establish Centuri Aero-Dart Family
Add BSD 4" Thor
Add BSD 3" Thor
Establish BSD Thor Family
Add 4" BSD Diablo
Establish BSD Diablo Family
Set up BSD master list
Add BSD company statement
Establish BSD section
Add Centuri Space Shuttle KC-6
Add Blast from the Past Centuri Space Shuttle
Set up Blast from the Past Master List
Establish Blast from the Past Section
Establish Centuri Space Shuttle Family
Add Binder Design Thug
Add Binder Design Excel Plus
Establish Binder Design Excel Family
Establish Binder Design Family Group
Set up Binder Design master list
Add Binder Design company statement
Add Binder Design company info
Establish Binder Design section
Add FSI Viking 5 #1029
Add FSI Viking 4 MRK-12
Add FSI Viking 3 MRK-11
Add FSI Viking 2 MRK-10
Add FSI Viking 1 MRK-9
Add BMS FSI Viking 1 FSIVK1
Establish Tube Fin Family
Establish FSI Viking Family
Establish FSI Family Group
Set up FSI master lists
Establish FSI section
Add Madcow Bomarc K-119
Add Estes Mini Bomarc TK-5
Add Estes Bomarc #0657
Add Estes Bomarc KC-5
Add BMS Mini Bomarc
Establish CIM-10 Bomarc Ordnance Family
Add BMS Astron Drifter K14
Establish Parachute Duration Family
Set up BMS master lists
Add BMS info
Establish BMS section
Establish Estes Drifter Family
Add Bal-Rock Rock-a-Chute Mk1
Set up Bal-Rock Master lists
Establish Bal-Rock Section
Add BaddAzz Das Blitzkrieg
Set up BaddAzz Master list
Establish BaddAzz Section
Add Apogee Diamondback #05034
Add American Alliance Emulator NB5
Add American Alliance Avenver F2
Set up American Alliance master lists
Establish American Alliance Section
Add Applewhite Super Stealth
Add Applewhite MMX Scimitar
Add Estes Hornet TK-4

Add Leading Edge Micro Max LE-07
Set up Leading Edge master lists
Add Leading Edge company statement
Add Leading Edge company info
Establish Leading Edge section
Add Applewhite 13mm Qubit
Add Semroc Magnum Hornet KV-69
Add Estes Hornet #3037
Add Centuri Magnum D Hornet #5341
Establish Centuri Hornet Family
Add Applewhite Micro Maxx Qubit
Add Estes Big Yank #0868
Add Estes Honest John #1919
Add Excelsior Honest Goon
Add Fliskits Honest John MX008
Establish Fliskits Micro to the Maxx Family
Establish Fliskits Marketing Family Group
Set up Fliskits master lists
Add Fliskits company statement
Add Fliskits company info
Establish Fliskits Section
Add Estes Mini Honest John #2446
Add Estes Honest John K-27
Add Madcow Honest John Rocket K-115
Set up Madcow master lists
Add Madcow company statement
Add Madcow company info
Establish Madcow Rocketry Section
Add Schoolyard Rockets Honest John
Set up Schoolyard Rockets master list
Establish Schoolyard Rockets Section
Add Estes Maxi Honest John #1269
Add Estes Maxi Honest John #2166
Establish Applwhite Qubit Family
Establish MGR-1 Honest John Ordnance Family
Add Applewhite Micro Maxx Flying Saucer
Establish Applewhite Flying Saucer Family
Add Retro Rocketry Mini Red Max (#0651-RS)
Add Retro Rocketry Mini Blue Max
Set up Retro Rocketry master lists
Establish Retro Rocketry Section
Add Estes Hi-Flier (#2178)
Establish the Scribe Family
Add Applewhite 29mm Helix
Add Applewhite 24mm Helix
Add Applewhite 20mm Helix
Add Applewhite 18mm Helix
Add Applewhite 13mm Helix
Add Applewhite 24mm Double Helix
Establish Applewhite Helix Family
Add MMWW Hercules (#239)
Add Applewhite 38mm Cinco
Establish Estes Hercules Family
Add Estes Hercules (#1377)
Add Applewhite 13mm Cinco
Establish Applewhite Cinco Family
Establish Applewhite Family Group
Add Estes Hawkey (#0873)
Establish Estes Gyroc Family
Establish Estes Guardian Family
Add Applewhite Bic Stic
Set up Applewhite master list
Add Applewhite company statement
Add Applewhite company info
Establish Art Applewhite Section
Add Semroc Astro-1 (KV-30)
Establish Semroc Centuri Retro Repro Family
Add Centuri Astro-1 (KB-17)
Establish Centuri Astro-1 Family
Establish Centuri Family Group
Add Estes Geo Sat LV (#1977)
Add Currell V-2 Rocket
Set up Currell master list
Establish Currell Graphics Section
Establish MX-774 HIROC Ordnance Family
Establish Black Brant IV Sounding Rocket Family
Set up SHR master list
Establish SHR section
Add Estes Gemini Titan (#1978)
Add Estes Gemini-Titan (K21)
Establish Gemini Titan Launch Vehicle Family
Add Estes Gemini DC (#2136)
Add Estes Gauchito (#0809)
Add Polecat 5.5" Fat Man (#13)
Add Estes Fat Boy (#1273)
Add Estes Fat Boy (#2139)
Establish Estes Launchables Family
Establish Estes Fat Boy Family
Add Estes Farside-X (K-12X)
Add Estes Farside (K-12)

Establish Estes Farside Family
Add MMWW Falcon (#313)
Add Estes Falcon (K-13)
Establish Estes Falcon Family
Add MMWW Explorer Aquarius (#243)
Add Estes Explorer Aquarius (#2016)
Establish Estes Explorer Aquarius Family
Add Estes Executioner (#1951)
Add MMWW EAC Viper (#375)
Add Estes EAC Viper (#0820)
Establish Estes Aerospace Club Family
Establish Estes EAC Viper Family
Establish Estes Goblin Family
Add MMWW Dragon Ship 7 (#374)
Add Estes Dragon Ship 7 (#1345)
Establish Estes Dragon Ship 7 Family
Add Thrustline Der Big Red Max (TACL-025a)
Add Excelsior Der Grosser Vati
Establish Estes Big Daddy Family
Add Excelsior Goony Max
Established Goony Family Section
Established Other Family Section
Set up master list for Excelsior
Add company statement for Excelsior
Add company info for Excelsior
Establish Excelsior Rocketry Section
Add Estes Mini Max (#2445)
Add Estes Der Red Max (KC-2)
Add Estes Der Big Red Max (#1403)
Establish Estes Der Red Max Family
Add Estes Delta Star (#1322)
Add Estes Delta Clipper (#2067)
Add Estes Defender (#1924)
Add MMWW Deep Space Transport (#246)
Add Estes Deep Space Transport (#2034)
Establish Estes Deep Space Transport Family
Add Estes Death Star (#2143)
Add Estes Dark Star (#2045)
Add Estes DART (#1981)
Establish Star Wars Death Star Family
Establish Star Wars Family group
Add Semroc IQSY Tomahawk (KD-2)
Establish Semroc Deci Scale Family
Add Pratt D Region Tomahawk (MMX)
Set up master list for Pratt
Add Pratt Company Statement
Add Pratt company info
Establish Pratt Hobbies section
Add Estes D Region Tomahawk (#2037)
Add Estes D Region Tomahawk (#1944)
Establish D Region Tomahawk Sounding Rocket Family
Add Estes Customizer (#1500)
Add Estes Crossfire ISX (#1469)
Add K&S Satellite Interceptor
Add Estes Satellite Interceptor (#3027)
Add Estes Satellite Interceptor (#1296)
Add Estes Crossbow SST (#3207)
Establish Estes Satellite Interceptor Family
Add MMWW Courier (#350)
Add Estes Courier (#1911)
Establish Estes Courier Family
Add Semroc V2 xKit (XES-K22)
Established Semroc xKit Family
Established Semroc marketing famies
Add Mountainside Hobbies 4" V-2 (#500)
Add Mountainside Hobbies Sport Scale V-2 (#103)
Set up Mountainside Hobbies master lists
Add Mountainside Hobbies company statement
Establish Mountainside Hobbies Section
Add LOC 3.9" V-2 (PK-57)
Set up LOC master lists
Add company info for LOC
Establish LOC/Precision section
Add Hostile Projectiles V-2 Rocket
Set up Hostile Projectiles master list
Establish Hostile Projectiles Section
Add Estes V-2 (#1926)
Add Estes Maxi V2 (K-67)
Establish Estes Maxi Brute family
Add Centuri V2 (KS-19)
Add Apogee Micro V2 (#5021)
Set up Apogee master lists
Add Apogee company statement
Add Apogee company info
Establish Apogee Components Section
Add Noris A-4 Peenemunde (#004)
Set up master lists for Noris
Add company info for Noris
Establish Noris Raketen section
Add Estes Cosmos Explorer (#2190)
Establish Estes X Prize family
Add Estes Corkscrew (#2114)
Established ordnance family group

Established launch vehicle family group
 Established sounding rocket family group
 Add Estes Condor (#0807)
 Established Estes Mini Brute family
 Created marketing family subsection
 Add Estes Comet Chaser (#3202)
 Establish Estes Alpha family
 Add Estes Comanche 3 (#1382)
 Add MoreRockets Viper (#1310)
 Add company info for MoreRockets.com
 Establish MoreRockets.Com section
 Add Estes Colonial Viper (#1310)
 Establish Estes Colonial Viper Family
 Establish Battlestar Galactica Colonial Viper Family
 Add Estes Cobra (K-10)
 Add Estes Cobra 1500 (#1294)
 Add MMWW MMX Cherokee (#230)
 Add Estes Cherokee D (K-47)
 Established Estes Cherokee D Family
 Created Patriarchal Family subsection
 Add Estes CC Express (#1302)
 Added Estes Candian Arrow (#2188)
 Created X-Prize Family
 Created Prototypical Family subsection
 Created "Family Group" section
 Add Estes Cajun (#2028)
 Add TLP Bullpup AGM-12B (K005)
 Add Estes Bull Pup 12D (#7000)
 Add TLP Bullpup AGM-12C (K006)
 Set up TLP master lists
 Establish TLP section
 Add Estes Bull Pup 12D (#1972)
 Add Polecat 7.5" Bullpup (#4)
 Add Polecat 4" Bullpup (#26)
 Set up master lists for Polecat
 Add company info for Polecat
 Establish Polecat Section
 Add PML Bulldog (6")
 Set up master list for PML
 Add company statement for PML
 Add company info for PML
 Establish PML Section
 Add MMWW Micro AGM-13B Bullpup A (#276)
 Add InFlight Blue Bird Zero (IF-K207)
 Set up master lists for InFlight
 Establish InFlight Section
 Add MMWW Blue Bird Zero (#305)
 Add K&S Blue Bird Zero (1.64)
 Set up master list for K&S
 Add company statement for K&S
 Add company info for K&S
 Establish K&S Section
 Add Estes Blue Bird Zero (#1335)
 Add Estes Blazer (#1956)
 Add Dr Zooch Vanguard Eagle
 Add MMWW Black Hole Space Probe (#346)
 Add Estes Black Hole Space Probe (#1350)
 Add Estes The Bat (#1362)
 Add Estes Birdie (TK-44)
 Add Estes Birdie (K-44)
 Add Estes Big Dawg (#2151)
 Add Estes Bandit (K-48)
 Add Estes Big Daddy (#2162)
 Add MRN Big Bertha (#13)
 Set up master lists for Estes MRN
 Establish Estes MRN Section
 Add MMWW Micro Bertha (#297)
 Add Estes Mini Bertha (TK-3)
 Add Ester Super Big Bertha (#2165)
 Add Estes Baby Bertha (#1261)
 Add MMWW Ranger (#226)
 Add Estes Big Bertha (K-23)
 Add Estes Super Big Bertha (#2018)
 Add Estes Big Bertha (#1948)
 Add Estes Ranger (K-6)
 Add Estes Attack Craft Orion (#1374)
 Add Estes Apogee II (K-5)
 Add Estes Andromeda (K-73)
 Add Centuri Nomad (KB-5)
 Set up master lists for Centuri
 Establish Centuri Section
 Add Semroc Start (KA-25)
 Add Estes Super Alpha (#3216)
 Add Estes Maxi Alpha (#1291)
 Add Estes Maxi Alpha 3 (#1903)
 Add Estes Maxi Alpha 3 (#1321)
 Add Estes Alpha (K-25)
 Add Estes Alpha IV (#1258)
 Add Estes Alpha III (K-56)
 Add Estes Alpha II (EK-25)
 Add MMWW Alien Space Probe (#291)
 Add Estes Alien Space Probe (#7502)

Add Estes Alien Space Probe (#2038)
 Add Estes Alien Invader (#3003)
 Add Estes Alien Invader (#1281)
 Add MMWW Airborn Surveillance Missile (#372)
 Add Estes Airborn Surveillance Missile (#0867)
 Add Estes Aero-Hi (#0817)
 Add Estes Aero-Fin (#1390)
 Write description of what TRI is
 Add Custom Nomad (#10054)
 Set up master lists for Custom
 Add company statement for Custom
 Add company info for Custom
 Establish Custom Rockets Section
 Add Semroc Baby Orion (KA-31)
 Add Estes 36 D Squared (#2119)

11.11

Add Quest Striker AGM (#2020)
 Set up master lists for Quest
 Add company statement for Quest
 Add company info for Quest
 Establish Quest Section
 Add Enertek Astra 2000 (#8819)
 Establish Enertek Section
 Add company statement for Estes
 Add (limited) company info for Estes
 Add company statement for ARR
 Add company info for ARR
 Add company statement for Aerotech
 Add company info for Aerotech
 Explain Master Company Lists
 Add company statement for Semroc
 Add company info for Semroc
 Add company statement for ASP
 Add company info for ASP
 Set up formatting for TOC
 Divide master document into more managable section
 Add Dr. Zooch Saturn V
 Establish Dr. Zooch Section
 Add Estes Semi-Scale Saturn V (K-39)
 Add Estes Saturn V (#2157)
 Add Estes Saturn V (#2001)
 Add Estes Saturn V (K-36)
 Add MMWW Gyron Tri-Fin
 Add Estes Gyroc
 Add MMWW MM Guardian Missile
 Add Estes Guardian
 Add ARR Predator Jr.
 Add Semroc Goblin
 Establish Semroc Section
 Add Thrustline Goblin
 Establish Thrustline Aerospace Section
 Add MMWW Estes Goblin
 Establish McCoy's Micro Wonder Works Section
 Add Estes Goblin
 Establish Always Ready Rocketry Section
 Add Aerotech Wart Hog
 Add Aerotech Sumo
 Add Aerotech Strong Arm
 Add Aerotech Initiator
 Add Aerotech HV Arcas
 Add Aerotech G-Force
 Add Aerotech Arreaux
 Establish Aerotech Section
 Add ASP WAC Corporal (18mm)
 Add ASP V2 (24mm)
 Add ASP Stubby
 Add ASP Micro WAC Corporal
 Add ASP Micro Jayhawk
 Add ASP Micro Hawk
 Established ASP Section
 Add ARG Trident 13
 Add ARG Skyprobe
 Add ARG Black Brant IV
 Add ARG Convair MX 774
 Establish ARG Section
 Establish Estes Section

Harvest History

This is another section that I am setting up purely to help me keep track of things. As I process different sections on TRF, catalogs, web sites etc, I mark them down here.

TRF Galleries



AeroTech

Completed backlog of unindexed threads

8 Aug 2012

Tango Papa Gallery 29 July 2012

Gallery Structure Modified 27 June 2012

TRF Enertek Gallery 10 Jan 2012

TRF Enerjet Gallery 9 Jan 2012


TRF Edmonds Gallery 9 Jan 2012

TRF DynazStar Gallery 9 Jan 2012

TRF Dr Zooch Gallery 8 Jan 2012



1990



1992

Catalogs




Ace Rocket Mfg.



Unknown

AERONAUTIC
& SPACE
COMPANY


Aeronautic & Space Company (ASC)



1975



Centuri Engineering



1962




1964



1965



1967



1968



1969



1970 Christmas

THE COASTER COMPANY

The Coaster Company




c. 1955



1962



Competition Model Rockets (CMR)




1972



1987




Cox



1972



EnerTek



1989



Estes Industries



1961



1963



1964



1966



1967



1968



1969

Manufacturer Web Sites

cosmodrome

Cosmodrome Rocketry

31 Jan 2012



Cygnus Model Rocket Company

Harvested company site with additional data
obtained from UMRS 24 Aug 2012



Neubauer Rockets

Some time between late 2011 and February
2012, Neubauer ceased operation. Trolling

old website archives was not possible due to
software implemented by Neubauer. As a
result, other sites such as EMRR,
RocketReviews and Discount Rocketry were
used for source material.



Tango Papa Decals

Completed harvest of all Tango Papa clones
as per Wayback archive of 4 Dec 2000
forward. 29 July 2012



Thrustline Aerospace

Completed harvest of all Thrustline Clones
as per Wayback archive of 28 Nov 2007
20 July 2012

Retrieved all available plans from YORP
14 July 2012

Completed the harvest of Thrustline clones
as per Wayback archive of 2 Dec 2007
12 July 2012

Resume harvesting of Thrustline clone
offerings beginning with V-2 TACL-016 on
4 July 2012.

While working through the Thrustline Clone
offerings, the server handling the Web
Archive became temporarily unavailable.
Progress was made through FalconTACL-
015 as of 25 March.



Yank Enterprises

Completed harvest of all Yank kits as per
Wayback of Aug 2000 26 Aug 2012

Non MFG Web Sites



Discount Rocketry

1 March 2012 for Neubauer Rocketry



EMRR

16 Jan 2013 for Rocket R&D

2 March 2012 for Neubauer Rocketry



Performance Hobbies

16 Jan 2013 for Rocket R&D




RocketReviews.Com

16 Jan 2013 for Rocket R&D

29 Oct 2012 for CMR

2 March 2012 for Neubauer Rocketry



Ye Olde Rocket Plans

28 Oct 2012 for CMR Plans

29 July 2012 for Coaster Plans

14 July 2012 for Thrustline Plans

Supplements and Other Printed Matter