

and



Present

The Rocketry Index

**A “Catalog” of all the hobby
rockets... ever!**

(or at least as many as I could manage!)

Compiled and Edited by John A. Lee OSL

Revision: 12.01

Contents

Introductory Materials.....	23
What Is “The Rocketry Index?”	23
What Gets Included With the Rockets	25
What Gets Included With the Companies	27
<i>Company Information</i>	27
<i>Company Statement</i>	27
<i>Rocketeers’ Views of the Companies</i>	27
<i>Master Lists</i>	27
Family Groups.....	29
<i>Patriarchal Families</i>	29
Art Applewhite Families	30
Applewhite Cinco Family	30
Applewhite Flying Saucer Family	30
Applewhite Helix Family	30
Applewhite Qubit Family	30
Binder Design Families	30
Binder Design Excel Family	30
BSD High Power Rocketry Families	30
BSD Diablo Family	30
BSD Thor Family	31
Centuri Families	31
Centuri Astro-1 Family	31
Centuri Hornet Family	31
Centuri Aero-Dart Family	31
Centuri BatRoc Family	31
Centuri Centaur Family	31
Centuri Centurion Family	31
Centuri Chuter 2 Family	31
Centuri Defender Space Probe Family	31
Centuri ESS Raven Family	32
Centuri Excalibur Family	32
Centuri Exporer Family	32
Centuri Firefly Family	32
Centuri Javelin Family	32
Centuri Laser-X Family	32
Centuri Lil’ Hercules Family	32
Centuri Long Tom Family	32
Centuri Marauder Family	32
Centuri Micron Family	32

Centuri Orion Family	33
Centuri Payloader Family	33
Centuri Point Family	33
Centuri Snipe Hunter Family	33
Centuri Space Shuttle Family	33
Centuri SST Shuttle 1 Family	33
Centuri Star Trooper Family	33
Centuri Starfire Family	33
Centuri Swift Family	33
Centuri Taurus Fleet Ship Family	33
Centuri Thunder Roc Family	34
Centuri Vector V Family	34
Custom Families	34
Custom Fiesta Family	34
DynaStar Families	34
DynaStar Snarky Family	34
Edmonds Aerospace Families	34
Edmonds Deltie Family	34
Edmonds Ecee Family	34
Edmonds Ivey Family	34
Enertek Families	35
Enertek Astra 2000 Family	35
Enertek Initiator Family	35
Enertek Strong Arm Family	35
Estes Families	35
Estes 220 Swift Family	35
Estes Alpha Family	35
Estes Big Daddy Family	35
Estes Cherokee D Family	35
Estes Colonial Viper Family	35
Estes Courier Family	36
Estes Deep Space Transport Family	36
Estes Der Red Max Family	36
Estes Dragon Ship 7 Family	36
Estes Drifter Family	36
Estes EAC Viper Family	36
Estes Explorer Aquarius Family	36
Estes Falcon Family	36
Estes Farside Family	36
Estes Fat Boy Family	37
Estes Goblin Family	37
Estes Guardian Family	37
Estes Gyroc Family	37
Estes Hercules Family	37
Estes Interceptor Family	37
Estes Mark Family	37

Estes Mars Snooper Family	37
Estes Mean Machine Family	37
Estes Midget Family	38
Estes Mk-109 Stingray Family	38
Estes Mosquito Family	38
Estes National Aerospace Plane Family	38
Estes Nike-X Family	38
Estes Nova Payloader Family	38
Estes Optima Family	38
Estes Orbital Transport Family	38
Estes Satellite Interceptor Family	38
Estes Streak Family	38
FSI Families	39
FSI Viking Family	39
<i>Prototypical Families</i>	39
Ordnance Families	39
AQM 37 Jayhawk Ordnance Family	39
CIM-10 Bomarc Ordnance Family	40
MGR-1 Honest John Ordnance Family	40
MGR-3 Little John Ordnance Family	41
MIM-23 Hawk Ordnance Family	41
MX-774 HIROC Ordnance Family	42
V-2 Ordnance Family	42
Sounding Rocket Families	42
Black Brant II Sounding Rocket Family	43
Black Brant IV Sounding Rocket Family	43
D Region Tomahawk Sounding Rocket Family	43
Nike Apache Sounding Rocket Family	43
Nike Smoke Sounding Rocket Family	43
Launch Vehicle Families	44
Ares I Launch Vehicle Family	44
Atlas Agena Launch Vehicle Family	44
Delta II Launch Vehicle Family	44
Delta IV Launch Vehicle Family	45
Gemini Titan Launch Vehicle Family	45
Juno II Launch Vehicle Family	45
Little Joe Launch Vehicle Family	45
Little Joe II Launch Vehicle Family	45
Mercury Atlas Launch Vehicle Family	46
Mercury Redstone Launch Vehicle Family	46
Saturn I Launch Vehicle Family	46
Soyuz Launch Vehicle Family	47
Titan III Launch Vehicle Family	47
V-2 Launch Vehicle Family	48
X-Prize Family	48

<i>Media Families</i>	49
Battlestar Gallactica Families	49
Battlestar Galactica Colonial Viper Family	49
Buck Rogers Families	49
Buck Rogers Draconian Marauder Family	49
Star Wars Families	49
Star Wars Death Star Family	49
Naboo Royal Starship Family	49
<i>Marketing Families</i>	49
Centuri Marketing Families	49
Centuri Super Kit Family	49
Estes Marketing Families	50
Estes Aerospace Club Family	50
Estes Collector's Series Family	50
Estes Launchables Family	50
Estes Maxi Brute Family	50
Estes Mini Brute Family	50
Estes Pro Series Family	50
Estes X-Prize Family	50
FlisKits Marketing Families	50
Fliskits Micro-to-the-Maxx Family	50
Leading Edge Marketing Families	51
Leading Edge Micro Classics Family	51
QModeling Marketing Families	51
QModeling Retro MEGA Family	51
Semroc Marketing Families	51
Semroc Centuri Retro Repro Family	51
Semroc Deci Scale Family	51
Semroc Estes Retro Repro Family	51
Semroc Ready to Build Family	52
Semroc SLS Family	52
Semroc xKit Family	52
US Rockets Marketing Families	52
USR Sport and School Family	52
<i>Other Families</i>	52
Goony Family	52
Parachute Duration Family	52
Scribe Family	52
Tube Fin Family	53
Advanced Rocketry Group	54
Master List for ARG by Name	55
Master List for ARG by Number	56
Convair MX-774 HIROC	57

Black Brant IV	58
Skyprobe	59
Trident 113 (#117-13)	60
Aerospace Specialty Products	61
About ASP	62
Master List for ASP by Name	63
Master List for ASP by Number	64
Micro Hawk (KHAWK-MM)	65
Micro Jayhawk	66
Micro WAC Corporal (KWAC-MM)	67
Stubby (KSTU-13)	68
V2 (24mm) (KV2-24)	69
WAC Corporal (18mm) (KWAC-18)	70
Aerotech Consumer Aerospace	71
About AeroTech	72
Master List for Aerotech by Name	75
Master List for Aerotech by Number	76
Arreaux (#89013)	77
G-Force (#89021)	78
HV Arcas (#89012)	79
Initiator (#89011)	80
Strong Arm (#89017)	81
Sumo (#89024)	82
Wart Hog (#89018)	83
Always Ready Rocketry	84
About ARR	85
Master List for ARR by Name	86
Predator Jr.	87
American Alliance Rocketry	88
Master List for American Alliance by Name	89
Master List for American Alliance by Number	89
Avenger (F2)	90
Emulator (NB5)	91
Apogee Components	92
About Apogee	93
Master List for Apogee Components by Name	94

Master List for Apogee Components by Number	94
Diamondback (#05034)	95
Micro V-2 (#05021)	96
Art Applewhite Rockets	97
About Art Applewhite Rockets	98
Master List for Art Applewhite by Name	99
Bic Stic	100
Cinco (13mm)	101
Cinco (38mm)	102
Double Helix (24mm)	103
Helix (13mm)	104
Helix (18mm)	105
Helix (20mm)	106
Helix (24mm)	107
Helix (29mm)	108
Micro Maxx Flying Saucer	109
Micro Maxx Qubit	111
Micro Maxx Scimitar	112
Micro Maxx Stealth	113
Qubit (13mm)	114
Super Stealth	115
BaddAzz Rocketry	116
Master List for BaddAzz by Name	117
Das Blitzkrieg	118
Bal-Rock Industries	119
Master List for Bal-Rock by Name	120
Master List for Bal-Rock by Number	120
Rock-a-Chute Mrk-I	121
Balsa Machining Services	122
Master List for BMS by Name	123
Master List for BMS by Number	123
Astron Drifter (K14)	124
Mini Bomarc (0805(TK-5))	125
(FSI) Viking 1 (FSIVK1)	126
Binder Design	128
About Binder Design	129
Master List for Binder Design by Name	130

Excel Plus	131
Thug	132
Blast From the Past	133
Master List for Blast From the Past by Name	134
Centuri Space Shuttle	135
BSD High Power Rocketry	136
About BSD High Power Rocketry	137
Master List for BSD by Name	138
Diablo (4")	139
Thor (3")	140
Thor (4")	141
Centuri Engineering	142
Master List for Centuri by Name	143
Master List for Centuri by Number	146
Aero-Dart (KF-2)	149
Aero-Dart (KF-12 or #5182)	150
Aero-Dart (KFS-9)	151
Alien Scoutship Flying Saucer (#5325)	152
Astro-1 (KB-17 or #5047)	154
BatRoc (KB-8 or #5038)	156
Black Widow (KB-6 or #5036)	157
Centaur (KC-15 or #5075)	159
Centurion (KC-2 or #5062)	161
Chuter Two (KC-16 or #5076)	162
Defender Space Probe (KC-35 or #5095)	163
Draconian Marauder (#5336)	165
E.S.S. Raven (#5312)	167
Excalibur (KA-8 or #5008)	169
Explorer (KF-9 or #5179)	171
Fire Fly (KA-6 or #5006)	172
Flutter-By (KA-9 or #5009)	174
Hummingbird (KF-2 or #5172)	176
Javelin (KC-31 or #5091)	177
Laser-X (KC-50 or #5110)	179
Lil' Hercules (KA-1 or #5001)	181
(1/45) Little Joe II (KS-8 or #5138)	183
(1/100) Little Joe II (KS-9 or #5139)	185
Long Tom (KC-4 or #5064)	186
Mach 10 (KA-4 or #5004)	188

Magnum D Hornet (#5341)	190
Magnum D Jayhawk (#5342)	191
Marauder (KC-45 or #5105)	193
Mercury Redstone (KS-1 or #5131)	194
Micron (KA-5 or #5005)	196
Nike Smoke (KS-15 or #5145)	198
Nike Smoke (KE-3 or #5183)	200
Nomad (KB-5 or #5035)	201
Orion (KC-8 or #5068)	203
Payload II (KC-20 or #5080)	204
(The) Point (KC-13 or #5073)	206
Saturn 1B (KS-10 or #5140)	208
Scram Jet (KF-4 or #5174)	210
Screaming Eagle (KF-3 or #5173)	212
Sky Devil (KB-10 or #5040)	214
Snipe Hunter (KB-13 or #5043)	216
Space Shuttle (KC-6 or #5066)	218
SST Shuttle 1 (KC-17 or #5077)	220
Star Trooper (KM-3 or #5103)	222
Starfire (KC-12 or #5072)	224
Swift (KBG-3)	227
Taurus Fleet Ship (KB-3 or #5033)	229
Thunder Hawk (#5338)	231
Thunder Roc (#5340)	233
V2 (KS-9 or #5149)	235
Vector V (KB-2 or #5032)	236
Centuri American Rocketeer	238
Master List for American Rocketeer by Name	239
Finless (V4 N1)	240
Cosmodrome Rocketry	242
About Cosmodrome	243
Master List for Cosmodrome by Name	244
Black Brant II	245
Nike Apache	247
Currell Graphics	249
Master List for Currell by Name	250
V-2 Rocket	251
Custom Rockets	252

About Custom Rockets	253
Master List for Custom by Name	254
Master List for Custom by Number	255
ATW Anti Tank Weapon (#10039)	256
Bullet (#10015)	258
Engage (#10002)	260
Fiesta (#10030)	262
Galileo (#10012)	264
Game Over (#10042)	266
Ion Pulsar (#10028)	268
Lamprey (#10006)	271
Landviper (#10001)	273
Liberty (#10045)	275
Nomad (#10054)	277
P.O.N.G. (#10043)	278
Razor (#10017)	280
Scavenger (#10046)	282
S.L.V. (#10044)	284
Tristar (#10027)	286
Cygnus Model Rocket Company	288
Master List for Cygnus by Name	289
X-1 N.E.A.V.	290
DG&A High Power Rocketry	291
Master List for DG&A by Name	292
Armageddon	293
Dr. Zooch Rockets	294
A Rocketeer's View of Dr. Zooch	295
Master List for Dr. Zooch by Name	296
Ares I-X	297
Atlas Agena	299
Gb-LV	301
Juno II	303
Mark II	305
Mercury Little Joe	307
Mercury Redstone	309
Saturn SA-5	310
Saturn V	312
Soyuz	314

Titan IIIc SLV5	316
Vanguard Eagle	318
DRF Technologies	319
Master List for DFR by Name	320
Delta II (18mm)	321
Delta IV Medium 5+4 (24mm)	323
DynaStar Mid-Power Model Rockets	325
About DynaStar	326
Master List for DynaStar by Name	327
Master List for DynaStar by Number	327
Grappler (#05031)	328
Sky Torpedo (#05033)	330
Snarky (#05030)	332
Edmonds Aerospace	334
About Edmonds	335
Master List for Edmonds by Name	336
Deltie	337
Ecee	339
Ivee	341
Tinee	342
Enerjet	344
Master List for Enerjet by Name	345
Master List for Enerjet by Number	346
Aero-Dart (KE-12 or #5182)	347
Enerjet 1340 Sounding Rocket (#1340)	348
Enertek	349
Master List for Enertek by Name	350
Master List for Enertek by Number	351
Astra 2000 (#8819)	352
Initiator (#8814)	353
Strong ARM (#8815)	355
Estes Industries	357
About Estes	358
Master List for Estes by Name	359
Master List for Estes by Number	364
220 Swift (#0810)	369

36 D Squared (#2119)	372
Aero-Fin (#1390)	374
Aero-Hi (#0817)	376
Airborn Surveillance Missile (#0867)	377
Alien Invader (#1281)	378
Alien Invader (#3003)	379
Alien Space Probe (#2038)	381
Alien Space Probe (#7502)	382
(Astron) Alpha (K-25 or #1225)	383
(Astron) Alpha II (EK-25 or #1421)	386
(Astron) Alpha III (K-56 or #1256)	387
(Astron) Alpha IV (#1258)	391
(Astron) Andromeda (K-73 or #1273)	392
(Astron) Apogee II (K-5 or #1205)	394
Attack Craft Orion (#1374)	397
Baby Bertha (#1261)	399
Bandit (K-48 or #1248)	401
The Bat (#1362)	403
(Astron) Big Bertha (K-23 or #1223)	404
Big Bertha (#1948)	406
Big Daddy (#2162)	409
Big Dawg (#2151)	411
Big Yank (#0868)	412
(Astron) Birdie (K-44 or #1244)	414
Birdie (TK-44 or #0844)	416
Black Brant II (#1958)	417
Black Hole Space Probe (#1350)	419
Blazer (#1956)	420
Blue Bird Zero (#1335)	421
Bomarc (KC-5 or #0654)	423
Bomarc (#0657)	424
Bull Pup 12D (#1972)	425
Bull Pup 12D (#7000)	427
CC Express (#1302)	430
Cajun (#2028)	432
Canadian Arrow (#2188)	434
(Astron) Cherokee D (K-47 or #1247)	435
Chuter Two (#3009)	437
(Astron) Cobra (K-10 or #1210)	439
Cobra 1500 (#1294)	441

Colonial Viper (#1310)	443
Comanche 3 (#1382)	445
Comet Chaser (#3202)	448
Condor (#0807)	450
Corkscrew (#2114)	451
Cosmos Mariner (#2190)	453
Courier (#1911)	455
Crossbow SST (#3207)	457
Crossfire ISX (#1469)	459
Crusader Swing Wing Glider (#1961)	461
Customizer (#1500)	463
D-Region Tomahawk (#1944)	465
D-Region Tomahawk (#2037)	466
D.A.R.T. (#1981)	468
Dark Star (#2045)	469
Death Star (#2143)	470
Deep Space Transport (#2034)	472
Defender (#1924)	474
Delta Clipper (#2067)	476
Delta Star (#1322)	478
Der Big Red Max (#1403)	480
Der Red Max (KC-2 or #0651)	481
Dragon Ship 7 (#1345)	484
EAC Viper (#0820)	485
Executioner (#1951)	486
Explorer Aquarius (#2016)	488
(Astron) Falcon (K-13 or #1213)	490
(Astron) Farside (K-12 or #1212)	493
(Astron) Farside-X (K-12X or #1261)	495
Fat Boy (#1273)	497
Fat Boy (#2139)	498
Gauchito (#0809)	500
Gemini DC (#2136)	502
Gemini-Titan (K-21 or #1221)	504
Gemini Titan (#1978)	506
Geo Sat LV (#1977)	507
(Astron) Goblin (K-55 or #1255)	509
Guardian (#2179)	511
(Astron) Gyroc (K-24 or #1224)	513
Hawkeye (#0873)	515

Hercules (#1377)	517
Hi-Flier (#2178)	519
Honest John (K-27 or #1227)	521
Honest John (#1919)	523
(Maxi) Honest John (#2166)	525
(Mini Brute) Hornet (TK-4 or #0804)	526
Hornet (#3037)	528
Icarus (K-77 or #1277)	530
Interceptor (K-50 or #1250)	532
Interceptor E (#1350)	535
(Mini Brute) Javelin (#0815)	538
(Pro Series) Jayhawk (#2085)	540
Little Joe II (#0892)	541
Little John (#0819)	542
Long Tom (#3016)	544
Lucky Seven (#0807)	546
Mach-2 (#1379)	548
Magician (#2440)	550
Magnum (#2032)	553
(Astron) Mark (K-2 or #1202)	555
(Astron) Mark II (K-2A or #1202)	558
Mars Lander (K-43 or #1243)	560
Mars Snooper (K-20 or #1220)	563
Mars Snooper (#2063)	565
Mars Snooper II (K-20 or #1220)	566
Maxi Alpha (#1291)	568
Maxi Alpha 3 (#1321)	570
Maxi Alpha 3 (#1903)	571
Maxi Honest John (#1269)	573
Maxi Streak (#1387)	576
Maxi V-2 (K-67 or #1267)	578
Mean Machine (#1295)	579
Mega Mosquito (#1335)	582
Menace (#2173)	584
Mercury Atlas (#2111)	586
Mercury Redstone (K-41 or #1241)	588
Mercury Redstone (#1921)	590
Metalizer (#2168)	592
Micron (#0876)	594
(Astron) Midget (K-40 or #1240)	596
Midget (TK-40 or #0840)	598

Mini Bertha (TK-3 or #0803)	599
Mini Bomarc (TK-5 or #0805)	600
Mini Cobra (#0898)	601
Mini Honest John (#2446)	603
Mini Max (#2445)	605
Mini Mean Machine (#0865)	607
Mk-109 Stingray (#1232)	609
Mk-109 Stingray (#2131)	610
Monarch (#2172)	612
Monarch (#7214)	614
Mongoose (#2092)	616
Mosquito (TK-1 or #0801)	619
Mosquito (#1335)	623
National Aerospace Plane (#2037)	625
Nemesis (#2175)	627
Nike Apache (#1957)	629
Nike-X (K-70 or #1270)	631
Nova Payloader (#1960)	633
Odyssey (#1289)	637
Optima (#2035)	639
Orbital Transport (K-42 or #1242)	641
Payloader II (#3022)	645
(Astron) Ranger (K-6 or #1206)	647
(Naboo) Royal Starship (#1830)	649
Satellite Interceptor (#1296)	650
Satellite Interceptor (#3027)	652
Saturn 1B (K-29 or #1229)	654
Saturn 1B (#2048)	656
Saturn V (K-36 or #1236)	658
Saturn V (#2001)	660
Saturn V (#2157)	661
Semi Scale Saturn V (K-39 or #1239)	662
Shadow (#2094)	664
Star Trooper (#3031)	666
(Astron) Streak (K-4 or #1204)	668
Super Alpha (#3216)	672
Super Big Bertha (#2018)	674
Super Big Bertha (#2165)	675
Estes Model Rocket News	676
Master List for Estes MRN by Name	677

Master List for Estes MRN by Number	678
Big Bertha (#13)	679
Excelsior Rocketry	681
About Excelsior.....	682
Master List for Excelsior by Name	683
Der Grosser Vati	684
Goony Max	685
Honest Goon	686
Flight Systems Inc.	687
Master List for FSI by Name	688
Master List for FSI by Number	688
Nike Smoke (#1030)	689
Viking 1 (MRK-9 or #1009)	691
Viking 2 (MRK-10 or #1010)	693
Viking 3 (MRK-11 or #1011)	694
Viking 4 (MRK-12 or #1012)	696
Viking 5 (#1029)	697
FlisKits	698
About FlisKits	699
Master List for FlisKits by Name	700
Master List for FlisKits by Number	700
Honest John (MX008)	701
Hostile Projectiles	704
Master List for Hostile Projectiles by Name	705
V-2 Rocket	706
InFlight Rocketry	707
Master List for InFlight by Name	708
Master List for InFlight by Number	709
Blue Bird Zero (IF-K207)	710
Nike Smoke (IF-K114)	711
K & S Rockets	712
About K&S	713
Master List for K&S by Name	714
Blue Bird Zero (1.64")	715
(Upscale) Satellite Interceptor	716
The Launch Pad	717

Master List for TLP by Name	718
Master List for TLP by Number	719
Bullpup AGM-12B (K005)	720
Bullpup AGM-12C (K006)	722
Hawk MIM-23A 1.6" (K039)	724
Leading Edge Rocketry	726
About Leading Edge	727
Master List for Leading Edge by Name	728
Master List for Leading Edge by Number	728
Micro Goblin(LE-05)	729
Micro Max (LE-07)	731
LOC/Precision	733
Master List for LOC by Name	734
Master List for LOC by Number	734
3.9" V-2 (PK-57)	735
7.5" V-2 (PK-100)	737
Madcow Rocketry	739
About Madcow Rocketry	740
Master List for Madcow by Name	741
Master List for Madcow by Number	741
Army Hawk MIM-23A (K-106)	742
Black Brant II (K-156)	744
Bomarc Rocket (K-119)	746
Cricket (K-141)	748
Honest John Rocket (K-115)	750
Jay Hawk AQM 37A (K-109)	752
(4") Little John Rocket (K-157)	754
Mozzie (K-112)	756
McCoy's Micro Wonder Works	758
Master List for MMWW by Name	759
Master List for MMWW by Number	760
Master List for MMWW by Prototype MFG	761
(Estes) Airborn Surveillance Missile (#372)	762
(Estes) Alien Space Probe (#291)	763
(Estes) Big Bertha (#297)	764
(Estes) Black Hole Space Probe (#346)	765
(Estes) Blue Bird Zero (#305)	766

(Estes) Cherokee D (#230)	767
(Estes) MM Courier (#350).....	768
(Estes) Deep Space Transport (#246).....	769
(Edmonds) Deltie Boost Glider (#230).....	770
(Estes) Dragon Ship-7 (#374)	771
(Estes) EAC Viper (#375).....	772
(Edmonds) Eecee (#300).....	773
(Centuri) ESS Raven (#273)	774
(Estes) Explorer Aquarius (#243)	775
(Estes) Falcon (#313)	776
(Estes) Goblin (#233)	777
MM Guardian Missile (#369)	778
Gyroc Tri-Fin (#284)	779
(Estes) Hercules (#239).....	780
(Estes) Interceptor (#267)	781
(Edmonds) Ivey Boost Glider (#227)	782
(Centuri) Javelin (#352)	783
(Centuri) Laser-X (#248)	784
(Estes) Mars Snooper (#235)	785
Micro AGM-12B Bullpup A (#276)	786
(Estes) Midget (#362)	787
(Estes) National Aerospace Plane (#304).....	788
(Estes) Nova Payloader (#236)	789
(Centuri) Orion (#348)	790
(Centuri) Payloader II (#354).....	791
(Estes) Ranger (#226)	792
(DynaStar) Snarky (#380)	793
(Centuri) Taurus (#317)	794
(Centuri) The Point (#232)	795
Moldin' Oldies	796
About Moldin' Oldies	797
Master List for Moldin' Oldies by Name	798
Taurus Fleet Ship.....	799
MoreRockets.Com	800
Master List for MoreRockets.Com by Name	801
Master List for MoreRockets.Com by Number	801
Viper (#1310).....	802
Mountainside Hobbies	803
About Mountainside Hobbies	804

Master List for Mountainside Hobbies by Name	805
Master List for Mountainside Hobbies by Number	805
Sport Scale V-2 (#103)	806
4" V-2 (#500)	807
Neubauer Rockets	808
About Neubauer Rockets	809
Master List for Neubauer Rockets by Name	810
Orion II	811
Noris Raketen	812
Master List for Noris Raketen by Name	813
Master List for Noris Raketen by Number	813
A-4 Peenemunde (#004)	814
Performance Rocketry	815
Master List for Performance Rocketry by Name	816
1/4 Scale Nike Smoke	817
1/3 Scale Nike Smoke	818
Polecat Aerospace	819
Master List for Polecat Aerospace by Name	820
Master List for Polecat Aerospace by Number	821
4" AQM 37 Jayhawk (#21)	822
4" Bullpup (#26)	824
7.5" Bullpup (#4)	825
5.5" Fat Man (#13)	826
4" Nike Smoke (#23)	827
10" Nike Smoke (#6)	828
Pratt Hobbies	829
About Pratt Hobbies	831
Master List for Pratt Hobbies by Name	832
D Region Tomahawk (MMX)	833
Public Missiles LTD	834
About PML	835
Master List for PML by Name	836
Bulldog (6")	837
QModeling	839
About QModeling	840

Master List for QModeling by Name	841
NIKEX	842
Quest Aerospace	844
About Quest	845
Master List for Quest by Name	846
Master List for Quest by Number	847
Little Joe (MMX) (#5611)	848
Striker AGM (#2020)	849
Retro Rocketry	850
Master List for Retro Rocketry by Name	851
Master List for Retro Rocketry by Number	851
Mini Blue Max	852
Mini Red Max (#0651-RS)	853
Roachwerks Custom Turnings	854
About Roachwerks	855
Master List for Roachwerks by Name	856
Saturn 1B	857
Schoolyard Rockets	858
Master List for Schoolyard Rockets by Name	859
Honest John	860
Semroc Astronautics Corporation	861
About Semroc	862
Master List for Semroc by Name	863
Master List for Semroc by Number	865
Astro-1 (KV-30)	866
Baby Orion (KA-31)	868
BatRoc (KV-53)	869
Centaur (KV-12)	871
Centurion (KV-40)	873
Defender Space Probe (KV-60)	875
Excalibur (KV-43)	877
Goblin (KV-80)	879
I.Q.S.Y. Tomahawk (KD-2)	880
Javelin (KV-16)	882
Lil' Hercules (KV-14)	884
Little Joe II (KS-3)	886
Magnum Hornet (KV-69)	888

Marauder (KV-32).....	890
Mark xKit (XES-K2).....	892
Micron (KV-8).....	894
Mini Explorer (KA-22)	896
Saturn 1B (KS-1)	898
SLS Aero Dart (KV-6)	900
SLS Explorer (KV-56)	902
Snipe Hunter (KV-51)	904
SST Shuttle-1 xKit (XCE-K17)	906
Starfire (KV-20)	908
Start (KA-25)	910
Swift Boost Glider (KV-27).....	912
Taurus Fleet Ship (KV-42)	913
Texas Fire Fly (KA-8).....	915
ThunderBee (KA-1).....	917
ThunderChief (KA-7)	919
ThunderStrike (KA-16).....	921
V-2 xKit (XES-K22).....	923
Vector V (KV-44)	925
Sheri's Hot Rockets	927
Master List for SHR by Name	928
Gemini Titan	929
Mercury Redstone	930
Starlight Model Rockets	932
Master List for Starlight by Name	933
Master List for Starlight by Number	933
Jay Hawk (MN 4353)	934
Thrustline Aerospace	935
Master List for Thrustline by Name	936
Master List for Thrustline by Number	937
Der Big Red Max (TACL-025a)	938
Goblin (TACL-005)	939
U.S. Rockets.....	940
About US Rockets	941
Master List for USR by Name	942
Master List for USR by Number	942
Mosquito 2.2 (#1174)	943

The Aftermath	945
Sources for The Rocketry Index	945
What You Can Do To Help	945
<i>Company Information</i>	945
<i>Rocketeers' Views of the Companies</i>	946
<i>Rocketeers' Observations on the Rockets</i>	946
Revision History	947
Harvest History	950

Introductory Materials

What Is “The Rocketry Index?”

In 1975, my mother wanted for me to do well in 6th grade. She resorted to the tried and true expedient of bribery. A scale was set up whereby a “C” would earn nothing at all. A “B” would earn a modest but worthwhile reward. An “A” would help to make the dreams of childhood avarice come true but there was a catch. A “D” would subtract a healthy sum from the total and, heaven forbid, an “F” meant the forfeiture of everything!

She had my attention.

There was a chemistry set that I wanted very, very badly. I did well enough in school that semester that my dreams seemed on the brink of realization. I got 7 “A’s” and a “B”. Mom was impressed but, more important to me, I would soon be on the way towards being the first sixth grader ever to win a Nobel Prize for chemistry.

Although I did not know his name at the time, somebody by the name of Lee Piester messed all of those grandiose plans up.

When the day came for Mom to take me to the mall to buy my chemistry set, I could hardly contain my excitement. “Are we there yet?” took on a more sinister meaning than ever before in Mom’s mind. I had to wait while she went to *her* stores and got what she needed. How many black shoes does a mother have to try on before she finds the “right” ones?!

Finally, we wandered too close to The Toy Box and there was no stopping me. I rushed in, followed by Mom and headed straight to the back where the neat stuff like chemistry sets were kept. When I got there, I learned that tragedy had struck. They were sold out of the one I *had* to have. My youthful illusions about the inherent justice of the world were cruelly shattered!

I think Mom actually felt sorrow for me. She reminded me that there was no rule that said I had to buy a chemistry set. I could get something else. I said, “no.” I would wait.

I think Mom was proud that I had somehow come up with the concept of “delayed gratification.” Then it was my turn to dash her illusions.

On the way out of the store, I set my eyes upon the Centuri Eagle Power Launch Set and I was mystified. I had never heard of model rockets but I had been a fan of the Apollo program and was heartbroken when it was cancelled. Now, I was seeing a rocket that looked like it was meant for me and they claimed it would really fly!

All thoughts of chemistry fled my mind. I had to have the rocket set. Mom asked some probing questions and was assured that model rocketry was indeed safe. Mom’s next big problem was to keep me from ripping the box open until we got home. We compromised. I did not rip anything but I did peek.



The rocket contained in the set was called the Screaming Eagle. It did not take very long to put together but fate was against me and I had neither a lantern battery nor any daylight left in which to try to fly it. As a consolation prize, I had all night to study the exciting catalog Centuri had thoughtfully included in the set. I had better keep my grades up because there were lots of rockets I had to have.

The next day Mom took me to get the battery and I headed off to the elementary school to enroll in the astronaut corps.

The first flight went well. After that, they became more problematical. Looking back, I can see many reasons for the problems, almost all of which stemmed from me, the impatient rocketeer.

I was hooked. For the next few years nothing mattered except rockets. I learned to my delight that there were two rocket companies and Estes had some pretty cool designs as well. Everywhere I went, I took my catalogs with me. They were the inspiration for future adventures, never mind that a great number of my past ones had not turned out too well.

So it went until, in high school, I was distracted by other things. Most of those other things had the same infuriating problems picking out shoes that Mom had but it was much more enjoyable to watch them do it for some reason.

My rocket stuff eventually got tossed out and I only seldom thought about it but I did, on occasion, think back to the images of the cool rockets I never built.

In the early nineties, I found rocketry again. I had never heard of anything bigger than a “D” motor as a kid but I saw some rockets in the local hobby shop that surely could not be boosted even by the Mighty D. The salesman showed me a copy of a magazine devoted to High Power Rocketry... Wow!

Soon, I had bought several smaller kits, just to “get back into shape”, and something from a company I had never heard of: LOC/Precision. I was saddened to learn that Centuri was no more but there were a few other companies in the mix. I left with an assortment of catalogs.

I built several low power rockets, a mid power and launched a single H. It was the wrong time of life, though. I was working as an engineer, going to school and working on another degree and family matters were not exactly rocket-friendly either. I cared for my elderly and sick mother and, suddenly, I found myself caring for my sister’s three children as well.

Regretfully, I put away the rocket stuff. It was for kids and I had adult responsibilities.

Still, there were some great looking rockets I wish I had built!

In 2006, I had left engineering and was a United Methodist pastor. Much to my surprise, I was also a newly-minted bridegroom. Along with SHE WHO MUST BE OBEYED, came two step-children, both teenagers.

I wanted to find something to do with my step-son. I thought we might try to build a model railroad. Trains had also fascinated me as a child and it seemed like it would be fun. I took Bobby to the hobby shop and we looked around for a while. I was excited about the trains but Bobby was... ambivalent, in the manner only a teenager can be. On the way out, though, something caught his eye. He had seen a LOC Graduator and asked some questions about it. He seemed interested so I bought it. Bobby also chose an Estes 220 Swift.

We built the rockets and he seemed to find them slightly amusing but my reaction was much different. I was engrossed.

I was older. I had more time. I had more money. I had the earlier memories. I had the Internet to see what else was out there...and I could not believe how many manufacturers there were! I had

eBay where I could sometimes find “the ones that got away” in childhood.

I was well and truly hooked.

This time around, things were different. I did not have many catalogs...except for all those I found on Ninfinger.com. Then I found EMRR...and YORF...and TRF...and JimZ...

I had a goal. I was going to build and fly one of EVERYTHING...from EVERY COMPANY. I knew I was doomed to failure but what a spectacular failure it would be!

I forgot that pastors do not make as much as engineers.

In time, I started working with the crew at TRF (The Rocketry Forum). One of my responsibilities was to maintain the “Gallery” section, where people post pictures of their fleets. As I tried to keep the galleries organized, I turned more and more to the catalogs I found online. I learned about even more companies I had never heard of... some of which had existed when I was a kid!

Slowly, I decided that I wanted to gather some of what I had learned into a single source.

I lamented that many of the modern manufacturers do not issue catalogs. They rely instead on web ads. When those are gone, they are gone.

I decided to try and put together an index of all of those rockets that I will probably never build. I want to include ***ALL OF THEM!***

This goal too is doomed to failure. It is doomed but I can come much closer to success than in the other one. Thus was begun *The Rocket Index*.

What is *The Rocket Index*?

It is a catalog. It is a collection of the information put out by the manufacturers to sell their wares. I am not trying to sell anything. I just wanted to be able to see all of it in its splendor.

This is a reference work. It may be of some limited use to some who are looking for information about a rocket. I hope it will be. Whether it is or not, though, it is a labor of love...for the ones that got away.



What Gets Included With the Rockets

Did you notice that word up above a few paragraphs back? Everything!

Well, that's a bit of an exaggeration but I'm going to be as “all-inclusive” as I can.

To qualify for the index, a rocket has to have been offered to the general public. That includes kits but also encompasses quite a bit more. Plans that have been offered publicly are included as well as some cardstock models.

I am not going to include scratch built, one-of-a-kinds. Don't expect me to come knocking at your door to inventory your collection,

Also not included, at least for now, are things such as ground support and motors. I figure I've bitten off enough to be chewing without adding that stuff into the mix.

As to what gets included within each entry, that also depends. The goal is to make each entry very much like a "catalog". That means that, when available, data such as size and weight, years of production, designer, motor mounts, recovery and such will be given in tabular form.

When possible, I am going to include at least one "blurb" from the manufacturer. Sometimes this will be transcribed from a catalog, sometimes it will be cut and pasted from their website. When more than a single blurb is included, it is because the text has materially changed.

Next come the "livery" shots. By "livery" I mean the way the manufacturer imagines the model. People are free, of course, to finish their own rockets how they see fit. What I am including is the "official" version.

In some cases, the manufacturer's livery changes over time. The Estes Big Bertha does not look now like it was presented in 1965 and has changed several times. Even as this is written, Estes has apparently changed the livery for the Bertha back to one similar to a scheme they used for a short period in the 1980s after having been stable for most of the 90s and 2000s. I plan to include images from each catalog published.

Sometimes the livery remains the same and just the background changes. In these cases I am opting for inclusion. The same paint job can present itself differently against differing backgrounds. If I perceive a change, I am including it. If a catalog year is omitted, it is either because I do not have access to the catalog or there was no change from the previous version I did include.

In this day and age, many companies do not issue catalogs at all. All of their advertising comes from the internet. Following the Catalog Liveries, will be a section on Web Liveries. I will follow the same rationale in choosing which to include. Of course, some companies were long defunct before the advent of the internet. Naturally, those companies will have no representation in this section.

Rockets appear in advertisements in a wide variety of circumstances and orientations. For this document, I am "normalizing" each of the included images. That means that they will be rotated so that the rocket is oriented vertically. Also, I have used Photoshop to remove the text of ads. Unfortunately, text sometimes impinges upon the rocket itself. These cases vary in their treatment depending upon the difficulty and my own lack of skill. All images are also normalized to the same dimension vertically.

I am also including an image section of "facecards", using the term rather loosely here. In this context, "facecard" can mean the actual card with the pretty picture that is displayed at the front of the traditional hanging bag. Some rockets do not come in hanging plastic bags, however, and are found in boxes. In that case, the scan of the box front is used... unless it is a plain, unmarked box. For some kits, the cover of the instruction sheet serves as the facecard and are treated as such here. Plans, strictly speaking, are not kits and consist of only the "plan". Often, though, the first page of the plan is graphically equivalent to a facecard and is used as such here.

If you get the impression that it is all rather vague and that I am "making it up as I go along", you are getting it correctly.

Another element that may or may not be included with each particular rocket is a series of personal observations and reflections about a particular model. These paragraphs are solicited from people familiar with that model. They are *not* of the form, "I had one when I was a kid and it was really cool!". Instead, they are meant to be descriptive and informative, a user's perspective instead of the company's sales perspective.

What Gets Included With the Companies

Company Information

This document is broken into sections based upon the companies that produced the rocket. All of the Estes products are to be found in the Estes section. Likewise for the others. At the beginning of each section, though, will appear some information about the companies themselves.

To start off with, basic data such as address, phone number, internet URL, etc. are provided. This will usually be followed by a statement from the company telling who they are in their own words. These statements are, of course, PR pieces and vary widely in terms of style and extent. The company statements will be followed, on occasion, by brief synopses from rocketeers familiar with the companies as customers.

Company Statement

A company's website often has a statement describing who they are and what they do. These statements vary tremendously from company to company and not all companies have them. For those that do, I have tried to include them. This, of course, pre-supposes that the company has been extant in the era of the internet.

Rocketeers' Views of the Companies

I have solicited statements from rocket builders and flyers about companies they are deeply familiar with. These too can vary widely but what I have requested is a description of the niche that the company fulfills within the hobby rocketry universe. Some companies have particular strengths or are well known for particular product lines. It is my hope that this time of information is revealed here.

These "Rocketeer's Views" are meant to tell the public perception of the place the company holds. Some may dwell on the customer service aspects and others on the general offerings. Maybe one particular company is well regarded for having a distinct and unique line of some particular product. What is written is up to the one doing the writing...who will seldom be me!

Also possible is some chastisement of the company. It was not and is not an intention of mine to provide a forum for gripes but sometimes they will have a place here in a factual statement. An example might be, "Company X may be difficult to deal with because of XXXXX but they remain the only source for some things. If you want a YYYYYY, they are the one to which you should turn".

Master Lists

Each company section will have at least one master list of their products.

The first master list is simply an alphabetical listing of the company's rockets. Occasionally, a word will be seen in parentheses. The meaning of these parentheses can vary but what they all have in common is that the enclosed text is *not* included in the ordering scheme. For example, many early Estes rockets had "Astron" as part of the name. Astron came and went in no predictable fashion:

sometimes it was present, sometimes it was not...and then it would reappear again. “Astron” is placed in parentheses because it will not be considered when alphabetizing.

Parentheses will also enclose words such as “The”. Centuri’s “The Point” and Estes’s “The Bat” both included the definite article as part of the name. For that reason it is included here but it too will not be considered in prioritizing.

Within the name lists will be included the product numbers if the company uses them. Something that may appear in another column is a “group” term if the particular rocket was part of a series or share some characteristic such as coming from a particular movie or book.

For many companies, there may be a second Master List, this one ordered by product ID number. This, of course, depends upon the company actually using such a number. Many do not. For those that do, each has its own scheme. To further complicate things, some companies have changed their numbering systems and, just to ensure the maximum amount of chaos possible, at least one company has a bad habit of reusing product numbers. With that in mind, for each company that does use product IDs, the second table will list them sequentially from lowest to highest. Following the strictly numeric lists will be the “K Number” list, also in ascending order.

Bear in mind that with the wide variety of numbering systems out there, the lists will *not* be formatted identically. It is assumed, however, that anyone who dabbles in rocketry and, as such, is a “rocket scientist”, will be able to figure them out.

Family Groups

Some rockets are “related” to each other. The relationship may be as simple as cloning or being scale models of the same prototype but the relationships can also be more complex. Perhaps one design was derived from another: it is clearly different and yet related as well. In this section, I will try to maintain tables of relationships.

This is all very subjective and ultimately reflects *my* interpretation. Comments and suggestions would be welcome.

Patriarchal Families

The Patriarchal Families are created under a system of "Patriarchs". Under each patriarch will be at least one specific rocket. Often there will be more. The "Patriarchs" are the oldest examples I can find of a given type. Semroc's Baby Orion will not be a patriarch because it is based upon the old Centuri Orion. The Centuri Orion is then the patriarch unless and until somebody can show me an example that predates it. The patriarch will be used to name the family. Please don't hesitate to tell me if you think I have missed something.

Patriarchs are the heads of families. Some families may contain only themselves in the family and others might include many rockets from many different manufacturers. Deciding what to include "in the family" is by its nature very subjective. In some instances a good case could be made for splitting off a member to become the patriarch of a new family. In other instances, there may be "lost" family members that I have failed to include...mainly because I was unaware of the relationship. I have decided that there are several "automatic" triggers to being included in a family. Clones, upscales and downscales become parts of the family automatically. You also get included in a family if the manufacturer specifically says that one product is derived from another. And, sad as some may be to hear it, goonies are part of the family as well. Remember, the whole purpose of this section as established was to show variations upon particular themes.

The case of the Estes Big Bertha provides a good example here. I thought the BB was about as iconic as you could get. I learned, though, that the Bertha came after the Ranger. They look similar but was that enough? I then had the development and the rationale behind the development of both explained to me by Carl McLawhorn of Semroc. The Bertha became part of the Ranger family. Estes claimed to derive the Baby Bertha and the Mini Bertha from the Big Bertha so they all became a part of the Ranger family as well. Then Carl told me that the Semroc SLS Brighton really is a Ranger as well and the family grew some more. This does not include the Super and various clones. The Alphas have equally complicated stories.

While every single rocket will be part of a “family”, I will not include the family in the following lists unless there are at least 2 members. You may occasionally find a family that seems to have only a single member. That is only because I have not gotten to subsequent entries yet.

The Patriarchal Families are listed alphabetically by manufacturer and then patriarch name. Each entry will include manufacturer, model name and product number, if any.

Art Applewhite Families

All of the following families have Applewhite rockets for their patriarch. Other members of the family may or may not be from Art Applewhite.

Applewhite Cinco Family

Art Applewhite	Cinco (13mm)
Art Applewhite	Cinco (38mm)

Applewhite Flying Saucer Family

Art Applewhite	Micro Maxx Flying Saucer
----------------	--------------------------

Applewhite Helix Family

Art Applewhite	Double Helix (24mm)
Art Applewhite	Helix (13mm)
Art Applewhite	Helix (18mm)
Art Applewhite	Helix (20mm)
Art Applewhite	Helix (24mm)
Art Applewhite	Helix (29mm)

Applewhite Qubit Family

Art Applewhite	Micro Maxx Qubit
Art Applewhite	Micro Maxx Scimitar
Art Applewhite	Micro Maxx Stealth
Art Applewhite	Qubit (13mm)
Art Applewhite	Super Stealth

Binder Design Families

All of the following families have Binder Design rockets for their patriarch. Other members of the family may or may not be from Binder Design.

Binder Design Excel Family

Binder Design	Excel Plus
---------------	------------

BSD High Power Rocketry Families

All of the following families have BSD rockets for their patriarch. Other members of the family may or may not be from BSD.

BSD Diablo Family

BSD	Diablo (4")
-----	-------------

BSD Thor Family

BSD	Thor (3")
BSD	Thor (4")

Centuri Families

All of the following families have Centuri rockets for their patriarch. Other members of the family may or may not be from Centuri.

Centuri Astro-1 Family

Centuri	Astro-1	KB-17 or #5047
Semroc	Astro-1	KV-30

Centuri Hornet Family

Centuri	Magnum D Hornet	#5341
Estes	Hornet	#3037
Semroc	Magnum Hornet	KV-69

Centuri Aero-Dart Family

Centuri	Aero-Dart	KF-2
Centuri	Aero-Dart	KFS-9
Centuri	Aero-Dart	KF-12 or #5182
Enerjet	Aero-Dart	KE-12 or #5182
Semroc	SLS Aero-Dart	KV-6

Centuri BatRoc Family

Centuri	BatRock	KB-8 or #5038
Semroc	BatRok	KV-53

Centuri Centaur Family

Centuri	Centaur	KC-15 or #5075
Semroc	Centaur	KV-12

Centuri Centurion Family

Centuri	Centurion	KC-2 or #5062
Semroc	Centurion	KV-40

Centuri Chuter 2 Family

Centuri	Chuter Two	K-16 or #5076
Estes	Chuter Two	#3009

Centuri Defender Space Probe Family

Centuri	Defender Space Probe	KC-35 or #5095
Semroc	Defender Space Probe	KV-60

Centuri ESS Raven Family

Centuri	E.S.S. Raven
MMWW	Micros E.S.S. Raven

#5312
#273

Centuri Excalibur Family

Centuri	Excalibur
Semroc	Excalibur

KA-8 or #5008
KV-43

Centuri Exporer Family

Centuri	Explorer
Semroc	Mini Explorer
Semroc	SLS Explorer

KF-9 or #5179
KA-22
KV-56

Centuri Firefly Family

Centuri	Firefly
Semroc	Texas Firefly

KA-6 or #5006
KA-8

Centuri Javelin Family

Centuri	Javelin
MMWW	Javelin
Semroc	Javelin

KC-31 or #5091
#352
KV-16

Centuri Laser-X Family

Centuri	Laser-X
MMWW	Laser-X

KC-50 or #5110
#248

Centuri Lil' Hercules Family

Centuri	Lil' Hercules
Semroc	Lil' Hercules

KA-1 or #5001
KV-14

Centuri Long Tom Family

Centuri	Long Tom
Estes	Long Tom

KC-4 or #5064
#3016

Centuri Marauder Family

Centuri	Marauder
Semroc	Marauder

KC-45 or #5105
KV-32

Centuri Micron Family

Centuri	Micron
Semroc	Micron

KA-5 or #5005
KV-8

Centuri Orion Family

Centuri	Orion	KC-8 or #5068
MMWW	Orion	#348
Neubauer Rockets	Orion II	
Semroc	Baby Orion	KA-31

Centuri Payloader Family

Centuri	Payloader II	KC-20 or #5080
Estes	Payloader II	#3022
MMWW	Payloader II	#354

Centuri Point Family

Centuri	The Point	KC-13 or #5073
MMWW	The Point	#232

Centuri Snipe Hunter Family

Centuri	Snipe Hunter	KB-13 or #5043
Semroc	Snipe Hunter	KV-51

Centuri Space Shuttle Family

Blast from the Past	Centuri Space Shuttle	
Centuri	Space Shuttle	KC-6 or #5066

Centuri SST Shuttle 1 Family

Centuri	SST Shuttle 1	KC-17 or #5077
Semroc	SST Shuttle-1 xKit	XCE-KC17

Centuri Star Trooper Family

Centuri	Star Trooper	KM-3 or #5103
Estes	Star Trooper	#3031

Centuri Starfire Family

Centuri	Starfire	KC-12 or #5072
Semroc	Starfire	KV-20

Centuri Swift Family

Centuri	Swift	KBG-3
Semroc	Swift Boost Glider	KV-27

Centuri Taurus Fleet Ship Family

Centuri	Taurus Fleet Ship	KB-3 or #5033
MMWW	Taurus	#317
Moldin' Oldies	Taurus Fleet Ship	
Semroc	Taurus Fleet Ship	KV-42

Centuri Thunder Roc Family

Centuri	Thunder Hawk	#5338
Centuri	Thunder Roc	#5340
Semroc	ThunderBee	KA-1
Semroc	ThunderChief	KA-7
Semroc	ThunderStrike	KA-16

Centuri Vector V Family

Centuri	Vector V	KB-2 or #5132
Semroc	Vector-V	KV-44

Custom Families

All of the following families have Custom rockets for their patriarch. Other members of the family may or may not be from Custom.

Custom Fiesta Family

Custom	Fiesta	#10032
Custom	Game Over	#10042

DynaStar Families

All of the following families have DynaStar rockets for their patriarch. Other members of the family may or may not be from EDynaStar.

DynaStar Snarky Family

DynaStar	Snarky	#05030
MMWW	T3 Snarky	#380

Edmonds Aerospace Families

All of the following families have Edmonds rockets for their patriarch. Other members of the family may or may not be from Edmonds.

Edmonds Deltie Family

Edmonds	Deltie	
MMWW	Deltie Boost Glider	#230

Edmonds Ecee Family

Edmonds	Ecee	
MMWW	Micro Ecee Rocket Glider	#300

Edmonds Ivey Family

Edmonds	Ivey	
MMWW	Ivey Boost Glider	#227

Enertek Families

All of the following families have Enertek rockets for their patriarch. Other members of the family may or may not be from Enertek.

Enertek Astra 2000 Family

Enertek	Astra 2000	#8819
Quest	Striker AGM	#2020

Enertek Initiator Family

Areotech	Initiator	#89011
Enertek	Initiator	#8814

Enertek Strong Arm Family

Aerotech	Strong ARM	#80917
Enertek	Strong Arm	#8815

Estes Families

All of the following families have Estes rockets for their patriarch. Other members of the family may or may not be from Estes.

Estes 220 Swift Family

Estes	220 Swift	#0810
Madcow	Cricket	K-141

Estes Alpha Family

Estes	(Astron) Alpha	K-25 or #1225
Estes	(Astron) Alpha II	EK-25 or #1421
Estes	(Astron) Alpha III	K-56 or #1256
Estes	(Astron) Alpha IV	#1258
Estes	Maxi Alpha	#1291
Estes	Maxi Alpha 3	#1321
Estes	Maxi Alpha 3	#1903
Estes	Super Alpha	#3216
Semroc	Start	KA-25

Estes Big Daddy Family

Estes	Big Daddy	#2162
Excelsior	Der Grosser Vati	

Estes Cherokee D Family

Estes	Cherokee D	K-47 or #1247
MMWW	Micro-Maxx Cherokee	#230

Estes Colonial Viper Family

Estes	Colonial Viper	#1310
MoreRockets.Com	Viper	#1310

Estes Courier Family

Estes	Courier	#1911
MMWW	MM Courier	#350

Estes Deep Space Transport Family

Estes	Deep Space Transport	#2034
MMWW	Deep Space Transport	#246

Estes Der Red Max Family

Estes	Der Big Red Max	#1403
Estes	Der Red Max	KC-2 or #0651
Estes	Mini Max	#2445
Excelsior	Der Grosser Vati	
Excelsior	Goony Max	
Leading Edge	Micro Max	LE-07
Retro Rocketry	Mini Blue Max	
Retro Rocketry	Mini Red Max	#0651-RS
Thrustline	Der Big Red Max	TACL-025a

Estes Dragon Ship 7 Family

Estes	Dragon Ship 7	#1345
MMWW	Dragon Ship-7	#374

Estes Drifter Family

BMS	Astron Drifter	K14
Estes	Astron Drifter	K-14 or #1214

Estes EAC Viper Family

Estes	EAC Viper	#0820
MMWW	T3 EAC Viper	#375

Estes Explorer Aquarius Family

Estes	Explorer Aquarius	#2016
MMWW	Micro Explorer Aquarius	#243

Estes Falcon Family

Estes	(Astron) Falcon	K-13 or #1213
MMWW	Micro Falcon BG	#313

Estes Farside Family

Estes	Farside	K-12 or #1212
Estes	Farside-X	K-12X or #1261

Estes Fat Boy Family

Estes	Fat Boy	#1273
Estes	Fat Boy	#2139
Polecat Aerospace	Fat Man (5.5")	#13

Estes Goblin Family

Estes	Goblin	K-55 or #1255
Leading Edge	Micro Goblin	LE-05
MMWW	Micro-Maxx Goblin	#233
Semroc	Goblin	KV-80
Thrustline	Goblin	TACL-005

Estes Guardian Family

Estes	Guardian	#2179
MMWW	MM Guardian Missile	#369

Estes Gyroc Family

Estes	(Astron) Gyroc	K-24 or #1224
MMWW	Gyroc Tri-Fin	#284

Estes Hercules Family

Estes	Hercules	1377
MMWW	Micro-Maxx Hercules 2-Stage	#239

Estes Interceptor Family

Estes	Interceptor	#1250
Estes	Interceptor E	#1350
MMWW	Micro-Maxx Interceptor	#267

Estes Mark Family

Estes	(Astron) Mark	K-2 or #1202
Estes	(Astron) Mark II	K-2A or #1202
Semroc	Mark xKit	XES-K2

Estes Mars Snooper Family

Estes	Mars Snooper	K-20 or #1220
Estes	Mars Snooper	#2063
Estes	Mars Snooper II	K-20 or #1220
MMWW	Micro_Maxx Mars Snooper	#235

Estes Mean Machine Family

Estes	Mean Machine	#1295
Estes	Mini Mean Machine	#0865

Estes Midget Family

Estes	(Astron) Midget	K-40 or #1240
Estes	Midget	TK-40 or #0840
MMWW	Micro T4/T3 Midget 2 Stage	#363

Estes Mk-109 Stingray Family

Estes	Mk-109 Stingray	#1232
Estes	Mk-109 Stingray	#2131

Estes Mosquito Family

Estes	Mega Mosquito	#1335
Estes	Mosquito	TK-1 or #0801
Estes	Mosquito	#1335
Madcow	Mozzie	K-112
US Rockets	Mosquito 2.2	#1174

Estes National Aerospace Plane Family

Estes	National Aerospace Plane	#2037
MMWW	Micro National Aerospace Plane	#304

Estes Nike-X Family

Estes	Nike-X	K-70 or #1270
QModeling	NIKEX	

Estes Nova Payloader Family

Estes	Nova Payloader	#1960
MMWW	Nova Payloader	#236

Estes Optima Family

Estes	Optima	#2035
Estes	Shadow	#2094

Estes Orbital Transport Family

Estes	Orbital Transport	K-42 or #1242
Estes	Orbital Transport	#1259
Lawn Dart Rocketry	Piggyback Shuttle	#2
Semroc	Orbital Transport	KV-66

Estes Satellite Interceptor Family

Estes	Crossbow SST	#3207
Estes	Satellite Interceptor	#1296
Estes	Satellite Interceptor	#3027
K&S	Upscale Satellite Interceptor	

Estes Streak Family

Estes	(Astron) Streak	K-4 or #1204
Estes	Maxi Streak	#1387

FSI Families

All of the following families have FSI rockets for their patriarch. Other members of the family may or may not be from FSI.

FSI Viking Family

BMS	FSI Viking 1	#FSIV1
FSI	Viking I	MRK-9 or #1009
FSI	Viking II	MRK-10 or #1010
FSI	Viking III	MRK-11 or #1011
FSI	Viking IV	MRK-12 or #1012
FSI	Viking V	#1029

Prototypical Families

“Prototypical” here means that the rocket is based upon a real “prototype” such as a missile or launch vehicle. The prototype may have actually been built, such as the Saturn V, or it may have only reached the design stage as with many of the X-Prize Entries.

Ordnance Families

This includes, bombs, missiles, target drones etc.

AQM 37 Jayhawk Ordnance Family

In 1959, the US Navy and US Air Force issued a joint request for a new high-speed expendable target. Beechcraft won the competition, and the result was a small delta-winged drone with wingtip fins and a liquid rocket motor, originally designated XKD2B-1 but now known as the AQM-37. The type first flew in May 1961, entered service with the US Navy in 1963, and remains in service.

The original version was the AQM-37A or Beech Model 1019. The AQM-37A was followed by a confusing list of subvariants, some of which were new production, others which were modifications of existing AQM-37s. These variants were intended to simulate different classes of threats, such as sea-skimming antiship missiles or high-altitude naval attack missiles, or provide better performance. One high-performance variant with improved thermal protection attained a speed of Mach 4.7 and an altitude of over 112,000 feet (34 kilometers) on a ballistic trajectory. The final US Navy variant was designated AQM-37C.

After an evaluation of the AQM-37A in the late 1960s, the US Army bought a small initial batch of Model 1100/1101 AQM-37As that, unlike other variants, were recoverable, using a parachute system. Some of this batch were intended for low-altitude operation and fitted with a radar altimeter, and others were intended for high-altitude operation and had a barometric altimeter. The Army later ordered over 400 improved non-recoverable Model 1102 variants of the AQM-37A.

The USAF evaluated the AQM-37 in the early 1970s but was slow to adopt it. Records of USAF procurement of the type are sketchy, but it does seem to be currently part of the Air Force target inventory. Small quantities of AQM-37s were also sold to Italy, Israel, and France, while Britain bought several hundred of the type. The Meteor company of Italy built a number of AQM-37s under license.

All variants are air-launched, with the US Navy traditionally using the F-4 Phantom for the job and the British using the Canberra.

More than 5,000 AQM-37 targets of all variants have been delivered since the early 1960s. The AQM-37C/D is still in limited production for the U.S. Navy.

The AQM-37's engine is built by Rocketdyne, though in some sources it is credited to Harley Davidson, the motorcycle manufacturer, which appears to be due to a sequence of company buyouts. The engine uses "storable" liquid propellants, in contrast to cryogenic propellants like liquid oxygen and liquid hydrogen that have to be loaded up just before launch lest they evaporate away. The problem is that the storable propellants in common use are corrosive, highly toxic, and "hypergolic", meaning that the propellants spontaneously ignite when mixed together. This tends to make them troublesome to deal with.

ASP	Micro Jayhawk	
Centuri	Magnum D Jayhawk	#5342
Estes	Pro Series Jayhawk	#2085
Madcow	Jay Hawk AQM 37A	K-109
Polecat Aerospace	AQM 37 Jayhawk (4")	#21
Starlight	Jay Hawk	MR4353

CIM-10 Bomarc Ordnance Family

The CIM-10 Bomarc was the only surface-to-air missile (SAM) ever deployed by the United States Air Force. All other U.S. land-based SAMs were and are under the control of the United States Army.

The supersonic Bomarc missiles were the first long-range anti-aircraft missiles in the world. They were capable of carrying conventional or nuclear warheads. Their intended role in defense was in an intrusion prevention perimeter. Bomarcs aligned on the eastern and western coasts of North America theoretically would launch and would destroy enemy bombers before the bombers could drop their payloads on industrial regions.

It involved the deployment of tactical stations armed with Bomarc missiles along the east and west coasts of North America and the central areas of the continent. BOMARC and the SAGE guidance system were phased out in the early 1970s since they seemed to be ineffective and costly. Neither of these systems was ever used in combat, so while their combat effectiveness remains untested, they are still perceived as having been an important deterrent.

In addition to the USAF, the Bomarc was also deployed by Canada after the country had canceled its advanced Avro Canada CF-105 Arrow manned interceptor in 1959.

BMS	Mini Bomarc	0805(TK-5)
Estes	Bomarc	KC-5 or #0654
Estes	Bomarc	#0657
Estes	Mini Bomarc	TK-5 or #0805
Madcow	Bomarc Rocket	K-119

MGR-1 Honest John Ordnance Family

The MGR-1 Honest John rocket was the first nuclear-capable surface-to-surface rocket in the US arsenal. Designated Artillery Rocket XM31, the first such rocket was tested 29 June 1951 and the first production rounds were delivered in January 1953. The designator was changed to M31 in September 1953. The first Army units received their rockets by year's end and Honest John battalions were deployed in Europe in the Spring of 1954. Alternatively, the rocket was designed to be capable of carrying an ordinary high-explosive warhead weighing 1500 pounds, even though that was not the primary purpose for which it was originally envisioned.

Estes	Honest John	K-27 or #1227
Estes	Honest John	#1919
Estes	(Maxi) Honest John	#2166
Estes	Maxi Honest John	#1269
Estes	Mini Honest John	#2446
Excelsior Rocketry	Honest Goon	
Fliskits	Honest John	MX008
Madcow Rocketry	Honest John Rocket	K-115
Schoolyard Rockets	Honest John	

MGR-3 Little John Ordnance Family

Carried on the XM34 rocket launcher, it could carry either nuclear or conventional warheads. It was primarily intended for use in airborne assault operations and to complement the heavier, self-propelled Honest John rocket systems. Development of the missile was started at Army's Rocket and Guided Missile Agency laboratory at Huntsville, Alabama, the Redstone Arsenal, in June 1955. In June 1956, the first launch of the XM47 Little John occurred. The Littlejohn was delivered to the field in November 1961 and remained in the Army weapons inventory until August 1969.

It was a fin-stabilized field artillery rocket that followed a ballistic trajectory to ground targets. The rocket XM51 consisted of a warhead, a rocket motor assembly, and an igniter assembly. The components were shipped in separate containers and assembled by the user.

The Littlejohn differs from the Honest John in not only its size but how it is stabilized in flight. The flight of the Honest John is stabilized by a spin that is imparted to the rocket by spin rockets after the round leaves the launcher. The Littlejohn rocket flight is stabilized by applying spin to the rocket while on the launcher, just before firing. This manual method of stabilization was called "spin-on-straight-rail" (SOSR). The system was manufactured by the Douglas Aircraft Company.

The missile and launcher system were light enough to be easily transported by helicopters and other aircraft or towed by a vehicle. The Phase II Littlejohn weapon system was initially deployed with the 1st Missile Battalion, 157th Field Artillery in Okinawa, Japan.

The missile was retired beginning in July, 1967, with the final missile removed from inventory in 1970. Five hundred missiles were produced during the life of the weapon program

Estes	Little John	#0819
Madcow	Little John Rocket (4")	K-157

MIM-23 Hawk Ordnance Family

The Raytheon MIM-23 Hawk is a U.S. medium range surface-to-air missile. The Hawk was initially designed to destroy aircraft and was later adapted to destroy other missiles in flight. The missile entered service in 1960, and a program of extensive upgrades has kept it from becoming obsolete. It was superseded by the MIM-104 Patriot in United States Army service by 1994. It was finally phased out of U.S. service in 2002, the last users, the U.S. Marine Corps replacing it with the

man-portable infrared-guided visual range FIM-92 Stinger. The missile was also produced outside the US in Western Europe, Japan and Iran.

Although the U.S. never used the Hawk in combat, it has been employed numerous times by other nations. Approximately 40,000 of the missiles were produced. Jane's reported that the original system's single shot kill probability was 0.56; I-Hawk improved this to 0.85

ASP	Micro Hawk	KHAWK-MM
Madcow	Army Hawk MIM-23A	K-106
TLP	Hawk MIM-23A (1.6")	K039

MX-774 HIROC Ordnance Family

The MX-774 was the United States' first attempt at an intercontinental ballistic missile (ICBM). In 1946, Consolidated-Vultee was given an Army Air Forces research contract and began design and development of the MX-774, which led to Convair's development of the Atlas ICBM.

ARG	Convair MX-774 HIROC
------------	-----------------------------

V-2 Ordnance Family

The V-2 rocket (German: Vergeltungswaffe 2, i.e. retaliation weapon 2), technical name Aggregat-4 (A4), was a ballistic missile that was developed at the beginning of the Second World War in Germany, specifically targeted at London and later Antwerp. The liquid-propellant rocket was the world's first long-range combat-ballistic missile and first known human artifact to enter outer space. It was the progenitor of all modern rockets, including those used by the United States and Soviet Union's space programs. During the aftermath of World War II the American, Soviet and British governments all gained access to the V-2's technical designs and the actual German scientists responsible for creating the rockets, via Operation Paperclip, Operation Osoaviakhim and Operation Backfire.

The weapon was presented by Nazi propaganda as a retaliation for the bombers that attacked ever more German cities from 1942 until Germany surrendered.

Over 3,000 V-2s were launched as military rockets by the German Wehrmacht against Allied targets during the war, mostly London and later Antwerp. The attacks resulted in the death of an estimated 7,250 military personnel and civilians, while 12,000 forced labourers were killed producing the weapons

ASP	V-2 (24mm)	#KV2-24
Apogee Components	Micro V-2	#5021
Centuri	V2	KS-19 or #5149
Currell Graphics	V-2 Rocket	
Estes	Maxi Brute V-2	#K-67 or #1267
Estes	V-2	#1926
Hostile Projectiles	V-2 Rocket	
LOC/Precision	3.9" V-2	PK-57
LOC/Precision	7.5" V2	PK-100
Mountainside Hobbies	Sport Scale V-2	#103
Mountainside Hobbies	4" V-2	#500
Noris Raketen	A-4 Peenemunde	#004
Semroc	V-2 xKit	XES-K22

Sounding Rocket Families

Black Brant II Sounding Rocket Family

The Black Brant is a Canadian-designed sounding rocket built by Bristol Aerospace in Winnipeg, Manitoba. Over 800 Black Brants of various versions have been launched since they were first produced in 1961, and the type remains one of the most popular sounding rockets ever built. They have been repeatedly used by the Canadian Space Agency and NASA.

Cosmodrome	Black Brant II	
Estes	Black Brant II	#1958
Madcow Rocketry	Black Brant II (2.6")	K-153

Black Brant IV Sounding Rocket Family

The Black Brant is a Canadian-designed sounding rocket built by Bristol Aerospace in Winnipeg, Manitoba. Over 800 Black Brants of various versions have been launched since they were first produced in 1961, and the type remains one of the most popular sounding rockets ever built. They have been repeatedly used by the Canadian Space Agency and NASA.

ARG	Black Brant IV
------------	-----------------------

D Region Tomahawk Sounding Rocket Family

The Tomahawk, based on the Thiokol TE-416 Motor, was designed by the Sandia Corp. as a small sounding rockets in the International Quiet Sun Year (IQSY) in 1963. Initial tests from Tonopah, Nevada and Point Mugu, California failed. The fourth launch from Wallops Island was a success, but it was not used in the IQSY experiments. NASA used another Version, the D-Region Tomahawk in 1968, but little further use of it was made.

Although it lacked success as a single stage sounding rocket, it was highly successful as the second stage on Nike, Terrier, Taurus (Honest John), Ute, Paiute and Sandhawk boosters. Several hundred of these configurations were launched.

Estes	D-Region Tomahawk	#1944
Estes	D-Region Tomahawk	#2037
Pratt Hobbies	D-Region Tomahawk (MMX)	
Semroc	I.Q.S.Y Tomahawk	KD-2

Nike Apache Sounding Rocket Family

The Nike Apache was a two-stage sounding rocket used by NASA to loft instruments into the upper atmosphere. The Nike Apache was launched 636 times between 1961 and 1978. It was a popular rocket due to its low cost (6000 USD) and ability to be fired from many locales.

The Nike Apache was used to carry a variety of payloads to study a wide range of topics including radio astronomy, meteorology, aeronomy, atmospheric conditions, plasma physics, and solar physics. NASA flew them from Brazil, Canada, India, Norway, Pakistan, Spain, Suriname, Sweden, all across the US, and off the USS Croatan (CVE-25). The maximum payload weight was 80 lbs (36 kg) and the maximum altitude about 125 miles (200 km).

The Nike-Apache configuration was also used by one variation of the MQR-13 BMTS target rocket

Cosmodrome	Nike Apache	
Estes	Nike Apache	#1957

Nike Smoke Sounding Rocket Family

Centuri	Nike Smoke	KE-3 or #5183
Centuri	Nike Smoke	KS-15 or #5145
FSI	Nike Smoke	#1030
InFlight	Nike Smoke	
Performance Rocketry	1/4 Scale Nike Smoke	
Performance Rocketry	1/3 Scale Nike Smoke	
Polecat Aerospace	4" Nike Smoke	#23
Polecat Aerospace	10" Nike Smoke	#6

Launch Vehicle Families

Ares I Launch Vehicle Family

Ares I was the crew launch vehicle that was being developed by NASA as part of the Constellation Program. The name "Ares" refers to the Greek deity Ares, who is identified with the Roman god Mars. Ares I was originally known as the "Crew Launch Vehicle" (CLV).

NASA planned to use Ares I to launch Orion, the spacecraft intended for NASA human spaceflight missions after the Space Shuttle was retired in 2011. Ares I was to complement the larger, unmanned Ares V, which was the cargo launch vehicle for Constellation. NASA selected the Ares designs for their anticipated overall safety, reliability and cost-effectiveness. However, the Constellation program, including Ares I was canceled in October 2010 by the passage of the 2010 NASA authorization bill. Existing Constellation contracts remain in place until Congress passes a new funding bill.

Dr. Zooch

Ares I-X

Atlas Agena Launch Vehicle Family

The Atlas-Agena was an American expendable launch system derived from the SM-65 Atlas missile. It was a member of the Atlas family of rockets, and was used for 119 orbital launches between 1960 and 1978.

The Atlas-Agena was a two and a half stage rocket, with a stage and a half Atlas missile as the first stage, and an RM-81 Agena second stage. Initially, Atlas D missiles, redesignated as the LV-3, were used as the first stage. These were later replaced by the standardised Atlas SLV-3, and its derivatives, the SLV-3A and B. The final Atlas-Agena launch used an Atlas E/F.

Launches were conducted from Launch Complexes 12, 13 and 14 at the Cape Canaveral Air Force Station, and Launch Complexes 1 and 2 at Point Arguello (now SLC-3 and 4 at Vandenberg Air Force Base).

Dr Zooch

Atlas Agena

Delta II Launch Vehicle Family

Delta II was an American space launch system, originally designed and built by McDonnell Douglas. Delta II is part of the Delta rocket family and was in service from 1989 until November 1, 2011. Delta II vehicles included the Delta 6000, the Delta 7000, and two 7000 variants ("Light" and "Heavy").

After McDonnell Douglas merged with Boeing in 1997, Delta II rockets were built by Boeing Integrated Defense Systems, until Delta rocket production became the responsibility of United Launch Alliance (ULA) on December 1, 2006. ULA now markets Delta II to U.S. government cus-

tomers, and Boeing Launch Services (BLS) markets Delta II to commercial companies

DFR Technologies

Delta II (18mm)

Delta IV Launch Vehicle Family

Delta IV is an active expendable launch system in the Delta rocket family. Delta IV uses rockets designed by Boeing's Integrated Defense Systems division and built in the United Launch Alliance (ULA) facility in Decatur, Alabama. Final assembly is completed at the launch site by ULA. The rockets were designed to launch payloads into orbit for the United States Air Force Evolved Expendable Launch Vehicle (EELV) program and commercial satellite business. Delta IV rockets are available in five versions: Medium, Medium+ (4,2), Medium+ (5,2), Medium+ (5,4), and Heavy, which are tailored to suit specific payload size and weight ranges. Delta IV was primarily designed to satisfy the needs of the U.S. military.

The rockets are assembled at the Horizontal Integration Facility for launches from SLC-37B at Cape Canaveral, and in a similar facility for launches from SLC-6 at Vandenberg AFB.

DFR Technologies

Delta IV Medium 5+4 (24mm)

Gemini Titan Launch Vehicle Family

Project Gemini was the second human spaceflight program of NASA, the civilian space agency of the United States government. Project Gemini was conducted between projects Mercury and Apollo, with ten manned flights occurring in 1965 and 1966. Its objective was to develop space travel techniques in support of Apollo, which had the goal of landing men on the Moon. Gemini achieved missions long enough for a trip to the Moon and back, perfected extra-vehicular activity (working outside a spacecraft), and orbital maneuvers necessary to achieve rendezvous and docking. All manned Gemini flights were launched from Cape Canaveral, Florida using the Titan II GLV launch vehicle

Estes

Gemini-Titan

K-21 or #1221

Estes

Gemini Titan

#1978

Sheri's Hot Rockets

Gemini Titan

Juno II Launch Vehicle Family

Juno II was an American space launch vehicle used during the late 1950s and early 1960s. It was derived from the Jupiter missile, which was used as the first stage.

Dr Zooch

Juno II

Little Joe Launch Vehicle Family

Little Joe was an unmanned United States solid-fueled booster rocket used for eight launches from 1959–1960 from Wallops Island, Virginia to test the launch escape system and heat shield for Project Mercury capsules, as well as the name given to the test program using the booster. The first rocket designed solely for manned spacecraft qualifications, Little Joe was also one of the pioneer operational launch vehicles using the rocket cluster principle.

A successor, Little Joe II, was used for flight testing of the Apollo launch escape system from 1963–1966.

Dr Zooch

Mercury Little Joe

Little Joe II Launch Vehicle Family

Little Joe II was an American space launch vehicle used for five unmanned tests of the launch escape system (LES) and to verify the performance of the command module parachutes for the Apollo spacecraft from 1963–66. Launched from White Sands Missile Range in New Mexico, it was the smallest of four boosters used in the Apollo program

Centuri	Little Joe II (1/45)	KS-8 or #5138
Centuri	Little Joe II (1/100)	KS-9 or #5139
Estes	Little Joe II (1/100)	#0892
Quest	Little Joe II (MMX)	#5611
Semroc	Little Joe II	KS-3

Mercury Atlas Launch Vehicle Family

Mercury-Atlas was a subprogram of Project Mercury which comprised most of the flights and tests using the Atlas LV-3B launch vehicle. The Atlas was also used for one Mercury flight under the Big Joe subprogram.

Estes	Mercury Atlas	#2111
--------------	----------------------	--------------

Mercury Redstone Launch Vehicle Family

The Mercury-Redstone Launch Vehicle, designed for NASA's Project Mercury, was the first American manned space booster. It was used for six sub-orbital Mercury flights from 1960–61; culminating with the launch of the first, and 11 weeks later, the second American (and the second and third humans) in space.

A member of the Redstone rocket family, it was derived from the U.S. Army's Redstone ballistic missile and the first stage of the related Jupiter-C launch vehicle; but to make it man-rated, its structure and systems were modified to improve safety and reliability.

The four subsequent Mercury manned flights used the more powerful Atlas booster to enter low Earth orbit.

Centuri	Mercury Redstone	KS-1 or #5131
Dr Zooch	Mercury Redstone	
Estes	Mercury Redstone	K-41 or #1241
Estes	Mercury Redstone	#1921
Sheri's Hot Rockets	Mercury Redstone	

Saturn I Launch Vehicle Family

The Saturn IB (pronounced "one B", alternatively known as the Uprated Saturn I) was an American launch vehicle commissioned by the National Aeronautics and Space Administration (NASA) for use in the Apollo program. It was an uprated version of the Saturn I rocket, which replaced its S-IV second stage with the much more powerful S-IVB, which gave it enough payload capability to allow it be used for early testing of the Apollo spacecraft while the larger Saturn V needed to send Apollo to the Moon was still being developed. Unlike the earlier Saturn I, it could launch either the partially fueled Apollo Command/Service Module (CSM), or the fully fueled Lunar Module (LM) into low Earth orbit.

The Saturn IB was used for two unmanned CSM suborbital flights, one unmanned LM orbital flight, and for the first manned CSM orbital mission (first planned for Apollo 1, later Apollo 7). It was also used for one orbital mission, AS-203, in which it carried neither a CSM nor a LM, so that the S-IVB would have unburned liquid hydrogen fuel remaining in its tank in orbit. The purpose of

this mission was to support design of the restartable version of the S-IVB used in the Saturn V, by observing the behavior of the liquid hydrogen in weightlessness.

After completion of the Apollo Moon landing program, the Saturn IB was used to launch the Apollo CSM on three crew missions to the Skylab space station, and a joint US-USSR space mission, the Apollo Soyuz Test Project.

Centuri	Saturn 1B	KS-10 or #5140
Dr Zooch	Saturn SA5	
Estes	Saturn 1B	K-29 or #1229
Estes	Saturn 1B	#2048
Roachwerks	Saturn 1B	
Semroc	Saturn 1B	KS-1

Soyuz Launch Vehicle Family

Soyuz is a family of expendable launch systems developed by OKB-1, and manufactured by TsSKB-Progress in Samara, Russia. According to the European Space Agency, the Soyuz launch vehicle is the most frequently used and most reliable launch vehicle in the world.

The Soyuz vehicles are used as the launcher for the manned Soyuz spacecraft as part of the Soyuz program, as well as to launch unmanned Progress supply spacecraft to the International Space Station and for commercial launches marketed and operated by Starsem and Arianespace. All Soyuz rockets use RP-1 and liquid oxygen (LOX) propellant, with the exception of the Soyuz-U2, which used Syntin, a variant of RP-1, with LOX. In the United States, it has the Library of Congress designation A-2. The Soyuz family is a subset of the R-7 family.

Dr Zooch	Soyuz
-----------------	--------------

Titan III Launch Vehicle Family

The Titan III was a modified Titan II with optional solid rocket boosters. It was developed on behalf of the United States Air Force as a heavy-lift satellite launcher to be used mainly to launch American military payloads and civilian intelligence agency satellites such as the Vela Hotel nuclear-test-ban monitoring satellites, observation and reconnaissance satellites (for intelligence-gathering), and various series of defense communications satellites.

The Titan IIIA was a prototype rocket booster, which consisted of a standard Titan II rocket with a Transtage upper stage. The Titan IIIB with its different versions (23B, 24B, 33B, and 34B) had the Titan III core booster with an Agena D upper stage. This combination was used to launch the KH-8 GAMBIT series of intelligence-gathering satellites. They were all launched from Vandenberg Air Force Base, California, due south over the Pacific into polar orbits. Their maximum payload mass was about 7,500 lb (3,000 kg).

The powerful Titan IIIC used a Titan III core rocket with two large strap-on solid-fuel boosters to increase its launch thrust, and hence the maximum payload mass capability. The solid-fuel boosters that were developed for the Titan IIIC represented a significant engineering advance over previous solid-fueled rockets, due to their large size and thrust, and their advanced thrust-vector control systems. The Titan IIID was a derivative of the Titan IIIC, without the upper transtage, that was used to place members of the Key Hole series of reconnaissance satellites into low Earth orbits. The Titan IIIE, the one with an additional high-specific-impulse Centaur upper stage, was used to launch several scientific spacecraft, including both of NASA's two Voyager space probes to Jupiter, Saturn and beyond, and both of the two Viking missions to place two orbiters around Mars and two instrumented landers on its surface.

The first guidance system for the Titan III used the AC Spark Plug company IMU (inertial

measurement unit) and an IBM ASC-15 guidance computer from the Titan II. For the Titan III, the ASC-15 drum memory of the computer was lengthened to add 20 more usable tracks, which increased its memory capacity by 35%.

The more-advanced Titan IIIC used the Delco Carousel VI IMU and the Magic 352 guidance computer.

Dr Zooch

Titan IIIC SLV5

V-2 Launch Vehicle Family

The V-2 rocket (German: Vergeltungswaffe 2, i.e. retaliation weapon 2), technical name Aggregat-4 (A4), was a ballistic missile that was developed at the beginning of the Second World War in Germany, specifically targeted at London and later Antwerp. The liquid-propellant rocket was the world's first long-range combat-ballistic missile and first known human artifact to enter outer space. It was the progenitor of all modern rockets, including those used by the United States and Soviet Union's space programs. During the aftermath of World War II the American, Soviet and British governments all gained access to the V-2's technical designs and the actual German scientists responsible for creating the rockets, via Operation Paperclip, Operation Osoaviakhim and Operation Backfire.

The weapon was presented by Nazi propaganda as a retaliation for the bombers that attacked ever more German cities from 1942 until Germany surrendered.

Over 3,000 V-2s were launched as military rockets by the German Wehrmacht against Allied targets during the war, mostly London and later Antwerp. The attacks resulted in the death of an estimated 7,250 military personnel and civilians, while 12,000 forced labourers were killed producing the weapons

ASP	V-2 (24mm)	#KV2-24
Apogee Components	Micro V-2	#5021
Centuri	V2	KS-19 or #5149
Currell Graphics	V-2 Rocket	
Estes	Maxi Brute V-2	#K-67 or #1267
Estes	V-2	#1926
Hostile Projectiles	V-2 Rocket	
LOC/Precision	3.9" V-2	PK-57
LOC/Precision	7.5" V2	PK-100
Mountainside Hobbies	Sport Scale V-2	#103
Mountainside Hobbies	4" V-2	#500
Noris Raketen	A-4 Peenemunde	#004
Semroc	V-2 xKit	XES-K22

X-Prize Family

The Ansari X-Prize was to be awarded to the first, non-governmental, repeatable launch into space by a private enterprise. Although many entries registered, most did not make it past the design phase. The prize was won by Scaled Composites' Spaceship One.

Estes	Canadian Arrow	#2188
Estes	Cosmos Mariner	#2190
Estes	Gauchito	#0809
Estes	Lucky Seven	#0807

Media Families

This is a fairly broad-based category. It includes rockets that were derived from a common media source. They could be from a television program, a movie or series of movies, a book, or, conceivably, something else.

Battlestar Gallactica Families

This includes both televisions series and the pilot movie.

Battlestar Galactica Colonial Viper Family

Estes	Colonial Viper	#1310
MoreRockets.Com	Viper	#1310

Buck Rogers Families

This can include the comic book, the old movie serials or the television series.

Buck Rogers Draconian Marauder Family

Centuri	Draconian Marauder	#5336
---------	--------------------	-------

Star Wars Families

This includes all of the movies in the series.

Star Wars Death Star Family

Estes	Death Star	#2143
-------	------------	-------

Naboo Royal Starship Family

Estes	Royal Starship	#1830
-------	----------------	-------

Marketing Families

Manufacturers sometimes lump rockets together as parts of series. The relationship within the series can be almost anything and sometimes boils down to “because we said so.” These series will be listed here.

Centuri Marketing Families

Centuri Super Kit Family

Centuri	E.S.S. Raven	#5312
---------	--------------	-------

Estes Marketing Families

Estes Aerospace Club Family

Estes	EAC Viper	#0820
-------	-----------	-------

Estes Collector's Series Family

Estes	Mars Snooper	#2063
-------	--------------	-------

Estes Launchables Family

Estes	Fat Boy	#1273
Estes	Mk-109 Stingray	#1232

Estes Maxi Brute Family

Estes	Maxi Alpha	#1291
Estes	(Maxi) Honest John	#2166
Estes	Maxi Honest John	#1269
Estes	Maxi V-2	K-67 or #1267
Estes	Saturn V	#1236

Estes Mini Brute Family

Estes	Big Yank	#0868
Estes	Condor	#0807
Estes	Hornet	TK-4 or #0804
Estes	Javelin	#0815
Estes	Midget	TK-40 or #0840
Estes	Mini Bomarc	TK-5 or #0805
Estes	Mini Mean Machine	#0865
Estes	Mosquito	TK-1 or #0801
Estes	Little John	#0819

Estes Pro Series Family

Estes	Pro Series Jayhawk	#2085
-------	--------------------	-------

Estes X-Prize Family

Estes	Canadian Arrow	#2188
Estes	Cosmos Mariner	#2190
Estes	Gauchito	#0809
Estes	Lucky Seven	#0807

FlisKits Marketing Families

Fliskits Micro-to-the-Maxx Family

Fliskits	Honest John	MX008
----------	-------------	-------

Leading Edge Marketing Families

Leading Edge Micro Classics Family

Leading Edge	Micro Goblin	LE-05
Leading Edge	Micro Max	LE-07

QModeling Marketing Families

QModeling Retro MEGA Family

QModeling	NIKEX
-----------	-------

Semroc Marketing Families

Semroc Centuri Retro Repro Family

Semroc	Astro-1	KV-30
Semroc	BatRok	KV-53
Semroc	Magnum Hornet	KV-69
Semroc	Centaur	KV-12
Semroc	Defender Space Probe	KV-60
Semroc	Excalibur	KV-43
Semroc	Javelin	KV-16
Semroc	Lil' Hercules	KV-14
Semroc	Marauder	KV-32
Semroc	SLS Explorer	KV-56
Semroc	SLS Aero-Dart	KV-6
Semroc	Snipe Hunter	KV-51
Semroc	SST Shuttle-1 xKit	XCE-KC17
Semroc	Swift Boost Glider	KV-27
Semroc	Taurus Fleet Ship	KV-42
Semroc	Vector V	KV-44

Semroc Deci Scale Family

Semroc	I.Q.S.Y Tomahawk	KD-2
--------	------------------	------

Semroc Estes Retro Repro Family

Semroc	Little Joe II	KS-3
Semroc	Mark xKit	XES-K2
Semroc	Saturn 1B	KS-1

Semroc Ready to Build Family

Semroc	Mini Explorer	KA-22
--------	---------------	-------

Semroc SLS Family

Semroc
Semroc

SLS Aero-Dart
SLS Explorer

KV-6
KV-56

Semroc xKit Family

Semroc
Semroc
Semroc

Mark xKit
SST Shuttle-1 xKit
V-2 xKit

XES-K2
XCE-KC17
XES-K22

US Rockets Marketing Families

USR Sport and School Family

USR

Moquito 2.2

#1174

Other Families

Some things are just difficult to categorize any way apart from “other” but they belong together anyway. These families have nothing in common except that they seem to “belong” together.

Goony Family

The original Goonies were from Estes but they morphed and expanded. They are difficult to define but seem to have the BT-60 body tube in common along with a Baby Bertha Nosecone. People love them and hate them but they are goonies all.

Excelsior
Excelsior

Goony Max
Honest Goon

Parachute Duration Family

This covers all rockets intended for parachute duration competition.

BMS
Centuri
Estes
Semroc

Astron Drifter
Starfire
Astron Drifter
Starfire

K14
KC-12 or #5072
K-14 or #1214
KV-20

Scribe Family

There seems to be a fascination with turning writing implements into rockets and launching them. This has been done by several manufacturer. All of these crayons, pencils and pens are lumped together here in the Scribe Family


Art Applewhite

Bic Stic

Tube Fin Family

Rockets that derive their aerodynamic stability from tubes as opposed to planar fins.

BMS	FSI Viking 1	FSIVK1
Custom	Razor	#10017
FSI	Viking 1	MRK-9 or #1009
FSI	Viking II	MRK-10 or #1010
FSI	Viking III	MRK-11 or #1011
FSI	Viking IV	MRK-12 or #1012
FSI	Viking V	#1029



Advanced Rocketry Group

(ARG)



Master List for **ARG** by Name

Black Brant IV

Convair MX-774 HIROC

Skyprobe

Trident 13

#117-13



Master List for **ARG** by *Number*

#117-13

Trident 13



Convair MX-774 HIROC

MODEL NAME: **Convair MX-774 HIROC**

Also known as:

NUMBER:

Introduced:

Final Year:

Designer:

Type: Scale

Motor Mount: 1x38mm

Recovery: Parachute

Stages: 1

Length: 37.5"

Diameter: 3"

Span: 7.75"

Weight: 32 oz

Mfg. Description: America's first supersonic rocket! Historical scale model, an "in between" vehicle (V-2 and the Atlas), the Convair MX-774 Hiroc.

Our kit contains plastic nose cone, pre-slotted plastic boattail, laser cut centering rings, plywood fins and balsa laminate fins (for that true scale look).

Complete with a 38mm motor mount for the ascent and a highly visible 36" rip stop nylon parachute for the descent.

Spectacular Flights over 1500' on a Pro38 G motor.

Overall length almost 38" tall, with a 3" diameter and a net weight of approximately 650 grams. (ARG 2008 Web Ad)

Catalog Liveries

Web Liveries



2008

Face Card(s)

Also of interest:

Black Brant IV



MODEL NAME: **Black Brant IV**

Also known as:

NUMBER:

Introduced:

Final Year:

Designer:

Type: Scale

Motor Mount:

Recovery: Parachute

Stages: 1

Length: 43"

Diameter: 1.72"

Span:

Weight: 4.6oz/130g

Mfg. Description: 1/10th flying scale model of the Canadian sounding rocket, in Bristol Aerospace Limited's 1960's markings. (ARG 2009 Web Ad)

Catalog Liveries

Web Liveries



2009

Face Card(s)

Also of interest:



Skyprobe

MODEL NAME: **Skyprobe**

Also known as:

NUMBER:

Introduced:

Final Year:

Designer:

Type: Sport, Payload

Motor Mount: 1x29mm

Recovery: Parachute

Stages: 1

Length: 42.5"

Diameter: 2.26"/1.72"

Span:

Weight: 14.2oz/400g.

Mfg. Description: The heavy lift payload carrier rocket with a 2.26" diameter payload section. (ARG 2009 Web Ad)

Catalog Liveries

Web Liveries



2009

Face Card(s)

Also of interest:

Trident 113 (#117-13)



MODEL NAME: **Trident 13**

*Also known as: **Trident 117-13***

NUMBER: #117-13

Introduced:

Final Year:

Designer:

Type: Sport, Cluster

Motor Mount: 3x13mm

Recovery: Parachute

Stages: 1

Length: 21.25"

Diameter: 1.17"

Span:

Weight:

Mfg. Description: The newest introduction and smallest trident in the series (ARG 2009 Web Ad)

Catalog Liveries

Web Liveries



2009

Face Card(s)

Also of interest:

**AEROSPACE
SPECIALITY
PRODUCTS**

Aerospace Specialty Products (ASP)

Aerospace Speciality Products

P.O. Box 1408

Gibsonton, FL 33534

Phone: (813) 741-0032

<http://www.asp-rocketry.com>



About ASP

Thank you for your interest in Aerospace Speciality Products! We manufacture Scale, Competition, Educational and Sport Model Rocket Kits as well as colorful metallized polyester Sport 'Chutes and Hang Time competition recovery devices. Our kits are designed for the modeler who actually likes to build rockets, as opposed to just putting together a totally prefabricated kit - our philosophy is that the more you put into a model, the more pride and enjoyment you get out of it!

We carry a wide variety of top-quality components as well as building and finishing materials. Engines, launch equipment, books, clothing and much more are available as well!

We have been in continuous business under the same ownership for nearly a dozen years, something only a select few speciality rocketry and hobby suppliers can say. We're proud of our quick and reliable service, and even more proud to have been selected as one of the officially recommended vendors for the Team America Rocketry Challenge.

We strive to constantly improve upon our existing products and selection to better serve the rocketry community. We welcome your comments and suggestions as to how we may better serve your needs!

(Company Web Statement 2011)

Master List for **ASP** by Name

Micro Hawk	KHAWK-MM
Micro Jayhawk	
Micro WAC Corporal	KWAC-MM
Stubby	KSTU-13
V2 (24mm)	KV2-24
WAC Corporal (18mm)	KWAC-18

Master List for **ASP** by Number

KHAWK-MM	Micro Hawk
KSTU-13	Stubby
KV2-24	V2 (24mm)
KWAC-18	WAC Corporal (18mm)
KWAC-MM	Micro WAC Corporal

Micro Hawk (KHAWK-MM)

MODEL NAME: **Micro Hawk** *Also known as:*

NUMBER: KHAWK-MM

Introduced:

Final Year:

Designer:

Type: Scale

Motor Mount: 1x6mm

Recovery: Streamer

Stages: 1

Length: 4.13"/104.8 mm

Diameter: 0.282"/7.16 mm

Span:

Weight: 0.18 oz/5 gm

Mfg. Description: The Hawk (an acronym for "Homing All-the-Way Killer") was created for the US Army in 1954 and put into service in 1959. Designed as an anti-aircraft missile, the Hawk was also sold to many countries, and later has been used as a sounding rocket for research. The model to the right in the picture is the Hawk.

Our Micro kits are designed to use the Quest TM Micro Maxx TM motors. They are all based on our "Minimum Diameter" T-MM body tubes. As a result they will generally fly higher than most of the other models available for the Micro Maxx TM motors. All kits include Kevlar shock cords, metallized polyester streamers (or Break-Apart recovery), water-slide decals and our usual complete instructions. Due to the small parts involved, these kits are not recommended for the first-time modeler. Younger modelers should have the assistance of an adult when trying to construct these small kits. (ASP 2007 Web Ad)

Catalog Liveries

Web Liveries



2007



2010

Face Card(s)

Micro Jayhawk

**AEROSPACE
SPECIALITY
PRODUCTS**

MODEL NAME: **Micro Jayhawk** *Also known as:*

NUMBER:

Introduced:

Final Year:

Designer:

Type: Scale

Motor Mount: 1x6mm

Recovery: Streamer

Stages:

Length:

Diameter:

Span:

Weight:

Mfg. Description: DESC

Out
Of
Production

Catalog Liveries

Web Liveries



2008

Face Card(s)

Micro WAC Corporal (KWAC-MM)

MODEL NAME: **Micro WAC Corporal**

Also known as:

NUMBER: KWAC-MM

Introduced:

Final Year:

Designer:

Type: Scale

Motor Mount: 1x6mm

Recovery: Streamer

Stages: 1

Length: 7"/177.8 mm

Diameter: 0.282"/7.16 mm

Span:

Weight: 0.23 oz/6.5 gm

Mfg. Description: The Wac Corporal was the United States first sounding rocket. Seventeen Wac and Wac B rockets were flown from 1945 to 1947. The Wac was launched with the aid of the Tiny Tim solid propellant booster. After the booster burned out, it fell away and the liquid fuel propelled sustainer stage continued its' upward flight.

Although it looks like a two-stage kit, this model is cleverly designed to fly on a single Micro motor.

Our Micro kits are designed to use the Quest TM Micro Maxx TM motors. They are all based on our "Minimum Diameter" T-MM body tubes. As a result they will generally fly higher than most of the other models available for the Micro Maxx TM motors. All kits include Kevlar shock cords, metallized polyester streamers (or Break-Apart recovery), water-slide decals and our usual complete instructions. Due to the small parts involved, these kits are not recommended for the first-time modeler. Younger modelers should have the assistance of an adult when trying to construct these small kits. (ASP 2008 Web Ad)

Catalog Liveries

Web Liveries



2011

Face Card(s)

Also of interest:

Stubby (KSTU-13)

**AEROSPACE
SPECIALITY
PRODUCTS**

MODEL NAME: **Stubby**

Also known as:

NUMBER: KSTU-13

Introduced:

Final Year:

Designer:

Type: Sport

Motor Mount: 1x13mm

Recovery: Parachute

Stages: 1

Length: 7.25"/18.4 cm

Diameter: 1.637"/41.58 mm

Span:

Weight: 1.5 oz/42.5 gm

Mfg. Description: Cute, fun, easy to build model! Ideal for flying on small fields! Makes a great first or second rocket kit! Designed with the beginner in mind, but it's also a great sport flier for the more experienced modeler.

Features laser-cut balsa fins and balsa nose cone, quick change engine hook and bright parachute recovery. Designed to fly on economical 13 mm "Mini" engines.

Great model to learn basic rocketry modeling. Perfect for school or scout groups - bulk packaging available. (ASP 2011 Web Ad)

Catalog Liveries

Web Liveries



2011

Face Card(s)

V2 (24mm) (KV2-24)

MODEL NAME: **V2 (24mm)**

Also known as:

NUMBER: KV2-24

Introduced:

Final Year:

Designer:

Type: Scale

Motor Mount: 1x24mm

Recovery: Parachute

Stages: 1

Length: 14.125"/35.88 cm

Diameter: 1.637"/41.6 mm

Span:

Weight: 3.7 oz/105 gm

Mfg. Description: The V - 2 ("Vengeance Weapon 2") is perhaps the most famous, and certainly the most infamous, rocket ever built. Designed by Werner von Braun for the Nazi war effort during WWII, the V - 2 was the world's first large liquid-fueled rocket. Originally designated the A - 4, thousands were built by prisoners during the early 1940s. After the war, many captured V - 2s were flown by the U.S. as well as the Soviet Union. Despite its' horrific inception as a weapon of destruction, the V - 2 was the forerunner of all the large liquid-fuel rockets which were to follow.

Our most popular kit! Like our other V - 2 kits, this model has a pre-drilled balsa boattail & balsa nose cone, laser-cut basswood fins and is accurately scaled. Designed primarily to fly on D12 motors, it will also fly "outta - sight" on a composite E! Also flies great on 18mm Bs & Cs with adapter EA18/24 (not included). (ASP 2011 Web Ad)

Catalog Liveries

Web Liveries



2011

Face Card(s)

WAC Corporal (18mm) (KWAC-18)

**AEROSPACE
SPECIALITY
PRODUCTS**

MODEL NAME: **WAC Corporal (18mm)**

Also known as:

NUMBER: KWAC-18

Introduced:

Final Year:

Designer:

Type: Scale

Motor Mount: 1x18mm

Recovery: Parachute

Stages: 1

Length: 15.75"/40 cm

Diameter: 0.976"/24.8 mm

Span:

Weight: 1.47 oz/42 gm

Mfg. Description: The Wac Corporal was the United States first sounding rocket. Seventeen Wac and Wac B rockets were flown from 1945 to 1947. The Wac was launched with the aid of the Tiny Tim solid propellant booster. After the booster burned out, it fell away and the liquid fuel propelled sustainer stage continued its' upward flight.

This "Fun - Scale" model of America's first Sounding Rocket is easy to build & flies well on A through C motors - perfect for any size field! (ASP 2011 Web Ad)

Catalog Liveries

Web Liveries



2011

Face Card(s)

Also of interest:



Aerotech Consumer Aerospace

AeroTech Consumer Aerospace Division

RCS Rocket Motor Components, Inc.

2113 W. 850 N. Street

Cedar City, UT 84721

By telephone: 1-435-865-7100

By fax: 1-435-865-7120

<http://www.aerotech-rocketry.com>

About AeroTech

After the acquisition, AeroTech began to design and develop an advanced line of rocket kits, ground support equipment, igniters and propellant formulations for the "E" through "G" segment of the hobby rocket market. These products were designed to be innovative, durable, easy to assemble with precision, of high quality and with large-rocket adult appeal. AeroTech received a number of patents for these design innovations. The new products first began to be introduced at the end of 1989.

In 1990, AeroTech debuted the revolutionary "RMS™" or Reloadable Motor System™ to the high-power (initially "H" through "K" class) hobby rocket motor market, under the ISP trade name. The RMS was partly based on work that had been performed by ISP during the development of man-rated parachute extraction systems for light aircraft. RMS, then a breakthrough technology, consists of a reusable aluminum alloy casing and separate solid propellant "reload kits". For the first time, hobbyists could fly their rockets for about 1/2 the cost per flight of single-use motors. In 1991, the reloadable motor concept was expanded to include the model rocket portion of the market as well.

In 1995, AeroTech introduced its "RMS/Hybrid™" line of hybrid rocket motors to the high-power rocket motor market. These nitrous oxide and cellulose-fueled reloadable motors offered an alternative to the traditional solid propellant technology and have a per-flight cost of about 1/2 that of solids. AeroTech received a patent for the pyrotechnic valve technology used in the RMS/Hybrid motor in 1996. The hybrid product line was later expanded to include a variation of the hybrid technology that AeroTech has dubbed "RMS/Turbo™". RMS/Turbo combines nitrous oxide injection with a fuel-rich conventional solid propellant for a significant boost in delivered performance at a slightly increased cost per flight.

In 1997, AeroTech introduced the "Econojet" line of single-use motors. AeroTech combined features of performance, design and packaging in the Econojets to create a line of motors that could be sold at a price point midway between its traditional single-use motors and RMS reload kits.

In November 1999, AeroTech was acquired by RocketAdventure, an investment partnership formed by Ken Biba, Dr. Michael Reiner and John Coker, and later joined by Dirk Gates. Also in November, AeroTech introduced its first new kit in several years, the 4" diameter "G-Force", and expanded the Econojet line with the F23 and G38 "Black Max" propellant motors.

In 2000, AeroTech announced two major upgrades to its line of high power RMS motors, the RMS-Plus™ advanced delay sealing system and the FirstFire™ two-lead



igniter. AeroTech and Dr. Franklin Kosdon revealed that an agreement was reached whereby AeroTech would manufacture the Kosdon TRM™ line of reloadable motors under an exclusive licensing arrangement. AeroTech expanded its website to include instructional videos in QuickTime format to assist customers in the assembly of its products. In addition, AeroTech announced the upcoming availability of its new Redline™ propellant formulation.

In May of 2001, AeroTech introduced the Sumo, its second 4" diameter kit and the first to be "convertible" for the use of high power motors. Throughout the Summer of 2001, AeroTech released the previously announced Kosdon TRM™ line under the "Kosdon by AeroTech™" (KBA™) trade name, as well as the Redline™ propellant high power reloads in a wide variety of motor sizes.

On October 15, 2001 AeroTech suffered two devastating fires, the second of which completely destroyed the 1955 South Palm St. propellant and motor manufacturing facilities. Plans were quickly made to rebuild the plant and a suitable site was located in nearby Cedar City, UT. AeroTech initiated construction in early 2002, and the first shipments began from the new facility in April of 2003. Shortly after the fire, AeroTech forged a business relationship with Ellis Mountain Rocket Works of Jacksonville, TX to produce many of its products under a contract manufacturing arrangement.

In April of 2004, the intellectual and physical assets of AeroTech and ISP were purchased by RCS Rocket Motor Components (RCS), Inc., a Utah corporation. RCS initiated the manufacturing of AeroTech and ISP products under the "AeroTech Consumer Aerospace", "Econojet", "Kosdon by RCS", "Industrial Solid Propulsion" and "ISP" brand names.

AeroTech has been producing rocket motors for the motion picture special effects industry since the early 1980's. AeroTech rocket motors have been featured in numerous motion pictures since then, and you can look for them in "Iron Eagle", Delta Force 2", "Tank Girl", "Star Trek: Generations," "Tomorrow Never Dies," and "October Sky". AeroTech also supplies rocket motors to educational institutions and rocket parts to other hobby rocket kit manufacturers. AeroTech kits and motors have been featured in a National Geographic article and PBS television show on thunderstorm research, a Travel Channel special on Ray Halm's "Aries" project, a "Junkyard Wars" episode and a Discovery Channel "Mythbusters" program on the legend of Wan Hu.

The core strength of AeroTech's product line is its composite propellant rocket motor technology. Compared to conventional black powder propellant, composite propellant can produce up to three times the power for the same propellant weight. In addition, composite propellant technology permits the creation of rocket motors with



performance characteristics and sound and visual effects not possible with black powder propellant technology.

Since its founding in 1982, AeroTech has grown to become the largest supplier of "D" through "G" power composite model rocket motors, mid-power rocket kits and related products and "H" through "N" high power rocket motors in the world.

(Company Web Statement 2011)



Master List for **Aerotech** by Name

Arreaux	#89013
G-Force	#89021
HV Arcas	#89012
Initiator	#89011
Stong Arm	#89017
Sumo	#89024
Wart-Hog	#89018

Master List for **Aerotech** by Number

#89011	Initiator
#89012	HV Arcas
#89013	Arreaux
#89017	Strong Arm
#89018	Wart-Hog
#89021	G-Force
#89024	Sumo



Arreaux (#89013)

MODEL NAME: **Arreaux**

Also known as:

NUMBER: #89013

Introduced: 1989

Final Year:

Designer:

Type: Sport, Payload

Motor Mount: 1x29mm

Recovery: Parachute

Stages: 1

Length: 43"

Diameter: 1.9"

Span:

Weight:

Mfg. Description: The perfect rocket to carry a variety of payloads. Launch altimeters, accelerometers, and other experimental projects. Try flying an egg and recovering it unbroken. (Aerotech 1990 Catalog)

Catalog Liveries



1990



1992



2007

Web Liveries

Face Card(s)

Also of interest:

G-Force (#89021)



MODEL NAME: **G-Force**

Also known as:

NUMBER: #89021

Introduced:

Final Year:

Designer:

Type: Sport

Motor Mount: 1x29mm

Recovery: Parachute

Stages: 1

Length: 60"

Diameter: 4"

Span:

Weight: 32 oz

Mfg. Description: This kit stands over five feet tall! Featuring a big, four inch diameter, the G-Force provides spectacular, slow lift-offs when powered by Aerotech "G" motors. (2007-08 Aerotech Catalog)

Catalog Liveries



2007

Web Liveries

Face Card(s)

Also of interest:



HV Arcas (#89012)

MODEL NAME: **HV Arcas**

Also known as:

NUMBER: #89012

Introduced: 1989

Final Year:

Designer: Dan Meyer , Marc McReynolds

Type: Scale

Motor Mount: 1x29mm

Recovery: Parachute

Stages: 1

Length: 56"

Diameter: 2.6"

Span:

Weight: 22 oz

Mfg. Description: This replica is 60% the size of the actual high velocity Arcas sounding rocket and features precision molded fins, authentic decals, a data plate and detailed engineering blue-print. (2007-08 Aerotech Catalog)

Catalog Liveries



2007

Web Liveries

Face Card(s)

Also of interest:

Initiator (#89011)



MODEL NAME: Initiator

Also known as:

NUMBER: #89011

Introduced: 1989

Final Year:

Designer: Bob Sanford

Type: Sport

Motor Mount: 1x29mm

Recovery: Parachute

Stages: 1

Length: 39"

Diameter: 2.6"

Span:

Weight: 14 oz

Mfg. Description: The innovative, versatile and durable introduction to advanced model rocket design. Large colorful adhesive decals. (1990 Aerotech Catalog)

Catalog Liveries



1990



1992



2007

Web Liveries

Face Card(s)

Also of interest: Enertek: Initiator: #89814



Strong Arm (#89017)

MODEL NAME: Strong Arm *Also known as:*

NUMBER: #89017

Introduced: 1992

Final Year:

Designer: Bob Sanford

Type: Pseudo Scale

Motor Mount: 1x29mm

Recovery: Parachute

Stages: 1

Length: 44"

Diameter: 2.6"

Span:

Weight: 18 oz

Mfg. Description: Styled after the real military Standard ARM missile, this rocket is a real attention grabber. Fins and strakes are molded plastic to make assembly easy and to give a great finish. Comes with lots of decals to give the Strong Arm just the right look. (Aerotech 1992 Catalog)

Catalog Liveries



1992



2007

Web Liveries

Face Card(s)

Also of interest: Enertek: Strong Arm: #8815

Sumo (#89024)



MODEL NAME: Sumo *Also known as:*

NUMBER: #89024

Introduced:

Final Year:

Designer:

Type: Sport

Motor Mount: 1x29mm

Recovery: Parachute

Stages: 1

Length: 39"

Diameter: 4"

Span:

Weight: 32 oz

Mfg. Description: For those who love to see a short, fat rocket with slow lift offs, this is it! A big, 4 inch diameter kit with impressive decals, the Sumo really stands out! (Aerotech 2007-2008 Catalog)

Catalog Liveries



Web Liveries

Face Card(s)

Also of interest:



Wart Hog (#89018)

MODEL NAME: **Wart Hog**

Also known as:

NUMBER: #89018

Introduced: 1992

Final Year:

Designer: Bob Sanford

Type: Sport

Motor Mount: 1x29mm

Recovery: Parachute

Stages: 1

Length: 37"

Diameter: 2.6"

Span:

Weight: 14 oz

Mfg. Description: As tough and stout as its namesake, the Aerotech Wart-Hog blends E, F, and G performance with the construction convenience of molded fins and self-adhesive decals to create a large rocket of a different breed. (Aerotech 2007-2008 Catalog)

Catalog Liveries



1992



2007

Web Liveries

Face Card(s)

Also of interest:



Always Ready Rocketry (ARR)

Always Ready Rocketry

Dave Ebersole

314 Myrtle street

Mount Vernon, WA 98273

360-336-3533

sales@alwaysreadyrocketry.com

<http://www.alwaysreadyrocketry.com>



About ARR

I, like a lot of other rocket enthusiasts, got interested in model rocketry when my son, Mike, was in middle school. After building and launching a series of Estes kits in our 3 acre field south of Mount Vernon, Washington, the rocketry hobby fell victim to the reality of not enough time, and insufficient funding, to pursue it any further. After seeing a documentary on the Discovery Channel about launching outhouses and bowling balls in a Midwest field, the spark was again ignited. I looked for a local club here in Northwest Washington. I found and joined the WA Aerospace Club and got really hooked after meeting a great group of creative and excited members. I became a "Born Again Rocketeer".

One of the members I met was John Hawkins. He is a skilled builder and good teacher. He encouraged me and pushed me into attending my first and the largest WAC launch of the year. "Fire in the Sky 2010" was held on the Memorial Day Weekend in the town of Mansfield, Washington. At that launch, with John's help, I certified Level 1 on a modified AeroTech Initiator with an H123W.

During my own building experience and with the lack of a local source of building supplies, I decided to add rocketry supplies to my existing brick & mortar business of almost 20 years, Skagit Lapidary Supply. On July 5th, 2010, Skagit Rocketry was born. I was looking to offer support to the local fliers that helped me get into this hobby.

I wanted to sell Blue Tube because of its strength and affordable price, so I applied to become a Blue Tube dealer and the rest is, as they say, history. I liked the product so much, when an opportunity arose, I bought the company. ARR is now located south of Mount Vernon, Washington.

Yes, like Randy, I too am passionate about Rocketry. Yes, I'm an addict and getting more addicted. Not much has changed. I plan to carry on the legacy of the company that Randy started. You will still find the most common items needed to build and fly rockets right here. Products by LOC, AeroTech and TopFlite, surplus items, the now famous Blue Tube 2.0 airframes and couplers. EX supplies, casting tubes and liners, along with new additions like CNC cut custom fins and centering rings.

We are always interested in adding new products, so send us your suggestions.

Sincerely,

Dave Ebersole

"May all your flights be high, and landings gentle".

(Company Web Statement 2011)



Master List for **ARR** by Name

Predator Jr.



Predator Jr.

MODEL NAME: **Predator Jr.**

Also known as:

NUMBER:

Introduced:

Final Year:

Designer:

Type: Sport, Altitude

Motor Mount: 1x54mm

Recovery: Dual Deploy Parachute

Stages: 1

Length: 65"

Diameter:


Span:

Weight: ~4 lbs.

Mfg. Description: These quasi-minimum diameter kits feature the high quality Acme fin cans nested INSIDE the next size up laser slotted airframe. These kits come fully dual deploy ready with electronics bays and have the longest motor mount tubes available in a kit to accommodate the 54mm Loki L1500 (Predator 10k) and the Aerotech J510W (Predator Jr.) for amazing altitude and velocity. These kits come with a SHRED WARRANTY too. (ARR 2011 Web Ad)

Catalog Liveries

Web Liveries




2011

Face Card(s)

Also of interest:



American Alliance Rocketry





Master List for **American Alliance** by Name

Avenger	F2
Emulator	NB5

Master List for **American Alliance** by *Number*

F2	Avenger
NB5	Emulator

Avenger (F2)



MODEL NAME: **Avenger**

Also known as:

NUMBER: F2

Introduced:

Final Year:

Designer:

Type: Exotic

Motor Mount: 1x24mm

Recovery: Parachute

Stages: 1

Length:

Diameter:

Span:

Weight:

Mfg. Description:

Web Liveries



2009

Face Card(s)

Also of interest:



Emulator (NB5)

MODEL NAME: **Emulator**

Also known as:

NUMBER: NB5

Introduced:

Final Year:

Designer:

Type: Sport

Motor Mount: 1x24mm

Recovery: Triple Rear Ejection Parachute

Stages: 1

Length:

Diameter:

Span:

Weight:

Mfg. Description:

Catalog Liveries

Web Liveries



2009

Face Card(s)

Also of interest:



Apogee Components

Apogee Components
3355 Fillmore Ridge Heights
Colorado Springs, CO, 80907

Tel: (719) 535-9335

Fax: (719) 534-9050

<http://www.apogeerockets.com/>



About Apogee

Our Mission Statement: To provide a rewarding experience to any person wanting to further their growth in rocketry, by providing exciting products that teach, as well as showing how fun and safe the hobby can be. We also provide in-depth information about rockets, so that customers can make informed decisions about rocketry so they save money. Our motto is: "The first step into space is an Apogee model rocket."

Why We Do What We Do

Why and what we do here is not by accident. Rocketry is ALL we do. We don't carry airplanes, RC cars, or trains. We specialize in just one thing: "Model Rockets." Period!

Obviously, you have a lot of choices to pick from for your rocketry supplies. There are literally hundreds of manufacturers, and probably thousands of kit re-sellers. But why buy from Apogee Components?

You were drawn to our web site for some reason. If it isn't clear why we're different from everyone else, I'll try to explain.

You got this far, and to this particular web page because you had a sense that Apogee really seems to know what rocketry is all about. More than anyone else, we "get" rocketry. Other sites may tell you "how rockets work," but we show you how much fun you really can have with this hobby. That is probably very important to you -- isn't it? Industry leaders in their fields, Estes and COX will continue to turn kids and adults on to flight with innovative new products that will go FASTER, FURTHER AND HIGHER.

(Company Web Statement 2011)

Master List for **Apogee Components** by Name

Diamondback	#05034
Micro V-2	#05021

Master List for **Apogee Components** by *Number*

#05021	Micro V-2
#05034	Diamondback



Diamondback (#05034)

MODEL NAME: **Diamondback**

Also known as:

NUMBER: #05034

Introduced: 2007

Final Year:

Designer:

Type: Sport

Motor Mount: 1x18mm

Recovery: Streamer

Stages: 1

Length: 30.26" (76.86 cm)

Diameter: 1.18" (29.97 mm)

Span:

Weight: 5.02 oz (142.21 gm)

Mfg. Description: The Diamondback rocket is a stunning rocket that will get heads turning like windmills every time you bring it out. Not only does it have colorful graphics, it has a double-trapezoid fin shape with a triangular opening that is totally unique in model rocketry.

The Diamondback is also long and sleek. Combined with its diamond-shaped graphics gives this rocket the appearance of a snake. It slithers into the sky and can bite a cloud faster than you can shake a stick at it.

With an Apogee D10-7 motor in its tail, this rocket can easily climb to over 1100 feet (335m). But because it has a streamer instead of a parachute, it will be back near the launch pad with minimum wind drift. (Apogee 2011 Web Ad)

Web Liveries



2011

Face Card(s)

Also of interest:

Micro V-2 (#05021)



MODEL NAME: **Micro V-2**

Also known as:

NUMBER: #05021

Introduced:

Final Year:

Designer:

Type: Scale

Motor Mount: 1x10.5mm

Recovery: Streamer

Stages: 1 or 2 with optional Blitzkrieg Booster

Length: 17.15 cm (6.75")

Diameter: 18 mm (0.736")

Span:

Weight: 10.0 grams (.35 oz)

Mfg. Description: The blitz is back with another vengeance! The micro-motor powered V-2 Rocket is ready to thunder into your fleet. At just under seven inches tall, this little dynamo will capture those nostalgic feelings for the glory days of rocketry.

Real balsa wood is used for both the nosecone and tailcone. The tailcone is pre-drilled, ready to accept the motor tube for the 10.5 mm motors. Add the balsa fins, launch lug, and recovery system, and you're ready to launch! (Apogee 2004 Web Ad)

Web Liveries



2001



2004

Face Card(s)

Also of interest: All V-2 Families



Art Applewhite Rockets

Art Applewhite Rockets

P.O. Box 294064

Kerrville TX 78029-4064

rocket877@aol.com

<http://www.artapplewhite.com/>

About Art Applewhite Rockets

I'm a BAR or born again rocketeer. I was born in Fort Worth Texas in 1951 and I've been flying model rockets off and on since I was 10 years old. I served 20 years in the U.S. Air Force (mostly overseas) and retired in 1991. I spent another 10 years with the Air Force in various capacities before setting down in my home state of Texas in 2001. I started designing, manufacturing and sell model rocket kits in February of 2002.

(Company Web Statement 2007)

Master List for **Art Applewhite** by Name

Bic Stic
Cinco (13mm)
Cinco (38mm)
Double Helix (24mm)
Helix (13mm)
Helix (18mm)
Helix (20mm)
Helix (24mm)
Helix (29mm)
Micro Maxx Flying Saucer
Micro Maxx Qubit
Micro Maxx Scimitar
Micro Maxx Stealth
Qubit (13mm)
Super Stealth

Bic Stic



MODEL NAME: **Bic Stic**

Also known as:

NUMBER:

Introduced: 2002

Final Year:

Designer: Art Applewhite

Type: Oddroc

Motor Mount: 1x6mm

Recovery:

Stages: 1

Length:

Diameter:

Span:

Weight:


Mfg. Description: These kits contain everything you need to build a high performance rocket.

Recommended engine: Quest Micro Maxx® II.

Warning: These rockets will fly completely out of sight in a heartbeat!

Satisfaction guaranteed or your money back. (Art Applewhite 2004 Web Ad)

Web Liveries



Face Card(s)

Also of interest: Scribe Family

Cinco (13mm)

MODEL NAME: **13mm Cinco**

Also known as:

NUMBER:

Introduced: 2005

Final Year:

Designer: Art Applewhite

Type: Oddroc, Saucer

Motor Mount: 1x13mm

Recovery: Aerobrake

Stages: 1

Length:

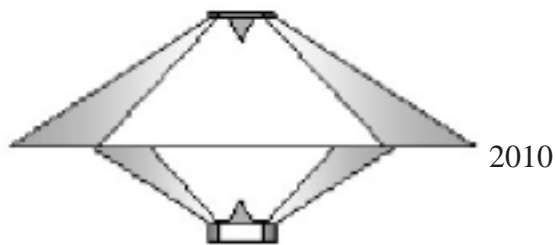
Diameter:

Span:

Weight:

Mfg. Description:

Web Liveries



Face Card(s)

Also of interest: Art Applewhite Cinco Family

Cinco (38mm)



MODEL NAME: **38mm Cinco** *Also known as:*

NUMBER:

Introduced: 2007

Final Year:

Designer: Art Applewhite

Type: Oddroc, Saucer

Motor Mount: 1x38mm

Recovery: Aerobrake

Stages: 1

Length: 6"


Diameter: 11"

Span: 11"

Weight: 4.2 oz.

Mfg. Description: Recommended motors: Any 38mm G, H or I motor with an average thrust between 50 and 250 Ns. This kit can be built in a few hours using white glue and a sharp craft knife. This five-sided flying saucer's "low and slow" ascent makes it perfect for small field and windy days. The foolproof aerobrake recovery system ensures this rocket descends slowly and safely and lands close to the pad every time. (Art Applewhite 2011 Web Ad)

Web Liveries



2009 Web Ad

Face Card(s)

Also of interest: Art Applewhite Cinco Family

Double Helix (24mm)

MODEL NAME: **24mm Double Helix** *Also known as:*

NUMBER:

Introduced:

Final Year:

Designer: Art Applewhite

Type: Bi-Copter, Cluster

Motor Mount: 2x24mm

Recovery: Tumble

Stages: 1

Length:

Diameter:

Span:

Weight:

Mfg. Description: All Helix and Double Helix kits are constructed from the highest quality Basswood sheets, Poplar dowels and LOC Precision tubing. Their simple and robust construction means they will continue to fly long after other rockets have been retired. Launch preparation is super simple, just insert the motor and launch! These rockets fly very well even in windy conditions and always land close to the pad. The Double Helix kits use two motors for a unique and exciting, high performance, cluster flight.

Each kit comes with all materials need except glue. They can be built in a single evening using ordinary craft tools and supplies. This kit is recommended for experienced modelers who will appreciate it unusual construction techniques and flight characteristics. The Helix requires a strong launch pad with a short 1/4" rod. (Applewhite 2008 Web Ad)

Web Liveries



2011

Face Card(s)

Also of interest: Applewhite Helix Family

Helix (13mm)



MODEL NAME: **13mm Helix** *Also known as:*

NUMBER:

Introduced:

Final Year:

Designer: Art Applewhite

Type: MonoCopter

Motor Mount: 1x13mm

Recovery: Tumble

Stages: 1

Length:

Diameter:

Span: 4"

Weight: 0.3 oz (7 grams)

Mfg. Description: All Helix kits are constructed from the highest quality Basswood sheets, Poplar dowels and LOC Precision tubing. Their simple and robust construction means they will continue to fly long after other rockets have been retired. Launch preparation is super simple, just insert the motor and launch! These rockets fly very well even in windy conditions and always land close to the pad. The Double Helix kits use two motors for a unique and exciting, high performance, cluster flight.

Each kit comes with all materials need except glue. They can be built in a single evening using ordinary craft tools and supplies. This kit is recommended for experienced modelers who will appreciate it unusual construction techniques and flight characteristics. The Helix requires a strong launch pad with a short 1/4" rod. Instructions for building a suitable pad out of readily available materials are included with the kit and also shown below.

Web Liveries



2010

Face Card(s)

Also of interest: Applewhite Helix Family

104

Helix (18mm)

MODEL NAME: **18mm Helix**

Also known as:

NUMBER:

Introduced:

Final Year:

Designer: Art Applewhite

Type: MonoCopter

Motor Mount: 1x18mm

Recovery: Tumble

Stages: 1

Length:

Diameter:

Span: 6"

Weight: 0.6 oz (17 grams)

Mfg. Description: All Helix kits are constructed from the highest quality Basswood sheets, Poplar dowels and LOC Precision tubing. Their simple and robust construction means they will continue to fly long after other rockets have been retired. Launch preparation is super simple, just insert the motor and launch! These rockets fly very well even in windy conditions and always land close to the pad. The Double Helix kits use two motors for a unique and exciting, high performance, cluster flight.

Each kit comes with all materials need except glue. They can be built in a single evening using ordinary craft tools and supplies. This kit is recommended for experienced modelers who will appreciate it unusual construction techniques and flight characteristics. The Helix requires a strong launch pad with a short 1/4" rod. Instructions for building a suitable pad out of readily available materials are included with the kit and also shown below.

Web Liveries



2010

Face Card(s)

Also of interest: Applewhite Helix Family

Helix (20mm)



MODEL NAME: **20mm Helix** *Also known as: D5 Helix*

NUMBER:

Introduced:

Final Year:

Designer: Art Applewhite

Type: MonoCopter

Motor Mount: 1x20mm

Recovery: Tumble

Stages: 1

Length:

Diameter:

Span:

Weight:



Mfg. Description: All Helix kits are constructed from the highest quality Basswood sheets, Poplar dowels and LOC Precision tubing. Their simple and robust construction means they will continue to fly long after other rockets have been retired. Launch preparation is super simple, just insert the motor and launch! These rockets fly very well even in windy conditions and always land close to the pad. The Double Helix kits use two motors for a unique and exciting, high performance, cluster flight.

Each kit comes with all materials need except glue. They can be built in a single evening using ordinary craft tools and supplies. This kit is recommended for experienced modelers who will appreciate it unusual construction techniques and flight characteristics. The Helix requires a strong launch pad with a short 1/4" rod. Instructions for building a suitable pad out of readily available materials are included with the kit and also shown below.

Web Liveries

Face Card(s)

Also of interest: Applewhite Helix Family

Helix (24mm)

MODEL NAME: **24mm Helix**

Also known as:

NUMBER:

Introduced:

Final Year:

Designer: Art Applewhite

Type: MonoCopter

Motor Mount: 1x24mm

Recovery: Tumble

Stages: 1

Length:

Diameter:

Span: 8"

Weight: 1.4 oz (39 grams)

Mfg. Description: Description: All Helix kits are constructed from the highest quality Basswood sheets, Poplar dowels and LOC Precision tubing. Their simple and robust construction means they will continue to fly long after other rockets have been retired. Launch preparation is super simple, just insert the motor and launch! These rockets fly very well even in windy conditions and always land close to the pad. The Double Helix kits use two motors for a unique and exciting, high performance, cluster flight.

Each kit comes with all materials need except glue. They can be built in a single evening using ordinary craft tools and supplies. This kit is recommended for experienced modelers who will appreciate it unusual construction techniques and flight characteristics. The Helix requires a strong launch pad with a short 1/4" rod. Instructions for building a suitable pad out of readily available materials are included with the kit and also shown below.

Web Liveries



2010

Face Card(s)

Also of interest: Applewhite Helix Family

Helix (29mm)



MODEL NAME: **29mm Helix**

Also known as:

NUMBER:

Introduced:

Final Year:

Designer: Art Applewhite

Type: MonoCopter

Motor Mount: 1x29mm

Recovery: Tumble

Stages: 1

Length:


Diameter:

Span:

Weight:

Mfg. Description:

Web Liveries



2010

Face Card(s)

Also of interest: Applewhite Helix Family

Micro Maxx Flying Saucer

MODEL NAME: **Micro Maxx Flying Saucer**

Also known as:

NUMBER:

Introduced: 2002

Final Year:

Designer: Art Applewhite

Type: Flying Saucer

Motor Mount: 1x6mm

Recovery: Aerobrake

Stages: 1

Length: 1"

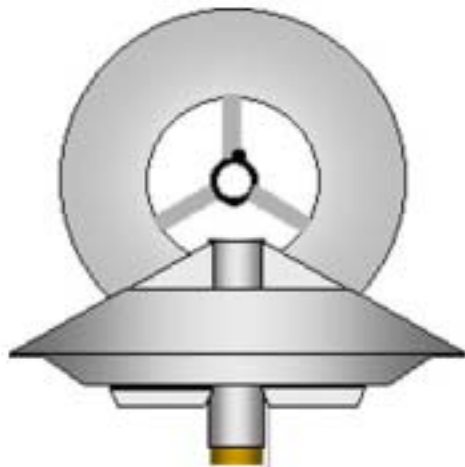
Diameter: 3"

Span:

Weight: 0.2 oz

Mfg. Description: As these rockets climb, they spin like real flying saucers. At apogee the Saucer Section separates from the Power Pod and they glide safely down. The fins are 3/32" Basswood and the Saucer Section is 110 lb Card Stock. Engine hooks are used for positive engine retention. The plain flying saucer are white for easy decorating and finishing. Custom colors are available upon request. These kits are intended for the experienced rocketeer looking for a new challenge and something out of the ordinary. With their high visibility and slow ascent and recovery, they are real crowd pleasers. (Art Applewhite 2002 Web Ad)

Web Liveries




2002



2003

Face Card(s)



Also of interest: Applewhite Flying Saucer Family

Micro Maxx Qubit

MODEL NAME: **Micro Maxx Qubit** *Also known as:*

NUMBER:

Introduced: 2004

Final Year:

Designer: Art Applewhite

Type: Oddroc, Saucer, Cardstock

Motor Mount: 1x6mm

Recovery: Aerobrake

Stages: 1

Length:

Diameter:

Span:

Weight:

Mfg. Description: DESC

Catalog Liveries

Web Liveries



2004

Face Card(s)

Also of interest: Applewhite Qubit Family

Micro Maxx Scimitar



MODEL NAME: **Micro Maxx Scimitar**

Also known as:

NUMBER:

Introduced:

Final Year:

Designer: Art Applewhite

Type: Oddroc

Motor Mount: 1x6mm

Recovery: Aerobrake

Stages: 1

Length:

Diameter:

Span:

Weight:

Mfg. Description:

Catalog Liveries

Web Liveries

Face Card(s)

Also of interest: Applewhite Qubit Family

Micro Maxx Stealth

MODEL NAME: **Micro Maxx Stealth** *Also known as:*

NUMBER:

Introduced:

Final Year:

Designer: Art Applewhite

Type: Oddroc

Motor Mount: 1x6mm

Recovery: Aerobrake

Stages: 1

Length:

Diameter:

Span:

Weight:

Mfg. Description:

Catalog Liveries

Web Liveries

Face Card(s)

Also of interest: Applewhite Qubit Family

Qubit (13mm)



MODEL NAME: **13mm Qubit** *Also known as:*

NUMBER:

Introduced: 2004

Final Year:

Designer: Art Applewhite

Type: Oddroc, Saucer, Cardstock

Motor Mount: 1x13mm

Recovery: Aerobrake

Stages: 1

Length: 3.0 inches (7.6cm)

Diameter:

Span: 4 inch (10 cm)

Weight: 0.2 oz (5 gm)

Mfg. Description: All these rockets ascend rapidly. They are very stable in flight, even with high winds. At apogee they flip over and descend slowly using aerobrake recovery. Preparation is quick and recovery is foolproof. These kits are intended for the rocketeer looking for a new challenge and something out of the ordinary. With their high visibility and dramatic ascent and recovery, they are real crowd pleasers. No long walks to recover your rocket even on a windy day. (Art Applewhite 2011 Web Ad)

Web Liveries



2004

Face Card(s)

Also of interest: Applewhite Qubit Family

Super Stealth

MODEL NAME: **Super Stealth**

Also known as:

NUMBER:

Introduced:

Final Year:

Designer: Art Applewhite

Type: Oddroc, Cardstock

Motor Mount: 1x18mm or 1x24mm

Recovery: Aerobrake

Stages: 1

Length: 3.75"

Diameter: 5"

Span: 5"

Weight: 0.5 oz

Mfg. Description: Recommended motors: 18mm version: B4-2,B6-0,B6-2, C6-0,C6-3 24mm version: C11-0, C11-3, D11-P, D12-0, D12-3, E9-4, E9-P and any Aerotech 24mm single use or RMS 24/40 reload. This rocket can be built to use either 18mm (A, B & C) or 24mm motors (C, D & E). You decide at build time which size to make. (Applewhite 2011 Web Ad)

Catalog Liveries

Web Liveries



2011

Face Card(s)

Also of interest: Applewhite Qubit Family



BaddAzz Rocketry

<http://www.baddazzrocketry.com/>



Master List for **BaddAzz** by Name

Das Blitzkrieg

Das Blitzkrieg



MODEL NAME: **Das Blitzkrieg**

Also known as:

NUMBER:

Introduced: 2011

Final Year:

Designer: Eric Foster

Type: Sport

Motor Mount: 1x38mm

Recovery: Dual Deploy Parachute

Stages: 1

Length: 49.875"

Diameter: 2.375"

Span:

Weight: 3 lbs.

Mfg. Description: Earth year 104906

After reaching a peace agreement with Trogons. We had years of goodwill. Due to their reptilian breeding they constantly encroached upon the Frontier line.

Negotiations failed, We are at War !!

Our Best defenzze is the BLITZZKRIEG Missiles. Featuring a Positronic Seeker they cannot be evaded. Two part warhead gave the Missile it's Name. A High yield EMP PLASMA burst coupled with a Sodium Zylon Gas. EMP takes down the Trogon shields, Sodium Zylon Vaporizes the Trogon's Flesh.

Do not worry when the Atmospheric Defenzze's engage! BLITZZKRIEG is at work!!!!

Web Liveries



2011



2011

Face Card(s)


Also of interest:

1 1 8

Bal-Rock Industries

Norfolk, Nebraska

Bal-Rock Industries (Bal-Rock)



Master List for **Bal-Rock** by Name

Rock-a-Chute Mark I Mrk-I

Master List for **Bal-Rock** by Number

Mrk-I Rock-a-Chute Mark I

Rock-a-Chute Mrk-I

MODEL NAME: **Rock-a-Chute Mark I**

Also known as:

NUMBER: Mrk-I

Introduced: 1954

Final Year:

Designer: Robert Carlisle

Type: Sport

Recovery: Parachute

Stages: 1

Length:

Diameter:

Span:

Weight:

Mfg. Description: The ROCK-A-CHUTE is a working model of a type of guided missile. It is powered by an expendable solid fuel rocket motor. The ROCK-A-CHUTE rises, under its own power, from its launching ramp to a height of from 100 to 500 feet, depending upon the size of the rocket motor used. After passing the apex of its flight, the time element activates the parachute expelling charge. After the parachute is expelled and opens, the entire model floats slowly to the ground where it can be retrieved, the parachute re-packed as instructed, and a new rocket motor installed. It is then ready to be launched again. The time of the expulsion of the parachute can be extended by withdrawing 1/16 to 1/4 inch of the time element from the hole located nearest the red end of the rocket motor. The position of the launching ramp enables the operator to select the direction the ROCK-A-CHUTE will take. (Bal-Rock 1954 Rock-a-Chute Instructions)

Face Card(s)



1954 Instruction

Also of interest:



Balsa Machining Services (BMS)

Balsa Machining Service

11995 Hillcrest Dr.

Lemont, IL 60439

630-257-5420

<http://www.balsamachining.com/>



Master List for **BMS** by Name

(Estes) Astron Drifter	K14
(Estes) Mini Bomarc	08005(TK-5)
(FSI) Viking 1	FSIVK1

Master List for **BMS** by Number

0805(TK-5)	(Estes) Mini Bomarc
K14	(Estes) Astron Drifter
FSIVK1	(FSI) Viking 1

Astron Drifter (K14)



MODEL NAME: **Astron Drifter**

Also known as:

NUMBER: K14

Introduced:

Final Year:

Designer: Bill Simon

Type: Sport. Parachute Competition, Clone

Motor Mount: 1x18mm

Recovery: Parachute

Stages: 1

Length:

Diameter:

Span:

Weight

Mfg. Description:

Catalog Liveries

Web Liveries



2009

Face Card(s)

Also of interest: Estes Drifter Family, Parachute Duration Family



Mini Bomarc (0805(TK-5))

MODEL NAME: **Mini Bomarc** *Also known as:*

NUMBER: 0805(TK-5)

Introduced:

Final Year:

Designer: Larry Renger

Type: Scale, Clone

Motor Mount: 1x13mm

Recovery: parachute

Stages: 1

Length: 11.75"

Diameter: 0.736"

Span: 4.5"

Weight:

Mfg. Description:

Catalog Liveries

Web Liveries

Face Card(s)

Also of interest: CIM-10 Bomarc Ordnance Family

(FSI) Viking 1 (FSIVK1)



MODEL NAME: **FSI Viking 1** *Also known as:*

NUMBER: FSIVK1

Introduced:

Final Year:

Designer:

Type: sport/tubefin/clone

Motor Mount: 1x18mm

Recovery: parachute

Stages: 1

Length:

Diameter:

Span:

Weight:

Mfg. Description:

Catalog Liveries



2009



Binder Design

Binder Design
P.O. Box 13376
Salem, OR 97309

Phone: (503) 581-3180

<http://binderdesign.com/>



About Binder Design

Welcome to Binder Design....The standard for high quality rocket kits and accessories. From our mid-power kits for beginners to high power rocketry, premium kits like the Velociraptor, or extreme experimental motor hardware like the 38mm L project above, we have something for everyone.

(Company Web Statement 2011)



Master List for **Binder Design** by Name

Excel Plus
Thug



Excel Plus

MODEL NAME: **Excel Plus**

Also known as:

NUMBER:

Introduced:

Final Year:

Designer:

Type: Sport

Motor Mount: 1x38mm

Recovery: Parachute

Stages:

Length:

Diameter:

Span:

Weight:



Mfg. Description: The Excel Plus was replaced by the Excel DD version. It is the same except the DD version uses our avionics bay kit between the booster and payload tube. (Binder Design Personal Communication)

Editor's Note:

Catalog Liveries

Web Liveries



2011

Face Card(s)

Also of interest: Binder Design Excel Family

Thug



MODEL NAME: **Thug** *Also known as:*

NUMBER:

Introduced:

Final Year:

Designer:

Type: Sport

Motor Mount: 1x29mm

Recovery: Parachute

Stages: 1

Length: 33"

Diameter: 4"

Span:

Weight: 1 lb 6 oz

Mfg. Description: A small rocket with big performance. You can fly it on as little as an E motor or throw an H-180 in it and watch it go. A real crowd pleaser, comes with cut and match sanded 1/8 inch aircraft grade birch plywood.

Includes plastic nose cone, easy to follow instructions, vinyl cut decals. A nice starter rocket to high power. (Binder Design 2011 Web Ad)

Editor's Note:

Catalog Liveries

Web Liveries




2011


Face Card(s)

Also of interest:

132



Blast From the Past





Master List for **Blast From the Past** by Name

(Centuri) Space Shuttle



Centuri Space Shuttle

MODEL NAME: **Centuri Space Shuttel**

Also known as:

NUMBER:

Introduced:

Final Year:

Designer: Larry Brown

Type: Sport

Motor Mount:

Recovery: Streamer/glide/glide

Stages: 1

Length:

Diameter:

Span:

Weight:

Mfg. Description:

Catalog Liveries


Web Liveries

Face Card(s)

Also of interest: Centuri Space Shuttle Family



BSD High Power Rocketry (BSD)





About BSD High Power Rocketry

BSD offers kits for the beginner or sport flyer in Mid to High power rocketry.

BSD Kits include high-quality glassine-coated airframe tubes and New Flexible Phenolic tubing in 7.5", plastic nosecones, great hardware, aircraft-quality plywood parts, centering rings and bulkheads, computer designed and cut self-adhesive vinyl decals, and photo-illustrated instruction books. All the best things that the seasoned high power builder expects in a kit, and features that makes it hard to build anyone else's kits again!

(Company Web Statement 2008)

Master List for **BSD** by Name

Diablo (4")

Thor (3")

Thor (4")

Diablo (4")

MODEL NAME: **4 " Diablo**

Also known as:

NUMBER:

Introduced:

Final Year:

Designer:

Type: Sport

Motor Mount:

Recovery:

Stages: 1

Length:

Diameter:

Span:

Weight:

Mfg. Description:

Editor's Note:



Catalog Liveries

Web Liveries

Face Card(s)

Also of interest: BSD Diablo Family

Thor (3")



MODEL NAME: **3" Thor**

Also known as:

NUMBER:

Introduced:

Final Year:

Designer:

Type: Sport

Motor Mount:

Recovery:

Stages: 1

Length: 64"

Diameter: 3"

Span:

Weight:

Mfg. Description:

Editor's Note:



Catalog Liveries

Web Liveries

Face Card(s)

Also of interest: BSD Thor Family

Thor (4")

MODEL NAME: **4" Thor**

Also known as:

NUMBER:

Introduced:

Final Year:

Designer:

Type: Sport

Motor Mount:

Recovery:

Stages: 1

Length: 84.75"

Diameter: 4"

Span:

Weight: 89 oz

Mfg. Description:

Editor's Note:



Catalog Liveries


Web Liveries




2008

Face Card(s)

Also of interest: BSD Thor Family



Centuri Engineering





Master List for Centuri by Name

Aero-Dart	#5182
Aero-Dart	KF-2
Aero-Dart	KF-12
Aero-Dart	KFS-9
Alien Scoutship Flying Saucer	#5325
Astro-1	#5047
Astro-1	KB-17
BatRoc	#5038
BatRoc	KB-8
Black Widow	#5036
Black Widow	KB-6
Centaur	#5075
Centaur	KC-15
Centurion	#5062
Centurion	KC-2
Chuter Two	#5076
Chuter Two	KC-16
Defender Space Probe	#5095
Defender Space Probe	KC-35
Draconian Marauder	#5336
E.S.S. Raven	#5312
Excalibur	#5008
Excalibur	KA-8
Explorer	#5179
Explorer	KF-9
Firefly	#5006
Firefy	KA-6
Flutter-By	#5009
Flutter-By	KA-9
Hummingbird	#5172
Hummingbird	#KF-2
Javelin	#5091
Javelin	KC-31
Laser-X	#5110
Laser-X	KC-50
Lil' Hercules	#5001
Lil' Hercules	KA-1
Little Joe II	#5138
Little Joe II	#5139
Little Joe II	KS-8
Little Joe II	KS-9
Long Tom	#5064
Log Tom	KC-4
Mach 10	#5004

*Buck Rogers
SuperKit*



Mach 10	KA-4
Magnum D Hornet	#5341
Magnum D Jayhawk	#5342
Marauder	#5105
Marauder	KC-45
Mercury Redstone	#5131
Mercury Redstone	KS-1
Micron	#5005
Micron	KA-5
Nike Smoke	#5145
Nike Smoke	#5183
Nike Smoke	KE-3
Nike Smoke	KS-15
Nomad	#5035
Nomad	KB-5
Orion	#5068
Orion	KC-8
Payloader II	#5080
Payloader II	KC-20
(The) Point	#5073
(The) Point	KC-13
Saturn 1B	#5140
Saturn 1B	KS-10
Scram Jet	#5174
Scram Jet	KF-4
Screaming Eagle	#5173
Screaming Eagle	KF-3
Sky Devil	#5040
Sky Devil	KB-10
Snipe Hunter	#5043
Snipe Hunter	KB-13
Space Shuttle	#5006
Space Shuttle	KC-6
SST Shuttle 1	#5077
SST Shuttle 1	KC-17
Star Trooper	#5103
Star Trooper	KM-3
Starfire	#5072
Starfire	KC-12
Swift	KBG-3
Taurus Fleet Ship	#5033
Taurus Fleet Ship	KB-3
Thunder Hawk	#5338
Thunder Roc	#5340
Vector V	#5032
Vector V	KB-2
V2	#5149



V2

KS-19



Master List for **Centuri** by *Number*

#5001	Lil' Hercules	
#5004	Mach 10	
#5005	Micron	
#5006	Fire Fly	
#5008	Excalibur	
#5009	Flutter-By	
#5032	Vector V	
#5033	Taurus Fleet Ship	
#5035	Nomad	
#5036	Black Widow	
#5038	BatRoc	
#5040	Sky Devil	
#5043	Snipe Hunter	
#5047	Astro-1	
#5062	Centurion	
#5064	Long Tom	
#5066	Space Shuttle	
#5068	Orion	
#5072	Starfire	
#5073	(The) Point	
#5075	Centaur	
#5076	Chuter Two	
#5077	SST Shuttle 1	
#5080	Payloader II	
#5091	Javelin	
#5095	Defender Space Probe	
#5103	Star Trooper	
#5105	Marauder	
#5110	Laser-X	
#5131	Mercury Redstone	
#5138	Little Joe II	
#5139	Little Joe II	
#5140	Saturn 1B	
#5145	Nike Smoke	
#5149	V2	
#5172	Hummingbird	
#5173	Screaming Eagle	
#5174	Scram Jet	
#5179	Explorer	
#5182	Aero-Dart	
#5183	Nike Smoke	
#5312	E.S.S. Raven	<i>Super Kit</i>
#5325	Alien Scoutship Flying Saucer	
#5336	Draconian Marauder	<i>Buck Rogers</i>



#5338	Thunder Hawk
#5340	Thunder Roc
#5341	Magnum D Hornet
#5342	Magnum D Jayhawk
KA-1	Lil' Hercules
KA-4	Mach 10
KA-5	Micron
KA-6	Fire Fly
KA-8	Excaibur
KA-9	Flutter-By
KB-2	Vector V
KB-3	Taurus Fleet Ship
KB-5	Nomad
KB-6	Black Widow
KB-8	BatRoc
KB-10	Sky Devil
KB-13	Snipe Hunter
KB-17	Astro-1
KBG-3	Swift
KC-2	Centurion
KC-4	Long Tom
KC-6	Space Shuttle
KC-8	Orion
KC-12	Starfire
KC-13	(The) Point
KC-15	Centaur
KC-16	Chuter Two
KC-17	SST Shuttle 1
KC-20	Payloader II
KC-31	Javelin
KC-35	Defender Space Probe
KC-45	Marauder
KC-50	Laser-X
KD-12	Aero-Dart
KE-3	Nike Smoke
KF-2	Aero-Dart
KF-2	Hummingbird
KF-3	Screaming Eagle
KF-4	Scram Jet
KF-9	Explorer



KFS-9	Aero-Dart
KM-3	Star Trooper
KS-1	Mercury Redstone
KS-8	Little Joe II
KS-9	Little Joe II
KS-10	Saturn 1B
KS-15	Nike Smoke
KS-19	V2



Aero-Dart (KF-2)

MODEL NAME: **Aero-Dart**

Also known as:

NUMBER: KF-2

Introduced: 1962

Final Year: 1964

Designer: Lee Piester

Type: Sport

Motor Mount:

Recovery: Parachute

Stages: 1

Length:

Diameter: 1.5"

Span:

Weight:



Mfg. Description: Designed for use with F-type rocket engines. Single-stage model with high altitude capabilities. Chute recovery system brings Aero-Dart safely back to earth, ready for another flight. (Centuri 1962 Catalog)

Catalog Liveries



1962



1964

Web Liveries

Face Card(s)

Also of interest: Centuri Aero-Dart Family

Aero-Dart (KF-12 or #5182)



MODEL NAME: **Aero-Dart**

Also known as:

NUMBER: KF-12 or #5182

Introduced: 1967

Final Year: 1971

Designer: Lee Piester

Type: Sport/payload

Motor Mount:

Recovery: Parachute

Stages: 1

Length:

Diameter: 1.75"

Span:

Weight:



Mfg. Description: All new - - from cone to fins! High performing single-stage operating model rocket with high altitude capabilities. New payload compartment provides more space for live biological specimens or instrumentation. New positive chute recovery system brings the Aero-Dart and its payload safely back to earth - ready for another flight. (Centuri 1967 Catalog)

Catalog Liveries



1967



1969

Web Liveries

Face Card(s)

Also of interest: Centuri Aero-Dart Family



Aero-Dart (KFS-9)

MODEL NAME: **Aero-Dart**

Also known as:

NUMBER: KFS-9

Introduced: 1965

Final Year: 1966

Designer: Lee Piester

Type: Sport/payload

Motor Mount:

Recovery: Parachute

Stages: 1

Length:

Diameter: 1.75"

Span:

Weight:



Mfg. Description: All new - - from cone to fins! High performing single-stage operating model rocket with high altitude capabilities. New payload compartment provides more space for live biological specimens or instrumentation. New positive chute recovery system brings the Aero-Dart and its payload safely back to earth - ready for another flight. (Centuri 1965 Catalog)

Catalog Liveries



1965

Web Liveries

Face Card(s)

Also of interest: Centuri Aero-Dart Family

Alien Scoutship Flying Saucer (#5325)



MODEL NAME: **Alien Scoutship Flying Saucer**

Also known as:

NUMBER: #5325

Introduced: 1978

Final Year: 1982

Designer:

Type: Oddroc/Saucer

Motor Mount: 1x18mm

Recovery: Aerobrake

Stages: 1

Length: 3.5"

Diameter: 9.125"


Span: 9.125"

Weight: 2.4 oz



Mfg. Description: Streaking across the galaxy, flying saucers may bring alien life forms of all sorts to our planet. Centuri's model of this frequently observed craft features sturdy pre-cut, pre-formed fiber parts, embossed surface detail, airdials that double as landing gear plus an engine block. All parts are pre-colored and no special tools are necessary - just white glue. The Flying Saucer fits any launcher and flies to surprising altitudes with a single "Super C" booster engine. It glides back to earth for a safe landing ready to fly again. (Centuri 1978 Catalog 2)

Catalog Liveries



1978 Catalog 2



1979



1980



1981



1982

Web Liveries

Face Card(s)

Also of interest:

Astro-1 (KB-17 or #5047)



MODEL NAME: **Astro-1**

Also known as:

NUMBER: KB-17 or #5047

Introduced: 1969

Final Year: 1983

Designer:

Type: Sport

Motor Mount: 1x18mm

Recovery: Parachute

Stages: 1

Length: 16"

Diameter: 1.05"

Span:

Weight: 1.1 oz



Mfg. Description: Easy and fast to build, ASTRO-1 is an excellent starting kit for the beginning rocketeer. Its high performance design assures you excellent, high altitude flights every time. Upon ignition, ASTRO-1 zooms hundreds of feet into the sky and returns safely by a large red and white parachute. Kit comes complete with parachute, colorful decals, "Quick-Change" engine mount and step-by-step illustrated instructions. (Centuri 1969 Catalog)

Catalog Liveries



1969



1970 Christmas



1971



1972



1975



1979



1980



1982



1983

Web Liveries

Face Card(s)

Also of interest: Centuri Astro-1 Family

BatRoc (KB-8 or #5038)



MODEL NAME: **BatRoc**

Also known as:

NUMBER: KB-8 or #5038

Introduced: 1968

Final Year: 1968

Designer: Ron Maggiano

Type: Exotic

Motor Mount: 1x18mm

Recovery: Parachute

Stages: 1

Length:

Diameter:

Span:

Weight:

Mfg. Description: DESC



Catalog Liveries

Web Liveries

Face Card(s)

Also of interest: Centuri BatRoc Family

Black Widow (KB-6 or #5036)

MODEL NAME: **Black Widow**

Also known as:

NUMBER: KB-6 or #5036

Introduced: 1963

Final Year: 1981

Designer: Lee Piester

Type: Sport, 2 Stage

Motor Mount: 1x18mm/1x18mm

Recovery: glide/Parachute

Stages: 2

Length: 15"

Diameter: 0.76"

Span:

Weight: 1.3 oz

**Out
Of
Production**

Mfg. Description: Simple enough for the beginner to build and launch, yet advanced in function and design. Using the B6-0 and B6-6 engine combination, this "bird" had flown to well over 1,500 feet. The unusual "first stage" or "booster" glides slowly back to earth after separation. Sure-safe parachute recovery system brings the second stage safely back to earth, ready for another flight. (Centuri 1964 Catalog)

Catalog Liveries



1964



1967



1969



1971



1972



1975



1979

Web Liveries

Face Card(s)



Also of interest:



Centaur (KC-15 or #5075)

MODEL NAME: **Centaur**

Also known as:

NUMBER: KC-15 or #5075

Introduced: 1965

Final Year: 1971

Designer:

Type: Sport

Motor Mount: 1x18mm/1x18mm

Recovery: Tumble/Parachute

Stages: 2

Length: 20.5"

Diameter: 1.3"

Span:

Weight: 1.8 oz

Out
Of
Production

Mfg. Description: The futuristic Centaur Space Probe represents the ultimate in advanced model rocket design. A perfect kit for the advanced modeler, the Centaur has new, low drag fins and unique reliable stage coupling. This "bird" soars to well over 1800 feet and returns safely by parachute.
(Centuri 1965 Catalog)

Catalog Liveries



1965



1968



1969



1971

Web Liveries

Face Card(s)



Also of interest: Centuri Centaur Family



Centurion (KC-2 or #5062)

MODEL NAME: **Centurion**

Also known as:

NUMBER: KC-2 or #5062

Introduced: 1970

Final Year: 1977

Designer:

Type: Sport

Motor Mount: 1x18mm

Recovery: Parachute

Stages: NUMBER

Length: 24"

Diameter: 1.64"

Span:

Weight: 2.3 oz.



Mfg. Description: Big and Beautiful! - is Centuri's new kit the CENTURION. Slow, realistic lift-offs are topped by a slow descent to earth on a large parachute. This kit features our new Baffle Ejection System which protects the parachute from the heat of the engine ejection gasses, eliminating the need for chute wadding. An engine lock makes engine change a snap. Kit is complete with illustrated assembly instructions and special CENTURION decal. (1971 Catalog)

Catalog Liveries



1971



1972

Web Liveries

Face Card(s)

Also of interest: Centuri Centurion Family

Chuter Two (KC-16 or #5076)



MODEL NAME: **Chuter Two**

Also known as: Chuter 2, Chuter II

NUMBER: KC-16 or #5076

Introduced: 1967

Final Year: 1971

Designer:

Type: Payload

Motor Mount: 1x18mm

Recovery: Parachute

Stages: 1

Length: 18.5"

Diameter: 0.908"

Span:

Weight: 1.0 oz



Mfg. Description: A terrific high performance bird! This sleek-trim model is an excellent starter kit and a challenging one for the experience pro. The 3" long cone capsule will carry your insect or instrument payload to well over 1500 feet altitude. The Chuter-Two contain 2 colorful parachutes - one to recover the cone capsule and the other to recover the main body. (Centuri 1967 Catalog)

Catalog Liveries



1967



1969



1971

Web Liveries

Face Card(s)

Also of interest: Centuri Chuter Two Family



Defender Space Probe (KC-35 or #5095)

MODEL NAME: **Defender Space Probe**

Also known as:

NUMBER: KC-35 or #5095

Introduced: 1967

Final Year: 1970

Designer:

Type: cluster/sport/payload

Motor Mount: 3x18mm

Recovery: parachute

Stages: 1

Length: 21"

Diameter: 1.64"

Span:

Weight: 2.0 oz



Mfg. Description: The Defender represents the latest in futuristic aero space design as applied to model rocketry. Launch your payload (up to 3 ounces) in either of two compartments to high altitudes with 3-Enging cluster thrust. The Defender is a real challenge for the experienced modeler. Kit comes complete with all parts, decals, detailed assembly instructions and engine clustering and launching information. Engines not included. Recovers safely by a large 20" two color parachute. (Centuri 1967 Catalog)

Catalog Liveries



1967



1969

Web Liveries

Face Card(s)



Also of interest: Centuri Defender Space Probe Family

Draconian Marauder (#5336)

MODEL NAME: **Draconian Marauder**

Also known as:

NUMBER: #5336

Introduced: 1979

Final Year: 1981

Designer:

Type: Exotic

Motor Mount: 1x18mm

Recovery: Parachute

Stages: 1

Length:

Diameter:

Span:

Weight:

Mfg. Description:

**Out
Of
Production**

Catalog Liveries



1979



1980

Web Liveries

Face Card(s)



Also of interest: Buck Rogers Draconian Marauder Family



E.S.S. Raven (#5312)

MODEL NAME: **E.S.S. Raven**

Also known as:

NUMBER: #5312

Introduced: 1976

Final Year: 1981

Designer:

Type: Exotic

Motor Mount:

Recovery: Parachute

Stages: 1

Length: 30.5"

Diameter: 1.6"

Span: 10.5"

Weight: 5.3 oz



Mfg. Description: The E.S.S. Raven is the proud flagship of the Earth Science Service (E.S.S.). The service was founded in 1981 when leading scientists united in a world federation that cuts across national boundaries and politics. The E.S.S. has pushed the frontiers of science ever outward with the recently announced Faster Than Light Drive, and the rumors of time travel. The Raven is part of the E.S.S. Ozone Research Project which tests the upper stratosphere. Based somewhere in the Sierra Mountains, the Raven can fly to the very limits of the atmosphere. The huge lower scoop gathers air samples to be analyzed by the vast shipboard computer buried within the huge vessel. (Centuri 1st 1976 Catalog)

Editor's Note:

Catalog Liveries



1976 Catalog 1



1976 Catalog 2



1979



1980

Web Liveries

Face Card(s)



Also of interest: Centuri ESS Raven Family, Centuri Super Kit Family



Excalibur (KA-8 or #5008)

MODEL NAME: **Excalibur**

Also known as:

NUMBER: KA-8 or #5008

Introduced: 1972

Final Year: 1980

Designer:

Type: Sport

Motor Mount: 1x18mm

Recovery: Parachute

Stages: 1

Length:

Diameter:

Span:


Weight:



Mfg. Description: More than 2 feet long, the EXCALIBUR is in a class of its own with the dynamic lines of real research rockets. Rapid assembly techniques include molded body reducer, plastic nose cone, engine lock, die-cut smooth-faced fibre fins and a minimum of tools required. Detailed assembly instructions include painting tips and customizing option to form upper section payload capsule. The custom decal sheet and bright reflective chrome trim finish off this lean bird...long on looks and performance. (Centuri 1972 Catalog)

Editor's Note:

Catalog Liveries



1972



1979



Web Liveries

Face Card(s)



Also of interest: Centuri Excalibur Family



Explorer (KF-9 or #5179)

MODEL NAME: **Explorer**

Also known as:

NUMBER: KF-9 or #5139

Introduced: 1965

Final Year: 1971

Designer: Lee Piester

Type: Sport

Motor Mount:

Recovery: Parachute

Stages: 1

Length: 27"

Diameter: 1.75"

Span:

Weight: 3.9 oz



Mfg. Description: Extremely versatile!!! The Explorer may be powered by either Atlas or Hercules series engines. Upon ignition the Explorer streaks to altitudes approaching 2000 feet. With the addition of a payload section, it can carry your payload to upper atmosphere altitude. (Centuri 1965 Catalog)

Editor's Note:

Catalog Liveries



1965



1967



1969



1971

Web Liveries

Face Card(s)

Also of interest: Centuri Explorer Family

Fire Fly (KA-6 or #5006)



MODEL NAME: **Fire Fly**

Also known as:

NUMBER: KA-6 or #5006

Introduced: 1967

Final Year: 1974

Designer:

Type: Sport/2-Stage

Motor Mount:

Recovery: Tumble/Streamer

Stages: 2

Length: 9"

Diameter: 0.906"

Span:

Weight: 0.90 oz

Out
Of
Production

Mfg. Description: The world's smallest two-stage rocket!

Only 9" long, the FIREFLY packs a lot of altitude into a very small package. Centuri's "dual-lock" stage coupling provides reliable upper stage ignition and separation. The FIREFLY streaks nearly out of site, then returns by "low-drag" streamers. Booster tumble recovers. Fly second stage by itself for excellent single stage flights. (Centuri 1969 Catalog)

Editor's Note:


Catalog Liveries



1969



1970 Christmas



1971



Web Liveries

Face Card(s)



Also of interest: Centuri Firefly Family

Flutter-By (KA-9 or #5009)



MODEL NAME: **Flutter-By**

Also known as:

NUMBER: KA-9 or #5009

Introduced: 1972

Final Year: 1974

Designer: Grant Boyd

Type: Sport

Motor Mount:

Recovery: Tumble

Stages: 1

Length:

Diameter:

Span:

Weight:



Mfg. Description: This little fellow is a bird with a difference! Power separates at apogee into two wing shapes that flutter safely to earth. The simple recovery system and engine lock make the Flutter-By easy to prep and fun to fly over and over. Designed for low power engines, the Flutter-By is a great crowd pleaser. Kit includes custom decal, shiny high-visibility chrome trim, detailed instruction and die cut fins. (Centuri 1972 Catalog)

Editor's Note:

Catalog Liveries



1972



Web Liveries

Face Card(s)



Also of interest:

Hummingbird (KF-2 or #5172)



MODEL NAME: **Hummingbird**

Also known as:

NUMBER: KF-2 or #5172

Introduced: 1973

Final Year: 1977

Designer:

Type: Boost Glider

Motor Mount:

Recovery: Glide

Stages: 1

Length:

Diameter:

Span:

Weight:



Mfg. Description: Now it's easier than ever to get in on this fun recovery technique! Pre-colored, pre-cut, light-weight fibre parts go together in a jiffy! (Centuri 1973 Catalog)

Editor's Note:

Catalog Liveries



1973

Web Liveries

Face Card(s)

Also of interest:



Javelin (KC-31 or #5091)

MODEL NAME: **Javelin**

Also known as:

NUMBER: KC-31 or #5091

Introduced: 1965

Final Year: 1983

Designer:

Type: Sport

Motor Mount: 1x18mm

Recovery: Parachute

Stages: 1

Length: 11.5"

Diameter: 0.75"

Span:

Weight: 0.5 oz



Mfg. Description: This easy-to-build, high performance rocket is just the "bird" for the beginning model rocketeer. Upon lift-off, the Javelin streaks into the sky hundreds of feet and returns safely by colorful parachute to be flown again and again. (Centuri 1965 Catalog)

Editor's Note:

Catalog Liveries



1965



1967



1969



1970 Christmas



1972



1975



1979



1980



1982



1983

Face Card(s)



Also of interest: Centuri Javelin Family



Laser-X (KC-50 or #5110)

MODEL NAME: **Laser-X**

Also known as:

NUMBER: KC-50 or #5110

Introduced: 1968

Final Year: 1981

Designer: Bill Blair

Type: Exotic

Motor Mount:

Recovery: Parachute

Stages: 1

Length: 21.5"

Diameter: 1.35"

Span:

Weight: 1.75 oz



Mfg. Description: A great new kit by Centuri! One of our most popular "birds", the Laser-X looks and performs fantastically. It's futuristic design and large size give you exciting, realistic looking lift-offs, and after reaching peak altitude, a colorful big parachute blossoms out and returns LASER-X safely back to earth. New pre-cut balsa fins make assembly easy. (Centuri 1969 Catalog)

Editor's Note:

Catalog Liveries




1969



1970 Christmas



1971



1972




1975



1976 Catalog 1



1979



1981

Web Liveries

Face Card(s)

Also of interest: Centuri Laser-X Family

Lil' Hercules (KA-1 or #5001)

MODEL NAME: **Lil' Hercules**

Also known as:

NUMBER: KA-1 or #5001

Introduced: 1965

Final Year: 1983

Designer:

Type: Sport

Motor Mount:

Recovery: Tumble

Stages: 1

Length: 5.6"

Diameter: 0.75"

Span:

Weight: 0.16 oz

**Out
Of
Production**

Mfg. Description: Perfect for the beginner in model rocketry. Designed exclusively for use with the 'S' or Series III engines. Extremely small and light weight, the Lil' Hercules streaks skyward and returns safely for many flights. Easy-to-build kit. (Centuri 1965 Catalog)

Editor's Note:

Catalog Liveries



1965



1967



1969



1970 Christmas



1972




1979



1980



1982



1983

Face Card(s)



Also of interest: Centuri Lil' Hercules Family

(1/45) Little Joe II (KS-8 or #5138)

MODEL NAME: **Little Joe II**

Also known as: Apollo Little Joe 2

NUMBER: KS-8 or #5138

Introduced: 1968

Final Year: 1977

Designer:

Type: Scale. Cluster

Motor Mount:

Recovery: Parachute

Stages: 1

Length: 23.4"

Diameter: 3.4"

Span:

Weight: 5.5 oz

Out
Of
Production

Mfg. Description: A terrific looking, top performing Real Flying Model of the famous rocket booster used by NASA to test out the APOLLO Capsule series before mating with the SATURN rockets. Now you can recreate those historic test flights with your own APOLLO Little Joe. Almost 2 feet tall, the LITTLE JOE model is strikingly impressive with its chrome plated corrugated body and pre-printed roll patterns. Powered by a 3 engine cluster, LITTLE JOE streaks hundreds of feet skyward, reaches maximum altitude, then separates into two parts -- each part returning on its own large 24" red and white parachute. Launch it over and over. Comes in easy-to-assemble kit form with complete instructions - plus Scale Data Booklet. (Centuri 1968 Catalog)

Editor's Note:

Catalog Liveries



1968



1970 Christmas



1971



1972



1975

Web Liveries

Face Card(s)

Also of interest: Little Joe II launch Vehicle Family

(1/100) Little Joe II (KS-9 or #5139)

MODEL NAME: **Little Joe II**

Also known as: Little Joe

NUMBER: KS-9 or #5139

Introduced: 1969

Final Year: 1975

Designer:

Type: Scale

Motor Mount:

Recovery: Parachute

Stages: 1

Length: 10.5"

Diameter: 1.58"

Span:

Weight: 1.1 oz



Mfg. Description: A real high flyer!! This sharp "bird" looks just like its big brother. Kit includes corrugated metalized skin, pre-printed roll patterns, pre-shaped fins and molded plastic capsule with tower. The 1/100th Scale Little Joe streaks hundreds of feet upward, then returns safely by colorful chute. (Centuri 1969 Catalog)

Editor's Note:

Catalog Liveries



1969



1970 Christmas



1971



1972

Web Liveries

Face Card(s)

Also of interest: Little Joe II Launch Vehicle Family

Long Tom (KC-4 or #5064)



MODEL NAME: **Long Tom**

Also known as:

NUMBER: KC-4 or #5064

Introduced: 1970

Final Year: 1981

Designer:

Type: Sport, 2 Stage

Motor Mount:

Recovery: Tumble/Parachute

Stages: 2

Length: 35.5"

Diameter: 1.34"

Span:

Weight: 2.5 oz



Mfg. Description: The long, sleek lines of this two stage kit are sure to attract more than the usual amount of interest on the launch pad. Centuri's new innovations, Pass-Port Staging and Baffle Ejection help to make the LONG TOM tops in performance. If you want a big, impressive rocket for a low price -- then you've found it. (Centuri 1971 Catalog)

Editor's Note:

Catalog Liveries



1971



1972



1979



Web Liveries

Face Card(s)



Also of interest: Centuri Long Tom Family

Mach 10 (KA-4 or #5004)



MODEL NAME: **Mach 10**

Also known as:

NUMBER: KA-4 or #5004

Introduced: 1971

Final Year: 1979

Designer: Larry Brown

Type: Rocket Glider

Motor Mount: 1x18mm

Recovery: Streamer/Glide

Stages: 1

Length: 12"

Diameter: 1.64"

Span: 11"

Weight: 1.85 oz



Mfg. Description: The MACH 10 screams skyward at speeds better than 100 m.p.h. Peeling off at peak altitude, the MACH 10 ejects a target marker (with streamer), then after a couple of loops, settles into a circular glide path earthward. Making a "wheels up" landing, the MACH 10 skids gently to a stop on its belly tank.

Great for neighborhood contests! In a "MACH 10 Competition", you can see who can drop the target marker closest to a prescribed ground target, you can compete for glide endurance times, you can try for "spot landings" on a "runway" marked out on the ground. Fun to fly and easy to construct, the MACH 10 comes complete with all parts, illustrated instructions and three-color decals. (Centuri 1971 Catalog)

Editor's Note:

Catalog Liveries



1971



1972



1975



1979

Web Liveries

Face Card(s)



Also of interest:

Magnum D Hornet (#5341)



MODEL NAME: **Magnum D Hornet**

Also known as: Magnum Hornet

NUMBER: #5341

Introduced: 1980

Final Year: 1983

Designer:

Type: Sport

Motor Mount: 1x24mm

Recovery: Streamer

Stages: 1

Length: 19.8"

Diameter: 1.325"

Span:

Weight: 1.76 oz



Mfg. Description: **SLEEK & SWIFT FLYER!**

Your friends will marvel at how fast the sleek Hornet moves off the pad on Magnum-D power! Easy to build, the Hornet makes an excellent first "D" kit. Plastic nose cone, snappy decal, pre-cut balsa fins and long 90" streamer make Hornet fun to build and fly! (Centuri 1981 Catalog)

Catalog Liveries



1981



1982

Web Liveries

Face Card(s)

Also of interest: Centuri Hornet Family

Magnum D Jayhawk (#5342)

MODEL NAME: **Magnum D Jayhawk**

Also known as: Magnum Jayhawk

NUMBER: #5342

Introduced: 1980

Final Year: 1983

Designer: Chris Pocock and Doug Frost

Type: Scale

Motor Mount: 1x24mm

Recovery: Parachute

Stages: 1

Length: 30.4"

Diameter: 2.6"

Span:

Weight: 3.5 lbs.

**Out
Of
Production**

Mfg. Description: Spectacular 1/5 scale model of the U.S. Navy's AQM 37A target drone, probably the prettiest U.S. missile ever. This massive rocket is over 30" long...it's impressive on the pad and in the air. Fantastically detailed, a challenge to all modelers. Special features include a molded plastic nosecone, huge pre-cut balsa sheets, and 112 sq. inch decal sheet (almost a square foot!) printed in five bold colors. Magnum D power gives it quite a ride and two 20 inch parachutes bring it safely to earth, ready for another flight. Designed for the advanced model rocketeer, this kit is a model you'll be extra proud to display and fly.

Editor's Note:

Catalog Liveries



1981



1982



Web Liveries

Face Card(s)



Also of interest: AQM-37 Jayhawk Ordnance Family



Marauder (KC-45 or #5105)

MODEL NAME: **Marauder**

Also known as:

NUMBER: KC-45 or #5105

Introduced: 1969

Final Year: 1971

Designer:

Type: Sport, 2 Stage, Payload

Motor Mount: 1x18mm/1x18mm

Recovery: Tumble/Parachute

Stages: 2

Length: 18"

Diameter: 0.908"

Span:

Weight: 1.1 oz



Mfg. Description: The ideal beginning multi-stage rocket! Real 2-stage action using Centuri's "dual lock" stage coupling. The MARAUDER will carry your payload to over 2000 feet in two successive stages, eject its parachute and return safely to be flown again. Booster tumble recovers. Second stage can be launched by itself as a great single stage rocket. Includes simulated exhaust nozzle and trim decals. (Centuri 1969 Catalog

Editor's Note:

Catalog Liveries



1969



1971

Web Liveries

Face Card(s)

Also of interest: Centuri Marauder Family

Mercury Redstone (KS-1 or #5131)



MODEL NAME: **Mercury Redstone**

Also known as:

NUMBER: KS-1 or #5131

Introduced: 1971

Final Year: 1983

Designer:

Type: Scale

Motor Mount: 1x18mm

Recovery: Parachute

Stages: 1

Length: 29"

Diameter: 2.04"

Span:

Weight: 3.7 oz



Mfg. Description: A true 1/38 scale version of the pioneer MERCURY REDSTONE. This is an accurately detailed scale model such as you would expect from Centuri. Measuring 2" in diameter, the REDSTONE stands 29" tall - a big, impressive model. Relatively simple in construction, this kit makes no sacrifice to detail and scale fidelity. The MERCURY capsule and tower are hi-impact molded styrene parts. Fins are pre-printed on quality basla stock. Large decals include roll patterns and all markings found on the real rocket.

Flight performance is both realistic and exciting. Recovery is dual parachute type: the main body descends on a large 24" chute while the capsule returns on its 12" chute. Featuring a Baffle Ejection System and "quick change" engine lock, the REDSTONE is a snap to "prep" for firing. Complete kit includes informative historical brochure. (Centuri 1971 Catalog)

Editor's Note:

Catalog Liveries



1971



1972



1975



1979



1982



Web Liveries

Face Card(s)

Also of interest: Mercury Redstone Launch Vehicle Family

Micron (KA-5 or #5005)



MODEL NAME: **Micron**

Also known as:

NUMBER: KA-5 or #5005

Introduced: 1963

Final Year: 1981

Designer: Lee Piester

Type: Sport

Motor Mount: 1x18mm

Recovery: Streamer

Stages: 1

Length: 8.5"

Diameter:

Span:

Weight: 0.38 oz

Out
Of
Production

Mfg. Description: The single stage Micron kit is perfect for the beginner in model rocketry. Its basic stable design will aid your understanding of rocketry fundamentals. This models has been tracked to well over 2000 ft using a B8-0 engine. Streamer recovery system provides a soft landing so that the Micron can be flown again and again. Comes to you in easy to build kit form with easy-to-follow instructions. (Centuri 1964 Catalog)

Editor's Note:

Catalog Liveries



1964



1965



1967



1969



1970 Christmas



1971



1972



1975



1979



1980

Web Liveries

Face Card(s)

Also of interest: Centuri Micron Family

Nike Smoke (KS-15 or #5145)



MODEL NAME: **Nike Smoke**

Also known as:

NUMBER: KS-15 or #5145

Introduced: 1969

Final Year: 1981

Designer:

Type: Scale

Motor Mount: 1x18mm

Recovery: Parachute

Stages: 1

Length: 23.65"

Diameter: 1.64"

Span:

Weight: 2.3 oz



Mfg. Description: A real collector's item and challenge for all rocketeers. Nearly 2 feet tall, this big impressive looking model lifts slowly off the pad, streaks skyward almost out of sight, and then returns safely suspended from a large 20" parachute. Kit includes decals plus "Scale Data Sheet" with photos and scale drawings of the real NIKE SMOKE. (Centuri 1969 Catalog)

Editor's Note:

Catalog Liveries



1969



1970 Christmas



1971



1972



1979

Web Liveries

Face Card(s)



Also of interest: Nike Smoke Sounding Rocket Family

Nike Smoke (KE-3 or #5183)



MODEL NAME: Nike Smoke *Also known as:*

NUMBER: KE-3 or #5145

Introduced: 1972

Final Year: 1976

Designer:

Type: Scale

Motor Mount:

Recovery: Parachute

Stages: 1

Length:

Diameter:

Span:

Weight:

Mfg. Description:

Editor's Note:



Catalog Liveries

Web Liveries

Face Card(s)

Also of interest: Nike Smoke Sounding Rocket Family



Nomad (KB-5 or #5035)

MODEL NAME: **Nomad**

Also known as:

NUMBER: KB-5 or #5035

Introduced: 1973

Final Year: 1981

Designer:

Type: Pseudo Scale

Motor Mount: 1x18mm

Recovery: Parachute

Stages: 1

Length: 18"

Diameter: 1.0"

Span:

Weight: 1.75 oz



Mfg. Description: Its not a scale model...but sure looks like a real U.S. Navy Missile! Includes parachute, molded cone, pre-cut fibre-fins & vanes, engine lock, chrome bands and a fabulous 2 color decal sheet and "spec plate". (Centuri 1973 Catalog)

Catalog Liveries



1973



1975



1979



1980



1981

Web Liveries

Face Card(s)



Also of interest:



Orion (KC-8 or #5068)

MODEL NAME: **Orion**

Also known as:

NUMBER: KC-8 or #5068

Introduced: 1971

Final Year: 1977

Designer: Larry Brown

Type: Sport

Motor Mount:

Recovery: Parachute

Stages: 1

Length: 22.5"

Diameter: 2.04"

Span:

Weight: 4.5 oz



Mfg. Description: The ORION is one of the largest single engine sports rockets available. Loaded with detail from end to end, the ORION is one of the most impressive rockets you could ever build. Featuring single engine power, Baffle Ejection System, engine lock and parachute recovery, the ORION is as great on the launch pad as it is on the display stand. Kit includes complete detailing parts, simulated exhaust nozzle and illustrated instructions. (Centuri 1971 Catalog)

Editor's Note:

Catalog Liveries



1971



1972



1975

Face Card(s)

Also of interest: Centuri Orion Family

Payloader II (KC-20 or #5080)



MODEL NAME: **Payloader II** *Also known as:*

NUMBER: KC-20 or #5080

Introduced: 1965

Final Year: 1981

Designer:

Type: Sport/Payload

Motor Mount: 1x18mm

Recovery: Parachute

Stages: 1

Length: 18.5"

Diameter: 1.04"

Span:

Weight: 1.2 oz



Mfg. Description: New larger improved version of Centuri's famous Payloader. Larger, more spacious see-thru payload capsule permits launching of bigger payloads. Payloader II is an excellent kit for both the beginning and advanced rocketeer. Terrific for demonstrations and displays. Study the effects of acceleration on insects and small animal life with assured safe recovery. (Centuri 1965 Catalog)

Editor's Note:

Catalog Liveries



1965



1967



1969



1970 Christmas



1971



1972



1979



1980

Web Liveries

Face Card(s)



Instruction Header

Also of interest: Centuri Payloader Family

(The) Point (KC-13 or #5073)



MODEL NAME: **The Point**

Also known as:

NUMBER: KC-13 or #5073

Introduced: 1969

Final Year: 1976

Designer: Doug Malewicki

Type: Oddroc

Motor Mount: 1x18mm

Recovery: Pseudo Parachute

Stages: 1

Length: 8.1"

Diameter: 3.9"

Span: 3.9"

Weight: 0.55 oz



Mfg. Description: This brand new easy-to-assemble "finless" rocket really flies! Learn about rocket stability by building and flying the POINT. Kit comes with colorful pre-painted body skin and astronaut cockpit. Unusual body shape acts as its own rigid parachute for sure, safe recovery every flight. Use B4-2 engine only. (Centuri 1969 Catalog)

Editor's Note:

Catalog Liveries



1969



1970 Christmas



1971



Web Liveries

Face Card(s)

Instruction Header



Also of interest: Centuri Point Family

Saturn 1B (KS-10 or #5140)



MODEL NAME: **Saturn 1B**

Also known as:

NUMBER: KS-10 or #5140

Introduced: 1969

Final Year: 1982

Designer:

Type: Scale, Cluster

Motor Mount: 2x18mm

Recovery: Parachute

Stages: 1

Length: 26.8"

Diameter: 2.02"

Span:

Weight: 4.7 oz



Mfg. Description: This sharp looking model of the first manned APOLLO flight vehicle stands over 2 feet tall, yet weighs less than 5 ounces. Perfect for all modelers to build, Saturn 1-B promises you an eye catching display plus thrill high altitude flights. Powered by two engines, the 1-B lifts off, climbs hundreds of feet to peak altitude and then separates into two parts. The APOLLO spacecraft descends on a colorful 16" parachute while the launch vehicle returns safely on a big red and white 24" chute. Kit includes illustrated assembly and launching instructions plus directions for reliable clustering. (Centuri 1969 Catalog)

Editor's Note:

Catalog Liveries



1969



1970 Christmas



1971



1972



1979

Web Liveries

Face Card(s)

Instruction Header



Also of interest: Saturn I Launch Vehicle Family

Scram Jet (KF-4 or #5174)



MODEL NAME: **Scram Jet**

Also known as:

NUMBER: KF-4 or #5174

Introduced: 1973

Final Year: 1981

Designer:

Type: pseudo-scale

Motor Mount: 1x18mm

Recovery: Parachute

Stages: 1

Length: 18.5"

Diameter:

Span:

Weight: 1.4 oz



Mfg. Description: Unique off-center fins highlight this "pseudo-scale" kit. Includes parachute, molded nose cone, 2-color decals, engine lock and pre-cut balsa fins. (Centuri 1973 Catalog)

Editor's Note:

Catalog Liveries



1973



1980

Web Liveries



Face Card(s)

Instruction Header



Also of interest:

Screaming Eagle (KF-3 or #5173)



MODEL NAME: **Screaming Eagle**

Also known as:

NUMBER: KF-3 or #5173

Introduced: 1973

Final Year: 1983

Designer:

Type: Sport

Motor Mount: 1x18mm

Recovery: Parachute

Stages: 1

Length: 16.4"

Diameter: 0.91"

Span:

Weight: 1.6 oz



Mfg. Description: Ideal for group projects! Shiny chrome "decals"! "Out-a-sight" with a "C"! Chute & engine lock! 5 built-in colors! (Centuri 1973 Catalog)

Editor's Note:

Catalog Liveries



1973



1975



1979



1980



1982

Face Card(s)



Instruction Header



Also of interest:

Sky Devil (KB-10 or #5040)



MODEL NAME: **Sky Devil**

Also known as:

NUMBER: KB-10 or #5040

Introduced: 1973

Final Year: 1983

Designer:

Type: Sport

Motor Mount: 1x18mm

Recovery: Streamer or Parachute

Stages: 1

Length: 12" to 14"

Diameter: 0.78"

Span:

Weight: 0.8 oz



Mfg. Description: A basic rocket with a twist...the balsa fin shapes can be cut from any one of eight different patterns! Includes Spec-Plate, molded cone and parachute. (Centuri 1973 Catalog)

Editor's Note:

Catalog Liveries



1973



1979



1980



1982

Web Liveries



Face Card(s)



Instruction Header



Also of interest:

Snipe Hunter (KB-13 or #5043)



MODEL NAME: **Snipe Hunter** *Also known as:*

NUMBER: KB-13 or #5043

Introduced: 1967

Final Year: 1981

Designer:

Type: Payload

Motor Mount:

Recovery: Parachute

Stages: 1

Length: 12.5"

Diameter: 0.907"

Span:

Weight: 0.85 oz



Mfg. Description: A fantastic performer!! Chosen for its new, high performance design characteristics, the SNIPE HUNTER was flown in the first International Model Rocket Championship Meet held at Dubnika, Czechoslovakia. Comes with clear plastic see-thru payload capsule. Terrific for demonstration or display. Study the effects of acceleration on insect life with assured parachute recovery. (Centuri 1967 Catalog)

Editor's Note:

Catalog Liveries



1967



1969



1971



1972



1975



1979



1980

Web Liveries

Face Card(s)

Instruction Header

Also of interest: Centuri Snipe Hunter Family

Space Shuttle (KC-6 or #5066)



MODEL NAME: **Space Shuttle** *Also known as:*

NUMBER: KC-6 or #5066

Introduced: 1971

Final Year: 1981

Designer: Larry Brown

Type: Sport

Motor Mount:

Recovery: Streamer/glide/glide

Stages: 1

Length: 15"

Diameter: 1.64"

Span: 10"

Weight:



Mfg. Description: The Centuri Space Shuttle is based upon the current proposals now under study by NASA. Flight performance is astounding. The SPACE SHUTTLE streaks skyward to apogee and separates into three parts. Both the carrier ship and the shuttle craft glide slowly back to earth. The "power pod" containing the expended engine returns via streamer. The kit is complete with colorful decals. (Centuri 1971 Catalog)

Catalog Liveries



1971



1972



1976

Web Liveries

Face Card(s)

Also of interest: Centuri Space Shuttle Family

SST Shuttle 1 (KC-17 or #5077)



MODEL NAME: **SST Shuttle 1** *Also known as: SST Shuttle*

NUMBER: KC-17 or #5077

Introduced: 1971

Final Year: 1982

Designer:

Type: Exotic, Boost Glider

Motor Mount: 1x18mm

Recovery: Glide/Parachute

Stages: 1

Length: 22.5"

Diameter: 1.04"

Span:

Weight: 2.6 oz



Mfg. Description: Long, sleek and impressive, the Centuri SST SHUTTLE blasts skyward in spectacular flight. At peak altitude the rocket plane separates for a long sweeping glide back to earth. The SST deploys a large parachute and begins descending, not hanging by the nose, but horizontally - in flying position! This kit is a must! Complete with detailing parts, SST "Concepts Report" and large full-color decals. (Centuri 1971 Catalog)

Editor's Note:

Catalog Liveries



1971



1972



1975



1979



1980



1982

Face Card(s)



Instruction Header



Also of interest: Centuri SST Shuttle 1 Family

Star Trooper (KM-3 or #5103)



MODEL NAME: **Star Trooper** *Also known as:*

NUMBER: KM-3 or #5103

Introduced: 1973

Final Year: 1979

Designer:

Type: Sport

Motor Mount:

Recovery: Streamer

Stages: 1

Length:

Diameter: 0.54"

Span:

Weight:



Mfg. Description: The highest flying single engine mini kit! Hollow molded cone for REAR EJECTION streamer. Includes balsa fins and decals plus parts for alternate longer version. (Centuri 1973 Catalog)

Editor's Note:

Catalog Liveries



1973



1979

Web Liveries



Face Card(s)



Instruction Header



Also of interest: Centuri Star Trooper Family

Starfire (KC-12 or #5072)



MODEL NAME: **Starfire**

Also known as:

NUMBER: KC-12 or #5072

Type: Sport/Competition

Motor Mount: 1x18mm

Recovery: Parachute

Stages: 1

Length: 15.8"

Diameter: 0.907"

Span:

Weight: 0.90 oz



Mfg. Description: A real high performance flyer! The STARFIRE is an excellent model for both beginning and advanced rocketeer. It lifts off the launch pad and streaks hundreds of feet skyward. At the peak altitude, a colorful parachute blossoms out and the STARFIRE returns safely for many, many more flights. NOTE!! Both a standard 12" and a large 20" chute are included with this kit - - easily interchanged. Comes complete in kit form, less engines. (Centuri 1967 Catalog)

Editor's Note:

Catalog Liveries



1967



1968




1969



1970 Christmas



1971



1972



1979



1980



1981



1982

Web Liveries

Face Card(s)



Instruction Header



Also of interest: Centuri Starfire Family, Parachute Duration Family



Swift (KBG-3)

MODEL NAME: **Swift**

Also known as: Swift Boost Glider

NUMBER: KBG-3

Introduced: 1969

Final Year: 1974

Designer: Lee Piester

Type: Boost Glider

Motor Mount: 1x18mm

Recovery: Tumble/Glide

Stages: 1

Length: 19"

Diameter:

Span: 16"

Weight: 1.4 oz



Mfg. Description: Whoosh!...This amazing bird streaks hundreds of feet straight up, turns over at peak altitude, and ejects the "Pop-Pod". Then it starts into a long soaring glide and circles slowly back to earth: coming in for a smooth safe landing. The "Pop-Pod" falls separately, slowed by a colorful streamer. Perfect model for glide duration contests and demonstrations. Recommended for the experienced modeller. Includes all parts plus detailed assembly instructions. (Centuri 1969 Catalog)

Editor's Note:

Catalog Liveries



1969



1970 Christmas

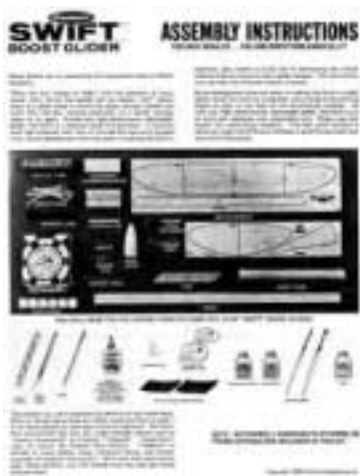


1972

Face Card(s)



Instruction Header



Taurus Fleet Ship (KB-3 or #5033)

MODEL NAME: **Taurus Fleet Ship**

Also known as: Taurus

NUMBER: KB-3 or #5033

Introduced: 1972

Final Year: 1981

Designer:

Type: Exotic

Motor Mount: 1x18mm

Recovery: Parachute

Stages: 1

Length: 23.3"

Diameter: 1.34"

Span:

Weight: 2.6 oz



Mfg. Description: You can fly this interstellar craft from the planet of Taurus at your next launch! This massive model of the proud Taurian ship is surprisingly easy to build. Kit comes with precision formed nose cones and two reducers, chrome trim, die-cut fins, quick change engine lock and exotic Taurian decals. For a real challenge, paint your two foot model in the Taurian Admiralty color! If you are unfamiliar with the extra terrestrial civilization of the Taurians, you'll learn about them in the kit's illustrated Science Fiction storysheet. (Centuri 1972 Catalog)

Editor's Note:

Catalog Liveries



1972



1975



1979



1980



1981

Face Card(s)



Instruction Header





Thunder Hawk (#5338)

MODEL NAME: **Thunder Hawk**

Also known as: ThunderHawk, Thunderhawk

NUMBER: #5338

Introduced: 1980

Final Year: 1983

Designer: Bill Stine

Type: Sport

Motor Mount:

Recovery: Streamer

Stages: 1

Length: 21.5"

Diameter: 0.716"

Span:

Weight: 1 oz



Mfg. Description: A great performer, this sleek long Thunder Hawk is easy to build and impressive in the air with flights to 1,000 feet. Streamer recovery slows the model's descent to a gentle landing. The Thunder Hawk is ideal for beginners and a super quick kit for more advanced rocketeers. (Centuri 1980 Catalog)

Editor's Note:

Catalog Liveries



1980



1982



1983



Web Liveries

Face Card(s)



Instruction Header



Also of interest: Centuri Thunder Rock Family



Thunder Roc (#5340)

MODEL NAME: **Thunder Roc**

Also known as: ThunderRoc, Thunderroc

NUMBER: #5340

Introduced: 1980

Final Year: 1983

Designer: Bill Stine

Type: Sport

Motor Mount: 1x24mm

Recovery: Parachute

Stages: 1

Length: 61.5"

Diameter: 1.64"

Span:

Weight: 6.6 oz



Mfg. Description: Biggest kit in the Centuri line, Thunder Roc lumbers off the pad under Super-C power, Or, remove the convertible engine mount and fly it with a D engine. Two 16" parachutes bring the big bird back for another exciting flight. (Centuri 1980 Catalog)

Editor's Note:

Catalog Liveries



1980



1982



1983



Web Liveries

Face Card(s)



Instruction Header



Also of interest: Centuri Thunder Roc Family



V2 (KS-9 or #5149)

MODEL NAME: **V2**

Also known as:

NUMBER: KS-9 or #5149

Introduced: 1969

Final Year: 1971

Designer:

Type: Scale

Motor Mount: 1x18mm

Recovery: Parachute

Stages: 1

Length: 14.2"

Diameter: 1.64"

Span:

Weight: 2.1 oz



Mfg. Description: At last, an accurately scaled and detailed, high performance flying model of the famous V-2. A real collector's item for both beginner and experienced modeler. Thrilling high altitude flights with realistic lift-off. The V-2 returns by colorful 16" parachute. Kit includes all parts plus easy-to-follow assembly and painting plans. Engines not included. (Centuri 1969 Catalog)

Catalog Liveries



1969



1970 Christmas



1971

Face Card(s)

Also of interest: V2 Ordnance Family, V2 Launch Vehicle Family

Vector V (KB-2 or #5032)



MODEL NAME: Vector V

Also known as: Vector-V

NUMBER: KB-2 or #5032

Introduced: 1972

Final Year: 1981

Designer:

Type: Sport

Motor Mount: 1x18mm

Recovery: Parachute

Stages: 1

Length: 12.5"

Diameter: 1.34"

Span:

Weight: 0.9 oz



Mfg. Description: Over 12 ways to go! Here's one you customize to one of over a dozen configuration. And it goes together fast too, with pre-cut fibre fins, plastic nose cone, a large decal sheet of exotic markings & super detailing and finishing ideas. Recover by parachute for a fast turnaround with Centuri's Quick Change Engine Lock. Get started in the Design-Your-Own game today with Vector-V. (Centuri 1975 Catalog)

Editor's Note:

Catalog Liveries



1972



1975



1979



1980



Web Liveries

Face Card(s)




Instruction Header



Also of interest: Centuri Vector V Family



Centuri American Rocketeer





Master List for **American Rocketeer** by Name

Finless

Finless (V4 N1)



MODEL NAME: **Finless**

Also known as: Finless Rocket

NUMBER: V4 N1

Introduced:

Final Year:

Designer:

Type: Sport, Cone Stabilized

Motor Mount: 1x18mm

Recovery: Parachute

Stages: 1

Length:

Diameter:

Span:

Weight:

Mfg. Description: An unusual design that is sure to draw interest on the launch pad. The finless rocket demonstrates that stability can be obtained thru use of shapes other than usual fin design. The tail fairings on Centuri's Saturn V work exactly the same way, helping to give stability without the need for greatly oversized fins. (American Rocketeer Vol. 4 No. 1)

Editorial Note:

Catalog Liveries



Plan

Web Liveries

Face Card(s)

Instruction Header



Also of interest:

c o s m o d r o m e

Cosmodrome Rocketry

Cosmodrome Rocketry

275 West St.

Randolph, MA

02368

(781)961-1051

<http://www.cosmodromerocketry.com>

About Cosmodrome

Cosmodrome was founded on April 20, 1995. We have built a loyal following by specializing in detailed sport-scale kits suitable for entering in NAR competitions. Our kits feature decals, finely turned balsa nose cones and transitions, plywood fins and centering rings, and nylon parachutes. These kits are recommended for the experienced modeler. They require epoxy and/or cyanoacrylates (super glue) for construction. Adhesives, paint and other finishing supplies must be purchased separately.

(Company Web Statement 2011)

Master List for **Cosmodrome** by Name

Black Brant II
Nike Apache

MODEL NAME: **Black Brant II**

Also known as:

NUMBER:

Introduced:

Final Year:

Designer:

Type: Scale

Motor Mount: 1x29mm

Recovery: Parachute

Stages: 1

Length: 50.8"

Diameter: 2.63"

Span:

Weight: 19oz

Mfg. Description: Balsa nose cone and boat tail
Three color self-adhesive decals
24" rip-stop nylon parachute
F through H power
Through-the-wall fins
Motor retention (Cosmodrome 2011 Web Ad)

Editorial Note:

Catalog Liveries

Web Liveries



2009



2011

Face Card(s)

Instruction Header



Also of interest: Black Brant II Sounding Rocket Family

MODEL NAME: **Nike Apache**

Also known as:

NUMBER:

Introduced:

Final Year:

Designer:

Type: Scale

Motor Mount: 1x29mm

Recovery: Parachute

Stages: 1

Length: 52.5"

Diameter: 2.63", 1.06"

Span:

Weight: 18 oz

Mfg. Description:

Balsa nose cone and transition

Two color self-adhesive decals

28" rip-stop nylon parachute

F and G power

Through-the-wall fins

Positive motor retention (Cosmodrome 2011 Web Ad)

Editorial Note:

Catalog Liveries

Web Liveries



2009



2011

Face Card(s)

Instruction Header



Also of interest: Nike Apache Sounding Rocket Family



Currell Graphics

<http://www.currell.net/models/index.htm>

Master List for **Currell** by Name

V-2 Rocket

V-2 Rocket

MODEL NAME: **V-2 Rocket**

Also known as:

NUMBER:

Introduced: 2005

Final Year:

Designer: Ralph Currell

Type: Scale, Cardstock

Motor Mount:

Recovery:

Stages:

Length:

Diameter:

Span:

Weight:

Mfg. Description:

Web Liveries

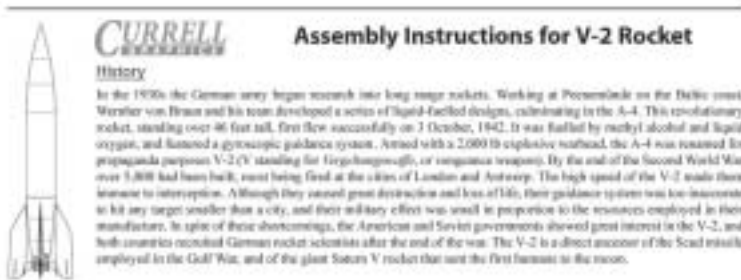


2011



2011 Alternate

Face Card(s)



Also of interest: V-2 Ordnance Family, V-2 Launch Vehicle Family



Custom Rockets

Custom Rocket Company

P.O.Box 23

Bedford, IA 50833

928-846-4790

888-371-6990 fax

Email: sales@customrocketcompany.com

<http://www.customrocketcompany.com>



About Custom Rockets

Since 1988, Custom Rocket Company has been providing quality model rocket kits and components. Each of our kits are made in the U.S. from high quality components. Our rockets are constructed from light-weight components such as balsa wood, paper tubes, and plastic. Kits are designed to be flown over and over again with commercially available model rocket engines. Most of our kits are able to fly over 1000 feet on a single engine!

(Company Web Statement 2011)

Master List for **Custom** by Name

A.T.W. Anti Tank Weapon	#10039
Bullet	#10015
Engage	#10002
Fiesta	#10030
Galileo	#10012
Game Over	#10042
Ion Pulsar	#10028
Lamprey	#10006
Landviper	#10001
Liberty	#10045
Nomad	#10054
P.O.N.G.	#10043
Razor	#10017
Scavenger	#10046
S.L.V.	#10044
Tristar	#10027



Master List for **Custom** by Number

#10001	Landviper
#10002	Engage
#10006	Lamprey
#10012	Galileo
#10015	Bullet
#10017	Razor
#10027	Tristar
#10028	Ion Pulsar
#10030	Fiesta
#10039	A.T.W. Anti Tank Weapon
#10042	Game Over
#10043	P.O.N.G.
#10044	S.L.V.
#10045	Liberty
#10046	Scavenger
#10054	Nomad

ATW Anti Tank Weapon (#10039)

MODEL NAME: ATW Anti Tank Weapon

Also known as:

NUMBER: #10039

Introduced:

Final Year:

Designer:

Type: Sport

Motor Mount: 1x18mm

Recovery: Streamer

Stages: 1

Length: 11" (27.9 cm)

Diameter: 0.736" (18.7 mm)

Span:

Weight: 0.65 oz (18.5 g)

Mfg. Description: Scale-like, model of the Army's next generation, ultra powerful anti-tank weapon. injection-molded plastic nose cone, die-cut balsa fins, and streamer recovery. Includes pressure-sensitive decals. Flights of over 1,000 feet are possible. (Custom 2011 Web Ad)

Editorial Note:

Catalog Liveries

Web Liveries



2011

Face Card(s)



Instruction Header

Also of interest:

Bullet (#10015)



MODEL NAME: **Bullet**

Also known as:

NUMBER: #10015

Introduced:

Final Year:

Designer:

Type: Sport

Motor Mount:

Recovery: Parachute

Stages: 1

Length:

Diameter:

Span:

Weight:

Mfg. Description:

Editorial Note:



Catalog Liveries

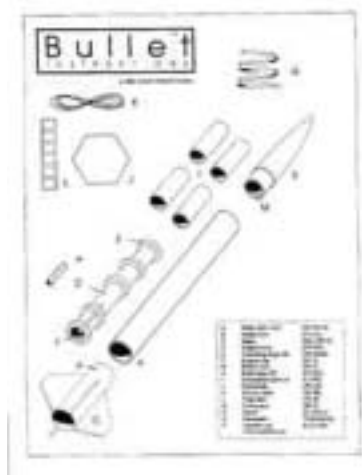


2004

Web Liveries

Face Card(s)

Instruction Header



Also of interest:

Engage (#10002)



MODEL NAME: **Engage**

Also known as:

NUMBER: #10002

Introduced:

Final Year:

Designer:

Type: Sport

Motor Mount:

Recovery: Parachute

Stages: 1

Length:

Diameter:

Span:


Weight:



Mfg. Description:

Editorial Note:

Catalog Liveries




2004



Web Liveries

Face Card(s)

Instruction Header



Also of interest:

Fiesta (#10030)



MODEL NAME: **Fiesta**

Also known as:

NUMBER: #10030

Introduced:

Final Year:

Designer:

Type: Sport

Motor Mount: 1x18mm

Recovery: Streamer

Stages: 1

Length: 11.75"

Diameter: 0.976"

Span:

Weight:

Mfg. Description: Great beginner's kit! Assembly is quick and easy with plastic nose cone, pre-cut balsa fins, colorful water-slide decals, quick release engine mount, and bright streamer. (Custom 1998 Catalog)

Editorial Note:

Catalog Liveries



1998



Web Liveries




2011

Face Card(s)



Instruction Header



Also of interest: Custom Fiesta Family

Galileo (#10012)



MODEL NAME: **Galileo**

Also known as: Galileo Probe

NUMBER: #10012

Introduced:

Final Year:

Designer:

Type: Sport

Motor Mount:

Recovery: Helicopter

Stages: 1

Length: 8"

Diameter: 1.325"

Span:

Weight: 0.4 oz



Mfg. Description: Explore futuristic planets with Galileo. Galileo can quickly launch from most space exploration craft and quickly gather information about distant planets, either by landing or by orbiting. This can greatly reduce the risk of endangering an entire mission by unsafe conditions. Our model is based on what such a futuristic probe might look like. Galileo goes up like a rocket, flips over, and comes down like a helicopter! Model features detailed 2 color water-slide decal, balsa fins, hardwood dowel and balsa nose cone. (Custom 1998 Catalog)

Editorial Note:

Catalog Liveries



1994



1998



2007

Face Card(s)

Instruction Header

Also of interest:

Game Over (#10042)



MODEL NAME: **Game Over**

Also known as:

NUMBER: #10042

Introduced:

Final Year:

Designer:

Type: Sport

Motor Mount: 1x18mm

Recovery: Streamer

Stages: 1

Length: 11.75"

Diameter: 0.976"

Span:

Weight: 0.7 oz

Mfg. Description: Flashback to the early 80's with GAME OVER. The 8-bit graphics on the decals remind us of another time. Model features an injection nose cone, die-cut fins, and streamer recovery. Includes pressure-sensitive decals, quick-release engine mount for fast engine change. Flights over 1000 ft are possible. (Custom 2011 Web Ad)

Editorial Note:

Catalog Liveries

Web Liveries



2011



Face Card(s)



Instruction Header

Also of interest: Custom Fiesta Family

Ion Pulsar (#10028)



MODEL NAME: **Ion Pulsar**

Also known as:

NUMBER: #10028

Introduced:

Final Year:

Designer:

Type: Exotic

Motor Mount: 1x18mm

Recovery: Parachute

Stages: 1

Length: 17" (42.5 cm)

Diameter: 1.325" (33.5 mm)

Span:

Weight: 1.4 oz (40 g)

Mfg. Description: In 1939, something strange was being built in complete secrecy on a remote island off the coast of Ireland.

McKimmons, a local inventor, had become well known for his aeronautical discoveries. Now an eccentric millionaire, McKimmons lived alone on the island and spent his days and nights working. His work would not be made public until its discovery in 2029.

In 2029 Nasa sent its first manned exploration team to Mars. It was during this exploration of the planet, astronauts made a startling discovery. What they found was an Ion pulsar powered spacecraft. Its discovery found technology that was years ahead of its time, even in 2029! What the astronauts saw before them was a spacecraft that had been flown by the late inventor. McKimmons was never found, however a diary inside the ship detailed his journey up until 1973. Among the other items found, plans for the Ion engine, living quarter with unique life support equipment. Also inside was hydroponic growing equipment to supply food.

By 2035 Nasa had a working Ion pulsar engine that enabled the team to travel to distant galaxies.

Futuristic kit! Makes a great display kit with its super detailed parts. Features a blow molded plastic nose cone, die-cut balsa fins, and 12" parachute recovery. Includes precision printed water-slide decals and quick-release engine mount for fast engine change. Flights of over 750 feet are possible with a C6-5 motor. (Custom 2011 Web Ad)

Editorial Note:

Catalog Liveries



1998

Web Liveries



2011

Face Card(s)

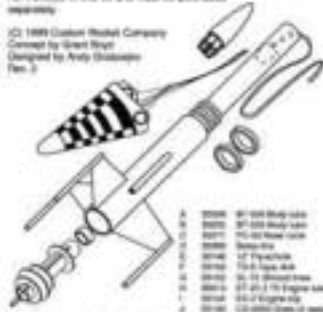


Instruction Header

Ion Pulsar™

Engines, launch pad, and launch controller are not included in this kit and must be purchased separately.

© 1989 Custom Model Company
 Concept by Grant Wright
 Designed by Andy Gussakow
 Rev. 3



This kit requires white glue, fine sandpaper, sanding screen, white paint, and a hobby knife or razor blade. Flat black paint is also recommended for finishing.

- | | | |
|-----|-------|------------------|
| 1 | 20000 | 91-100 Body tube |
| 2 | 20000 | 91-100 Body tube |
| 3 | 20000 | 91-100 Body tube |
| 4 | 20000 | 91-100 Body tube |
| 5 | 20000 | 91-100 Body tube |
| 6 | 20000 | 91-100 Body tube |
| 7 | 20000 | 91-100 Body tube |
| 8 | 20000 | 91-100 Body tube |
| 9 | 20000 | 91-100 Body tube |
| 10 | 20000 | 91-100 Body tube |
| 11 | 20000 | 91-100 Body tube |
| 12 | 20000 | 91-100 Body tube |
| 13 | 20000 | 91-100 Body tube |
| 14 | 20000 | 91-100 Body tube |
| 15 | 20000 | 91-100 Body tube |
| 16 | 20000 | 91-100 Body tube |
| 17 | 20000 | 91-100 Body tube |
| 18 | 20000 | 91-100 Body tube |
| 19 | 20000 | 91-100 Body tube |
| 20 | 20000 | 91-100 Body tube |
| 21 | 20000 | 91-100 Body tube |
| 22 | 20000 | 91-100 Body tube |
| 23 | 20000 | 91-100 Body tube |
| 24 | 20000 | 91-100 Body tube |
| 25 | 20000 | 91-100 Body tube |
| 26 | 20000 | 91-100 Body tube |
| 27 | 20000 | 91-100 Body tube |
| 28 | 20000 | 91-100 Body tube |
| 29 | 20000 | 91-100 Body tube |
| 30 | 20000 | 91-100 Body tube |
| 31 | 20000 | 91-100 Body tube |
| 32 | 20000 | 91-100 Body tube |
| 33 | 20000 | 91-100 Body tube |
| 34 | 20000 | 91-100 Body tube |
| 35 | 20000 | 91-100 Body tube |
| 36 | 20000 | 91-100 Body tube |
| 37 | 20000 | 91-100 Body tube |
| 38 | 20000 | 91-100 Body tube |
| 39 | 20000 | 91-100 Body tube |
| 40 | 20000 | 91-100 Body tube |
| 41 | 20000 | 91-100 Body tube |
| 42 | 20000 | 91-100 Body tube |
| 43 | 20000 | 91-100 Body tube |
| 44 | 20000 | 91-100 Body tube |
| 45 | 20000 | 91-100 Body tube |
| 46 | 20000 | 91-100 Body tube |
| 47 | 20000 | 91-100 Body tube |
| 48 | 20000 | 91-100 Body tube |
| 49 | 20000 | 91-100 Body tube |
| 50 | 20000 | 91-100 Body tube |
| 51 | 20000 | 91-100 Body tube |
| 52 | 20000 | 91-100 Body tube |
| 53 | 20000 | 91-100 Body tube |
| 54 | 20000 | 91-100 Body tube |
| 55 | 20000 | 91-100 Body tube |
| 56 | 20000 | 91-100 Body tube |
| 57 | 20000 | 91-100 Body tube |
| 58 | 20000 | 91-100 Body tube |
| 59 | 20000 | 91-100 Body tube |
| 60 | 20000 | 91-100 Body tube |
| 61 | 20000 | 91-100 Body tube |
| 62 | 20000 | 91-100 Body tube |
| 63 | 20000 | 91-100 Body tube |
| 64 | 20000 | 91-100 Body tube |
| 65 | 20000 | 91-100 Body tube |
| 66 | 20000 | 91-100 Body tube |
| 67 | 20000 | 91-100 Body tube |
| 68 | 20000 | 91-100 Body tube |
| 69 | 20000 | 91-100 Body tube |
| 70 | 20000 | 91-100 Body tube |
| 71 | 20000 | 91-100 Body tube |
| 72 | 20000 | 91-100 Body tube |
| 73 | 20000 | 91-100 Body tube |
| 74 | 20000 | 91-100 Body tube |
| 75 | 20000 | 91-100 Body tube |
| 76 | 20000 | 91-100 Body tube |
| 77 | 20000 | 91-100 Body tube |
| 78 | 20000 | 91-100 Body tube |
| 79 | 20000 | 91-100 Body tube |
| 80 | 20000 | 91-100 Body tube |
| 81 | 20000 | 91-100 Body tube |
| 82 | 20000 | 91-100 Body tube |
| 83 | 20000 | 91-100 Body tube |
| 84 | 20000 | 91-100 Body tube |
| 85 | 20000 | 91-100 Body tube |
| 86 | 20000 | 91-100 Body tube |
| 87 | 20000 | 91-100 Body tube |
| 88 | 20000 | 91-100 Body tube |
| 89 | 20000 | 91-100 Body tube |
| 90 | 20000 | 91-100 Body tube |
| 91 | 20000 | 91-100 Body tube |
| 92 | 20000 | 91-100 Body tube |
| 93 | 20000 | 91-100 Body tube |
| 94 | 20000 | 91-100 Body tube |
| 95 | 20000 | 91-100 Body tube |
| 96 | 20000 | 91-100 Body tube |
| 97 | 20000 | 91-100 Body tube |
| 98 | 20000 | 91-100 Body tube |
| 99 | 20000 | 91-100 Body tube |
| 100 | 20000 | 91-100 Body tube |

Also of interest:



Lamprey (#10006)

MODEL NAME: **Lamprey**

Also known as:

NUMBER: #10006

Introduced:

Final Year:

Designer:

Type: Sport

Motor Mount:

Recovery: Parachute

Stages: 1

Length:

Diameter:

Span:

Weight:

Mfg. Description:

Editorial Note:



Catalog Liveries



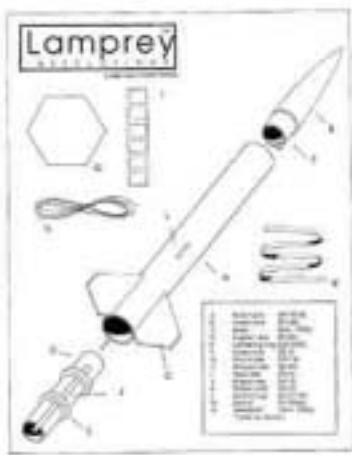
1994

Web Liveries

Face Card(s)



Instruction Header



Also of interest:



Landviper (#10001)

MODEL NAME: **Landviper**

Also known as:

NUMBER:

Introduced:

Final Year:

Designer:

Type: Sport, Cluster

Motor Mount: 3x18mm

Recovery: Parachute

Stages: 1

Length:

Diameter:

Span:

Weight:

Mfg. Description:

Editorial Note:



Catalog Liveries



1994



Liberty (#10045)

MODEL NAME: **Liberty**

Also known as:

NUMBER: #10045

Introduced:

Final Year:

Designer:

Type: Sport

Motor Mount: 1x24mm

Recovery: Parachute

Stages: 1

Length: 29.63" (75.26 cm)

Diameter: 1.63" (41.4 mm)

Span:

Weight: 3.5 oz (100 g)

Mfg. Description: If you like our Freedom kit then you'll want this kit. Big sport rocket with big decals! Features blow-molded plastic nose cone, die-cut balsa fins, and 18" parachute recovery. Includes pressure-sensitive decals and quick-release engine mount for fast engine change. Flights of over 750 feet are possible with a D12-5 motor. (Custom 2011 Web Ad)

Editorial Note:

Catalog Liveries

Web Liveries



2011

Face Card(s)



Instruction Header

Also of interest:



Nomad (#10054)

MODEL NAME: **Nomad**

Also known as:

NUMBER: #10054

Introduced: 2011

Final Year:

Designer:

Type: Exotic

Motor Mount: 1x18mm

Recovery: Parachute

Stages: 1

Length: 9.88" (25.1 cm)

Diameter: 1.637" (41.6 mm)

Span:

Weight: 1.8 oz (51 g)

Mfg. Description: Deep space satellite camera. Vac-u-form plastic nose cone, laser-cut balsa fins, and 12" parachute. Self-adhesive decal sheet and quick-release engine mount. Flies over 750 feet. (Custom 2011 Web Ad)

Web Liveries



2011

Face Card(s)



MODEL NAME: **P.O.N.G.** *Also known as: Protector of the Ninth Galaxy*

NUMBER: #10043

Introduced:

Final Year:

Designer:

Type: Exotic

Motor Mount: 1x13mm

Recovery: Parachute

Stages: 1

Length: 19.5" (49.53 cm)

Diameter: 0.541" (13.74 mm)

Span:

Weight: 0.7 oz (22 g)

Mfg. Description: The ninth galaxy is protected by a fleet of these craft. Protectors Of Ninth Galaxy or P.O.N.G for short, is well detailed. You might say it's over detailed. It uses mid-body separation and flies under mini-engine power. Recovery is by streamer and it will fly over 500 feet. Another unique feature is that it uses a ping pong ball for the nose cone. Add this one to your collection if you want something different. (Custom 2011 Web Ad)

Editorial Note:

Catalog Liveries

Web Liveries



2011

Face Card(s)



Instruction Header

Also of interest:

Razor (#10017)



MODEL NAME: **Razor**

Also known as:

NUMBER: #10017

Introduced:

Final Year:

Designer:

Type: Sport, Tube Fin

Motor Mount: 1x18mm

Recovery: Parachute

Stages: 1

Length: 12" (30.5 cm)

Diameter: 0.976" (24.8 mm)

Span:

Weight: 1.6 oz (46 g)

Mfg. Description: This unique model uses tubes as fins! With pre-colored parts there is no painting required! Features injection-molded plastic nose cone, and 12" parachute recovery. Includes self-adhesive decals and quick-release engine mount for fast engine change. Flies over 1,000 feet with a C6-7 motor. Also available in bulk. (Custom 2011 Web Ad)

Editorial Note:

Catalog Liveries



1994



1998

Web Liveries

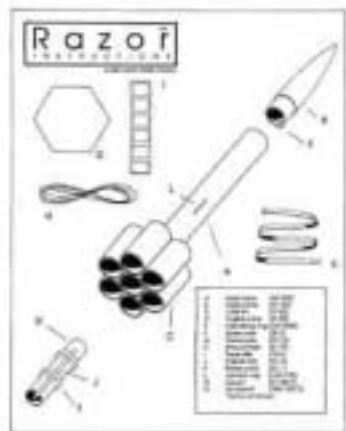


2011

Face Card(s)



Instruction Header



Also of interest: Tube Fin Family

Scavenger (#10046)



MODEL NAME: **Scavenger**

Also known as:

NUMBER: #10046

Introduced:

Final Year:

Designer:

Type: Sport

Motor Mount: 1x24mm

Recovery: Parachute

Stages: 1

Length: 20.75" (52.7 cm)

Diameter: 1.63" (41.6 mm)

Span:

Weight: 2.3 oz (64 g)

Mfg. Description: D-powered rocket with big decals! Easy to build and fly; makes a great demonstration kit. Features blow-molded plastic nose cone, die-cut balsa fins, and 18" parachute recovery. Includes pressure sensitive decals and quick-release engine mount for fast engine change. Flights of over 1000 feet are possible with a D12-5 motor. (Custom 2011 Web Ad)

Editorial Note:

Catalog Liveries

Web Liveries



2011

Face Card(s)



Instruction Header

Also of interest:

MODEL NAME: **S.L.V.** *Also known as: SLV, Satellite Launch Vehicle*

NUMBER: #10044

Introduced:

Final Year:

Designer:

Type: Exotic

Motor Mount: 1x18mm

Recovery: Parachute

Stages: 1

Length: 23.5" (59.7 cm)

Diameter: 0.736" (18.69 mm)

Span:

Weight: 1.4 oz (40 g)

Mfg. Description: Satellite launch vehicle. Impressive, slow liftoffs that look so real. Features injection-molded plastic nose cone, six die-cut balsa fins, and 12" parachute recovery. Self-adhesive decals. Flights of over 750 feet. (Custom 2011 Web Ad)

Editorial Note:

Catalog Liveries

Web Liveries



2011

Tristar (#10027)



MODEL NAME: **Tristar** *Also known as:*

NUMBER: #10027

Introduced:

Final Year: 2010

Designer:

Type: Futuristic

Motor Mount: 1x18mm

Recovery: Parachute

Stages: 1

Length: 12.75"

Diameter: 0.976"

Span:

Weight: 0.8 oz

Mfg. Description: Have your ticket ready for this coast-to-coast jet. Civilian travel is scheduled to depart in 2012. Using advanced engine and airframe design, coast-to-coast flights should take less than an hour! Our model features plastic nose cone, pre-cut balsa fins, water-slide decals, quick release engine mount and 12" parachute recovery. (Custom 1998 Catalog)

Airliner kit! Travel coast to coast in less than an hour! Easy to build and fly; makes a great beginner kit. Features a blow molded plastic nose cone, die-cut balsa fins, and 12" parachute recovery. Includes precision printed water-slide decals and quick-release engine mount for fast engine change. Flights of over 1000 feet are possible with a C6-7 motor. (Custom 2008 Web Ad)

Editorial Note:

Catalog Liveries



1998



Web Liveries



2007

Face Card(s)



Instruction Header



Also of interest:



Cygnus Model Rocket Company

<http://www.cygnusrocketry.com/>



Master List for **Cygnus** by Name

X-1 N.E.A.V.

X-1 N.E.A.V.



MODEL NAME: **X-1 N.E.A.V.**

Also known as: N.E.A.V., Near Earth Attach Vehicle

NUMBER:

Introduced:

Final Year:

Designer:

Type: Futuristic

Motor Mount: 1x18mm

Recovery: Parachute

Stages: 1

Length: 9.5"

Diameter: 0.736"

Span: 3"

Weight:

Mfg. Description:

Editorial Note:

Catalog Liveries

Web Liveries




Face Card(s)

Instruction Header

Also of interest:

DG&A
HIGH POWER ROCKETRY

DG&A High Power Rocketry (DG&A)



DG&A

Master List for **DG&A** by Name

Armageddon

MODEL NAME: **Armageddon**

Also known as:

NUMBER:

Introduced:

Final Year:

Designer: Danny Cantu

Type: Sport

Motor Mount: 1x38mm

Recovery: Parachute

Stages: 1

Length:

Diameter: 4"

Span:

Weight:

Mfg. Description:

Editorial Note:

Catalog Liveries

Web Liveries

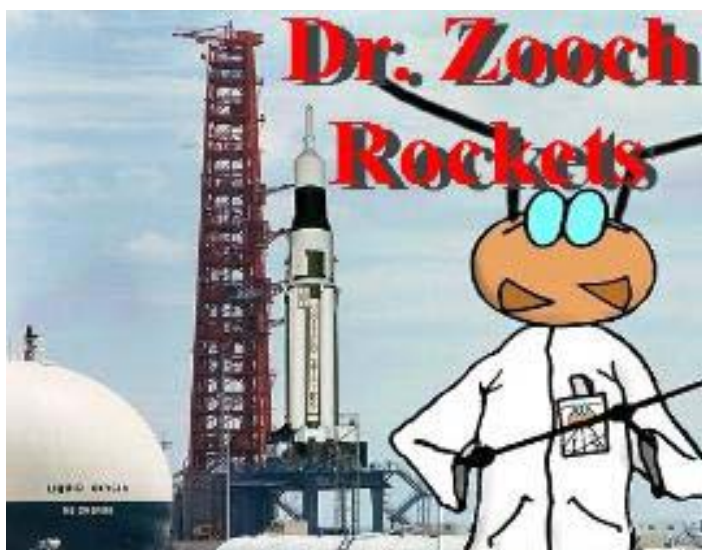


Unknown Date

Face Card(s)

Instruction Header

Also of interest:



Dr. Zooch Rockets

<http://drzooch.com/>

A Rocketeer's View of Dr. Zooch

Dr. Zooch Rockets is a small company specializing in "ant-scale" (semiscale) rocket kits of prototypes typically not produced by other manufacturers. Dr. Zooch is run by Wes Oleszewski, who brings his unique talents as a cartoonist and writer, as well as an avid rocketeer, pilot, and rocket designer together to produce high quality, one-of-a-kind kits you won't find anywhere else. The instructions are humorously written and well illustrated, using characters from his "The Program" web-produced cartoon strip, and the kits are well designed and tested and contain very good-quality parts and components. These are "builder's kits"-- not your typical three-fins-n-nosecone RTF plastic bricks, using balsa nosecones and fins, the way rockets were meant to be built! You'll also learn some new tricks along the way building Dr. Zooch Rockets, because there are a lot of neat "illusion" detail tricks that Wes incorporates in his kits from paper modeling and making miniature detail parts from common items that really make the model come alive. Even with the novel techniques and more involved build, there's nothing particularly hard about Dr. Zooch kits if you've built a few rockets before, and the skills you learn will carry over to your other builds, and when you're done, you'll have a very nice flying model of a rocket that no other manufacturer likely makes, and you won't spend a fortune to get it, either, because Dr. Zooch Rocket's prices are some of the best values in rocketry!


The Dr. Zooch fleet is continuously growing, with lots of options, from "fun kits" like the Gumball Lofting Vehicle, to improved versions of old favorites like the semi-scale BT-60 sport flying Saturn V, to various ant-scale replicas of everything from the Russian Sputnik, Luna, and Soyuz, to all the different versions of the Saturn I and IB, other early space program vehicles like the Mercury Redstone, Mercury Atlas, Atlas Agena, Discoverer Thor-Agena, Jupiter and Juno launch vehicles, through the Gemini-like Mark II and Titan III MOL, to the later space program vehicles like the Space Shuttle, to today's prospective shuttle replacement vehicles like the Ares I/I-X, the SLS, and the EFT-1 flight vehicles, and even some that never really existed but probably should have, like the Lifting Body Shuttle. You can reenact virtually the entire space program in miniature with Dr. Zooch Rockets... how it turns out is up to you!

Jeff Roberts 2011



Master List for **Dr. Zook** by Name

Ares I-X
Atlas Agena
Gb-LV
Juno II
Mark II
Mercury Little Joe
Mercury Redstone
Saturn SA5
Saturn V
Soyuz
Titan IIIc SLV5
Vanguard Eagle



Ares I-X

MODEL NAME: **Ares I-X**

Also known as:

NUMBER:

Introduced:

Final Year:

Designer: Wes Oleszewski

Type: Scale

Motor Mount: 1x18mm

Recovery: Parachute

Stages: 1

Length:

Diameter:

Span:

Weight: 1.29 oz

Mfg. Description: As plans moved ahead for NASA's next manned launch vehicle, the Ares I, some fundamental questions needed to be answered. What aerodynamic surprises await it in actual flight? To find out, NASA planned a series of unmanned launches similar to the Titan I and Saturn I launches of the early 1960s using a dummy upper stage. The first such launch was the Ares I-X! The flight took place on October 28th, 2009. The I-X boosted on a standard Shuttle SRB that is extended with a 5th segment simulator. The upper section was a boilerplate of the proposed upper stage, adapter, Orion spacecraft and LAS. Standing 327 feet tall and weighing as much as three and a half un-fueled Saturn V moon rockets, the Ares I-X rolled out of the VAB 01:39 on October 20. Eight days later the vehicle thundered majestically from Pad 39B. Contrary to the speculation of mindless critics, the flight was 100% successful. In fact it was awe-inspiring. At staging, the entire upper section simply tumbled into the Atlantic and the SRB first stage returned by parachute just as it does on Shuttle missions. The data gained will help to evaluate the Ares I configuration for flight. Like an arrow to the future, the Ares I-X has pointed the way. The only question remaining is whether or not our politicians will have the brains and fortitude to go in that direction. This Dr. Zooch Rockets' version of the Ares I-X stands just over 19 inches tall and weighs 1.5 ounces. Stabilized by our trademarked FlameFins, the model Ares I-X can achieve flights of over 2,000 feet. It returns by parachute and, if you manage to actually find it, can be flown over and over again. Although NO ENGINES ARE INCLUDED, it flies on 18 mm B or C engines that you can buy at most local hobby or craft stores. So- get yours now and be ready when NASA launches theirs! This is a great demonstration tool for educators who want to impress students, parents who want to impress kids or someone who just wants to punch a hole in the sky and impress themselves. (Dr Zooch 2011 Web Ad)

Editorial Note:



Catalog Liveries

Web Liveries



2009




2011

Face Card(s)

Instruction Header

Also of interest: Ares I Launch Vehicle Family



Atlas Agena

MODEL NAME: **Atlas Agena** *Also known as:*

NUMBER:

Introduced:

Final Year:

Designer: Wes Oleszewski

Type: Scale

Motor Mount: 1x18mm

Recovery: Parachute

Stages: 1

Length:

Diameter:

Span:

Weight: 2.4 oz

Mfg. Description: This kit is NOT for beginners- nor is it for people who don't bother to read the text. So, if you are either of those and you buy it- don't come cryin' to us if it's beyond your skill level. This kit is a semi-scale version of the Atlas Agena. It uses 18mm engines such as any B or C engine (not included). You do, however get everything else you'll need to build the kit... well... excluding glue... a hobby knife... paints, sand paper and skill... okay so you won't get everything, but there are lots of parts... just look at the parts photo!

Wow! That's lots of stuff in there and there's a very complete and well illustrated set of instructions, too.

The rocket is based on a T-60 tube and stands just under 20 inches tall with its FlameFins and 15.75 inches tall without the fins. It has a basic empty weight of 2.4 oz and can fly over 1,000 feet high.

Now since you're probably wondering just what skill level this kit actually is, here's how we measure skill levels at Dr. Zook Rockets:

Skill level 0: You have no idea what a model rocket is or does and are just reading this because you have no life and lots of time on your hands.

Skill level 1: You've seen model rockets before, but have never built one. In fact you do not even have a hobby knife or glue, but know where you can get such things.

Skill level 2: You have your own hobby knife and glue and know how to use each.


Skill level 3: You once slipped and cut the heck out of your finger with your hobby knife, but the folks in the emergency room knew how to re-attach it.

Skill level 4: You've slipped and cut yourself so many times with your hobby knife that the little "snit" sound that the blade makes when it gets you is familiar, you can make a tourniquet out of a paint brush and the local emergency ward keeps blood on standby just for you.

Skill level 5: You once slipped with your hobby knife and cut off a finger, but were able to repair it yourself with stuff in your hobby tool box.

This kit is a skill level **2.5** (Dr Zook 2011 Web Ad)

Editorial Note:



Catalog Liveries

Web Liveries



2010




2011

Face Card(s)

Instruction Header

Also of interest: Atlas Agena Launch Vehicle Family



Gb-LV

MODEL NAME: **Gb-LV** *Also known as: Gumball Lofting Vehicle*

NUMBER:

Introduced: 2011

Final Year:

Designer: Wes Oleszewski

Type: Sport, Payload

Motor Mount: 1x18mm

Recovery: Parachute

Stages: 1

Length: 12"

Diameter:

Span: 5.5"

Weight: 1.1 oz

Mfg. Description: For Dr. Zook Rockets this is our first “Educational” kit. Additionally, this is our first kit priced to help folks fly rockets in these difficult financial times- in other words, it is priced to fight inflation.

The kit is called the “Gb-LV” which stands for Gumball-Lofting Vehicle. The highlight of the Gb-LV is its nosecone, which is a common capsule that you will find in most gumball machines! The advantage is that you can put a bug, a gummy bear, or some other critter into the capsule and send it into the sky. The capsule then returns on its own parachute while the booster returns by a streamer. This has several fun aspects- first off you can see into the capsule and the passenger can see out. Also, if you lose the capsule, you can replace it by simply going to your nearest gumball machine and dropping a coin in! Or, if you are really daring or you just make a mistake, the capsule can land in water and you can have a “splashdown!”

Use your Gb-LV for school science projects! You can take insects, shoot them aloft and then study how they react to the flight! A handy altitude prediction chart, which is included in the kit, tells you the estimated altitude that the Gb-LV will fly on all 3 classes of rocket engines so you can use it as a part of your project.

Get your Gb-LV today. Fly, learn, have fun. You can touch the sky, if you try. (Dr Zook 2011 Web Ad)

Editorial Note:

Catalog Liveries



Web Liveries




2011

Face Card(s)

Instruction Header

Also of interest:



Juno II

MODEL NAME: **Juno II**

Also known as:

NUMBER:

Introduced:

Final Year:

Designer: Wes Oleszewski

Type: Scale

Motor Mount: 1x18mm

Recovery: Parachute

Stages: 1

Length: 16.5"

Diameter:

Span:

Weight: 1.6 oz

Mfg. Description: Perhaps the most un-glamorized booster ever produced by von Braun's team at Army Ballistic Missile Agency (ABMA) was the Juno II. Only ten of these vehicles were launched in a two and one half year period, and only four of those were able to be called successful. By the end of 1958, the von Braun team, on behalf of the newly created NASA, assembled and launched the first Juno II from Pad 5 at Cape Canaveral. NASA was itching to go from space planning to space flying and the Juno II, although developed by the ABMA, would give the public appearance of being a NASA vehicle and NASA project. The first launch of a Juno II was on December 6, 1958 and lofted the Pioneer III probe. Thereafter, the vehicle's track record gets fairly dismal with only 3 of the next nine flights officially being able to be considered successful. In the end the Juno II was simply a vehicle that was quickly passed by as spaceflight technology experienced an explosive growth. It now holds the record as being NASA's least successful US launch vehicle. So, if you get more than four fully successful flights out of your Juno II... you'll be doing better with your Juno II than either NASA or ABMA did with theirs.

This rocket is designed to a semi-scale and stands 16.5 inches tall when flown successfully, somewhat smaller when crashed. It is stabilized with Dr. Zook's FlameFins and has a span of 2.8 inches. Basic empty weight of the rocket is 1.59oz. The rocket DOES NOT include ANY engines- and flies on a standard 18mm, such as a B or a C. Altitudes of more than 1,200 feet can be gained when flown upward and no other direction is recommended. (Dr Zook 2011 Web Ad)

Editorial Note:

Catalog Liveries



Web Liveries




2011

Face Card(s)

Instruction Header

Also of interest: Juno II Launch Vehicle Family



Mark II

MODEL NAME: **Mark II**

Also known as:

NUMBER:

Introduced:

Final Year:

Designer: Wes Oleszewski

Type: Pseudo Scale, Payload

Motor Mount: 1x18mm

Recovery: Parachute

Stages: 1

Length: 12.2"

Diameter:

Span: 2.93"

Weight: 2.4 oz

Mfg. Description: This is the Dr. Zook Rockets Mark II flying model rocket kit. It is a model that represents ...well... no real rocket at all! It is actually derived from a rocket created by the guy who owns the company. He invented this rocket back in 1972 as a part of his rocket dweeb childhood. Now he has refined and re-funneled the design to make an easy to build fun flyer so that everyone out there can either relive their own twisted childhood or get a start at being the weirdest kid in their neighborhood.

When fully constructed, this model stands 12.2 inches tall with a 2.93 inch fin-span and has a basic empty weight of 2.4 ounces. It is single stage and uses a standard 18mm motor, such as a B6-4 (NO engines are included with the kit). Flights over 1,000 feet high are easy to obtain and the kit is constructed with a payload compartment for launching small "things." This is a basic skill level kit, meaning that almost anyone can build and fly it successfully. All of the primary parts are either wood or paper. So buy it, build it and- young or old- become the strangest kid in the neighborhood. (Dr Zook 2011 Web Ad)

Editorial Note:

Catalog Liveries



Web Liveries



2010




2011

Face Card(s)

Instruction Header

Also of interest:



Mercury Little Joe

MODEL NAME: **Mercury Little Joe**

Also known as: Little Joe

NUMBER:

Introduced:

Final Year:

Designer: Wes Oleszewski

Type: Scale

Motor Mount: 1x18mm

Recovery: Parachute

Stages: 1

Length: 12.95"

Diameter:

Span: 5.27"

Weight: 1.74 oz

Mfg. Description: This is a semi-scale model kit of the Project Mercury test vehicle known as Little Joe. This kit comes with everything you'll need to construct a flying small scale model of the test vehicle... okay, almost everything... it does not include the glue, or the hobby knife, or the sand paper, or the sergeant rocket engines, or the Wallops Island launch pad, or the 60 or so engineers it took to launch the real thing, or either of the two monkeys who rode aboard it (mainly because they're... well... dead.). You also do not get the United States Navy to help you recover the rocket, but that should not stop you from phoning them and asking them to do so (Give 'em that "I pay your salary" line... they just love that). Also NO 18 mm rocket engines such as B6-4s or C6-5s, which the rocket uses are included in the kit- you'll have to go to a hobby store and buy your own. Which brings to mind another thing you won't get... skill! Well, actually, you will develop some skill as you build the kit, but we have to tell you this because we have to assume that you may be a skill-less slug who, if we implied so, would believe that somehow by just opening our box a magic skill pixie will leap out dive down your throat and then bust out through your chest and build the model for you. This will not happen... or at least we don't expect it to happen... okay be careful opening the box just in case and remember to keep your mouth closed at all times just in case. If you do release a magic skill pixie- alert the Navy while you have them on the phone discussing that recovery fleet thing. (Dr Zooch 2011 Web Ad)

Editorial Note:

Catalog Liveries



Web Liveries




2008

Face Card(s)

Instruction Header

Also of interest: Little Joe Launch Vehicle Family



Mercury Redstone

MODEL NAME: **Mercury Redstone**

Also known as:

NUMBER:

Introduced:

Final Year:

Designer: Wes Oleszewski

Type: Scale

Motor Mount: 1x18mm

Recovery: Parachute

Stages: 1

Length: 23.5"

Diameter:

Span: 4.15"

Weight: 3.2 oz

Mfg. Description: This is the Dr. Zook Rockets Mercury Redstone flying model rocket kit. It is a model that represents the rocket that sent the first American into space! But this kit is much more than that- it is designed to give the builder a choice of building it to represent ANY of the Mercury Redstone flights- MR-1A, MR-2, MRBD (Yes, you get all you need for the obscure, but historically critical MRBD flight), MR-3 (Freedom 7) or MR-4 (Liberty Bell 7). This kit contains NO plastic parts and is designed to be flown with the escape tower on- like it's supposed to fly- not with the tower off like a squirming hatch-blower would fly it. This is an average skill level kit- but the escape tower is a complex build and will require patience and direction-following.

The kit is based on a T-60 tube and, when fully constructed stands 23.5 inches tall with a 4.15 inch fin-span and has a basic empty weight of 3.2 ounces. It is single stage and uses a standard 18mm motor, such as a B6-4 (NO engines are included with the kit). This is an average skill level kit, meaning that most modelers can build and fly it successfully. All of the primary parts are either wood or paper. So buy it, build it and make spaceflight history come alive! (Dr Zook 2011 Web Ad)

Editorial Note:

Web Liveries



Also of interest: Mercury Redstone Launch Vehicle Family

Saturn SA-5



MODEL NAME: **Saturn SA-5** Also known as: Saturn SA5, Saturn I SA5, Saturn I Block II SA5

NUMBER:

Introduced:

Final Year:

Designer: Wes Oleszewski

Type: Scale

Motor Mount: 1x18mm

Recovery: Parachute

Stages: 1

Length: 12.5"

Diameter:

Span:

Weight:


Mfg. Description: If anyone tells you that SA-5 was not the coolest rocket ever flown they are only demonstrating their lack of taste in rocket coolness. Such people are likely to be found at the local Whatever Mart buying one of those buy-n-fly kits with plastic fins. We urge you not to talk further to them as you can lose I.Q. points just standing too close to such people. Instead, you should buy this kit right now and regain those points that you may have already lost. SA-5 was the first of the Saturn I Block II vehicles.

Launched on January 29, 1964 it was one of a kind. Rather than an Apollo spacecraft, SA-5 carried a really pointy Jupiter nose cone. This kit, although being ant-scale, is very close to actual scale -- in fact it's as close as we could get it without having to get any smarter ourselves. The kit is in scale with our other Saturn I Block II and our Saturn IB. It stands just under 13 inches tall (just for luck) and comes with a nosecone that is so pointy, when you hold it in your hand you'll hear your father's voice saying "Be careful you don't put someone's eye out with that." Rumor has it that when JFK visited Cape Canaveral and saw the real SA-5 on the pad he pointed toward the nose cone and told von Braun, "Be careful you don't put someone's eye out with that."

You'll also get the Dr. Zook instruction booklet, where Dr. Zook himself, from the crazy spaceflight cartoon strip "The Program," guides you through some madcap instructions that are almost more fun than the rocket itself. This kit is part of the line of Dr. Zook rockets and there are plenty more where this came from. So you can buy it, build it, crash it and WHO CARES!, we'll sell you another one! Just be careful you don't put someone's eye out with it. (Dr Zook 2011 Web Ad)

Editorial Note:

Catalog Liveries



Web Liveries



2007



2011

Face Card(s)

Also of interest: Saturn I Launch Vehicle Family

Saturn V



MODEL NAME: **Saturn V**

Also known as:

NUMBER:

Introduced:

Final Year:

Designer: Wes Oleszewski

Type: Scale

Motor Mount: 1x18mm

Recovery: Parachute

Stages: 1

Length: 18"

Diameter:

Span: 3.6"

Weight: 2.4 oz


Mfg. Description: If you came here looking for an Estes K-39... this AIN'T it! Although this model is about the same size, it is a vastly improved rocket. Remember back to when you bought your first semi-scale Saturn V? Sometime between 1969 and 1979 and as you rode your bike back from the hobby store, with the rocket kit and bag gripped onto the handlebars, you envisioned your backyard turned into Launch Complex 39 as your ant-sized Saturn V thundered into the sky with USA and the American flags on its side, F-1 engines hard at work.

Then remember when you finished the kit and you looked at it and said to yourself "What a piece of cr&p!" There were no details, no USAs, no F-1 engines!

It hardly even looked like a Saturn V. And on the first or second flight at least one of those stinking glass fins broke away and was lost so the rocket was no good anymore. Well here at Dr. Zook Rockets we have developed an ant-scale Saturn V that has ALL of the details!

GONE are the glass fins, GONE are the pain-to-build engine fairings. Included are the full set of decals with all of the USAs, and first motion markings, INCLUDED are the F-1 engines and they do not have to come off for flight! THIS IS the ant-scale Saturn V that you dreamed of as a kid and it won't cost you an arm and a leg to get it, so if you lose it in a tree, you afford to buy another one. In designing this kit we used RockSim software and balanced the vehicle so that it could fly with tiny fins that are just 10% larger than true scale. And it really flies too! Put in a "C" engine and you'll chase it for a half mile. Everything you need is in the kit. We even give you extra decals for when you screw one up. (Dr Zook 2011 Web Ad)

Catalog Liveries



Web Liveries




2010



2011

Face Card(s)



Also of interest:

Soyuz



MODEL NAME: **Soyuz** *Also known as:*

NUMBER:

Introduced:

Final Year:

Designer: Wes Oleszewski

Type: Scale

Motor Mount: 1x18mm

Recovery: Parachute

Stages: 1

Length:

Diameter:


Span:

Weight:

Mfg. Description: This flying model rocket kit is the Russian Soyuz! Made in America, it is as Russian as we can get it without getting the State Department involved. This is a builder's kit- meaning that there are lots of pieces and you have to do lots of work- yet it still has everything you'll need to get it ready to fly- except engines. When finished the rocket stands just over 18 inches tall and weighs 2.2 oz. It is a single engine-single stage rocket with parachute recovery and can be built with average skill. This kit is in scale with our R-7 Luna and Sputnik kits- a clever ploy on our part, because if you have either of those you'll now have to buy this one to complete the set. This Soyuz kit is so Russian you'll find yourself suddenly talking with a Russian accent, writing your "R"s backward, drinking vodka and saying "Da!" as it launches for the first time. (Dr Zook 2011 Web Ad)

Editorial Note:

Catalog Liveries



Web Liveries



2010

Face Card(s)

Instruction Header

Also of interest: Soyuz Launch Vehicle Family

Titan IIc SLV5



MODEL NAME: **Titan IIc SLV5** *Also known as: Titan IIc*

NUMBER:

Introduced:

Final Year:

Designer: Wes Oleszewski

Type: Scale

Motor Mount: 1x18mm

Recovery: Parachute

Stages: 1

Length: 12.75"

Diameter:

Span:


Weight: 3.6 oz

Mfg. Description: This is the Dr. Zook Rockets Titan IIc SLV5 flying model rocket kit. It is a semi-scale model that represents the very first of the Titan IIc launch vehicles, which flew on June 18, 1965 and lofted Space Launch Vehicle number 5 (SLV5) for the US Air Force. After that the Titan IIc vehicles went on to fly 35 more times performing everything from sending the first pair of landers to the planet Mars, to having a starring role in the Oscar winning movie Marooned- when they fictionally launched one through the eye of a hurricane.

When fully constructed this model stands 12.75 inches tall and has a basic empty weight of 3.6 ounces. It is single stage and uses a standard 18mm motor, such as a B6-4 (NO engines are included with the kit). Recovery is by parachute or by impact with the planet earth, depending on how close you follow the instructions. This is a basic skill level kit, meaning that almost anyone can build and fly it successfully. All of the primary parts are either wood or paper. So buy it, build it and wait for the eye of a hurricane so you can launch yours Hollywood style! (Dr Zook 2011 Web Ad)

Editorial Note:

Catalog Liveries



Web Liveries



2010



2011

Face Card(s)

Instruction Header

Also of interest: Titan III Launch Vehicle Family

Vanguard Eagle



MODEL NAME: **Vanguard Eagle** *Also known as:*

NUMBER:

Introduced:

Final Year:

Designer: Wes Oleszewski

Type: Scale

Motor Mount: 1x18mm/1x18mm

Recovery: Tumble/Parachute

Stages: 2

Length: 19.75"

Diameter:

Span: 4.75"

Weight: 2.79 oz

Mfg. Description: Dr. Zook Rockets introduces our first two stager! This is the Vanguard Eagle which was one of the competitors in the X-Prize.

This is an advanced kit and is NOT for the first-time builder or the rocketeer who has been away from the hobby for a long period of time. You are going to need some skill to build this one. This rocket employs a complex and innovative form of gap-staging that allows the hot gasses from the first stage to ignite the second stage while being vented overboard through the aft engine bells of the first stage. That's right, the engine bells on the first stage are not just for decoration, they actually serve a purpose in making this rocket fly! The 9.5 inch long first stage then drops away gracefully in a realistic staging event that will have everyone saying "Cool!!" (Dr Zook 2011 Web Ad)

Web Liveries



Face Card(s)



DRF Technologies (DFR)

[Formerly Known as Delta IV]

info@dfrtech.com

<http://www.dfrtech.com/>

Master List for **DFR** by Name

Delta II (18mm)

Delta IV Medium 5+4 (24mm)

Delta II (18mm)

MODEL NAME: **Delta II (18mm)**

Also known as:

NUMBER:

Introduced:

Final Year:

Designer: Carl Campbell

Type: Scale, Cluster

Motor Mount: 1x18mm + 6x13mm

Recovery: Parachute

Stages: 1

Length: 21.24"

Diameter: 1.325" (T55)

Span: 5.75"

Weight: 4.5 oz

Mfg. Description: The Delta II-7925H configuration using a 2.9 meter fairing was used 3 times on the Delta 2 flying the Mars Rover Opportunity in 2003, The Planet Mercury Messenger mission in 2004 and the Dawn Asteroid mission in 2007. Delta IIs have been in service since February 1989 and launch from Cape Canaveral Air Force Station in Florida and Vandenberg Air Force Base in California.

This kit is based on the 6 ground start and 3 air start SRM configuration and is designed to be able to fly with upto 6 A10-PT motors and a core B6 motor in the main airframe. (DFR 2011 Web Ad)

Editorial Note:

Catalog Liveries

Web Liveries



2010



2011

Face Card(s)

Instruction Header

Also of interest: Delta II Launch Vehicle Family



Delta IV Medium 5+4 (24mm)

MODEL NAME: **Delta IV Medium 5+4 (24mm)**

Also known as:

NUMBER:

Introduced:

Final Year:

Designer: Carl Campbell

Type: Scale, Cluster

Motor Mount: 1x24mm + 4x18mm

Recovery: Parachute

Stages: 1 with 4 Parallel Boosters

Length: 33"

Diameter: 2.6" (T80)

Span: 7.75"

Weight: 11.0 oz

Mfg. Description: This kit is an approximate 1/78th scale of the United Launch Alliance's Evolved Expendable Launch Vehicle (EELV). This kit of the Delta IV Medium 5+4 configuration has 4 boosters that can be either captive or separating powered with 18mm motors. The kit employs clear acrylic fins that are mounted on the aft of the airframe (normal placement) that make them almost invisible during launch and fly out.

This is a kit for the experienced builder. Adhesive wraps are provided to simulate some of the smaller external details and the foam on the fuel tanks. Please note, this is a sport scale model, some actual details are modified from the real rocket in order to accommodate extra durability for many flights. (DFR 2011 Web Ad)

Editorial Note:

Catalog Liveries

Web Liveries



2010



2011

Face Card(s)

Instruction Header

Also of interest: Delta IV Launch Vehicle Family



DynaStar Mid-Power Model Rockets (DynaStar)

DynaStar Mid-Power Rockets

By Apogee Components

3355 Fillmore Ridge Heights

Colorado Springs, CO, 80907

Tel: (719) 535-9335

Fax: (719) 534-9050

<http://www.dynastar-rockets.com/>



About DynaStar

DynaStar Mid-Power Model Rockets is a brand of kits and supplies from Apogee Components. These are larger than the traditional entry-level model rockets, but share many of the same assembly characteristics. You'll use similar tools, like pencils, hobby knife, and ruler. You'll also use familiar supplies like, wood glue, balsa wood sealer, and spray paints. Really, the only difference is the size of the model rocket itself. All of the rockets are designed to use the Estes D12 motor, as well as any other 24mm diameter motor. If you want to make them go higher, just drop in an Aerotech E15, or one of the reloadable F-size rocket engines.

DynaStar Mid-Power Model Rockets meets the needs of modelers that built small kits and wanted to move up to the next level of rocketry. But more than just that. Many modelers have looked around at the kits from other companies, and were not happy to see that they all seem to look alike. There is no variety other than color; just a rocket with three fins and a nose cone. The DynaStar Mid-Power Model Rockets were designed with a lot of unique shapes and visible eye-appeal. Sure, we have some rocket that are simple shapes, but our objective is to provide a wide variety of kits to choose from that will get you noticed at your next launch because they are so different.

Check out our web site, and be sure to bookmark our page in your favorite web pages. If you have your own web site, we are grateful for a link to this site so that we can spread around the news of our awesome rocket kits.

For more information about Apogee Components, the parent company of DynaStar Mid-Power Model Rockets, please visit: <http://www.apogeerockets.com/about.asp>

(Company Web Statement 2012)



Master List for **DynaStar** by Name

Grappler	#05031
Sky Torpedo	#05033
Snarky	#05030

Master List for **DynaStar** by *Number*

#05030	Snarky
#05031	Grappler
#05033	Sky Torpedo

Grappler (#05031)



MODEL NAME: **Grappler**

Also known as:

NUMBER: #05031

Introduced:

Final Year:

Designer:

Type: Sport

Motor Mount: 1x24mm

Recovery: Parachute

Stages: 1

Length: 45.0" (114.3 cm)

Diameter: 2.60" (66 mm)

Span:

Weight: 10.0 oz (283.5 gm)

Mfg. Description: Are you looking for a big rocket that you can launch from just about any small launch field? Then the DynaStar Grappler is the perfect rocket for you.

As you can see from the images here, this rocket is very big. It is 45 inches (114.3 cm) tall, and 2.6 inches (66mm) in diameter. You most certainly will impress the kiddies when you bring this model out to the range, because it is that big. They'll all come running up to you and ask when are you going to launch it; that is a guarantee!

While this rocket is big, it is very light weight. It weighs just 10 ounces (283.5g) empty and well under a pound with a D12-3 engine installed. The reason it is so light is that it is engineered to use thin-wall paper tubes and also uses a brand new BT-80 size plastic nose cone that is also very light for its size.

Even though this rocket is large, that doesn't mean it needs a big field. The rocket flies to about 300 feet on a D12-3 motor. This is a perfect altitude for small fields. Just think how impressive it will be, and how much you'll love being able to bring out a big rocket even on small field. (Apogee 2011 Web Ad)

Editorial Note:

Catalog Liveries



Web Liveries



2008



2011

Face Card(s)

Instruction Header

Also of interest:

Sky Torpedo (#05033)



MODEL NAME: **Sky Torpedo** *Also known as:*

NUMBER: #05033

Introduced:

Final Year:

Designer:

Type: Sport

Motor Mount: 1x24mm

Recovery: Parachute

Stages: 1

Length: 27" (68.58 cm)

Diameter: 2.60" (66 mm)

Span:

Weight: 7.0 oz (198.4 gm)

Mfg. Description: The Sky-Torpedo kit from DynaStar Mid-Power Model Rockets is awesome! What makes it one of my favorites is that it sports awesome graphics designed by Shrox!

Like the other kits from "DynaStar Mid-Power Rockets", the Sky-Torpedo is designed to fly on the less expensive "D" size black-powder rocket motors. And it will give you the same performance as other mid-power kits that require "E" and "F" size composite propellant rocket motors. The lighter weight rockets fly faster and higher.

How do you get the same performance using smaller motors? Simple: the DynaStar brand of rocket kits use thin-wall body tubes, which are significantly lighter. So the rocket doesn't need a big motor just to get it off the launch pad. You'll save money, because you don't necessarily need to buy larger rocket motors! (Apogee 2011 Web Ad)

Editorial Note:

Catalog Liveries



Web Liveries



2010



2011

Face Card(s)

Instruction Header

Also of interest:

Snarky (#05030)



MODEL NAME: **Snarky**

Also known as:

NUMBER: #05030

Introduced:

Final Year:

Designer: Shrox

Type: Pseudo Scale

Motor Mount: 1x24mm

Recovery: Parachute

Stages: 1

Length: 28.5" (72.4 cm)

Diameter: 2.217" (56.3 mm)

Span:

Weight: 6.3 oz (180 gm)

Mfg. Description: The Snarky rocket is a very distinctive rocket kit. It was designed by Shrox, which explains why it has a unique shape. It looks more like an airplane than it does a missile. But don't let that fool you. It is fully rocket-powered, and it is big! This unique combination is definitely something that will get you noticed at your next rocket launch.

The Snarky is designed to look like an Air Force target drone. That means its purpose is to mimic the flight of enemy airplanes, so that the Air Force can practice intercepting it. But this isn't a scale model. We designed it just for kicks, and to show you how much fun you really can have with model rocketry.

The air-scoop on the bottom of the model is just one thing that makes this rocket kit unusual. No other rocket kit has one like this. And it actually helps stabilize the rocket; you'll find that it flies straight as an arrow on every single launch.

Besides the air scoop, the fins are asymmetric. That means they aren't equally spaced around the rocket like they are on other kits. The combination of the scoop and the asymmetric fins, plus the large size of this kit is what makes it stand out amongst all the other rockets at the flying range.

Besides the cool design, the model is accented by lots of colorful pressure-sensitive decals. Without the teeth, this rocket wouldn't look so mean, would it? (Apogee 2011 Web Ad)

Editorial Note:

Catalog Liveries



Web Liveries



2009



2011

Face Card(s)

Instruction Header

Also of interest: DynaStar Snarky Family



Edmonds Aerospace

<http://edmondsaerospace.com/>



About Edmonds

The Rocket Launched Aircraft of the Edmonds Aerospace are designed to let you fly in ways you've never flown before. If you're a new, young modeler, you'll be able to see your very first construction project blast hundreds of feet into the sky with rocket speed, then soar above your head for a minute or more, long enough for you to realize just what you've accomplished with your own two hands.

If you're an experienced modeler, you can fly the massive Thunder series models for a sensation unlike any other in model aviation or model rocketry. If you're the leader of a school or youth group, you can give your students an engrossing afternoon together in the sunshine as they watch each other's handiwork perform, because each flight is a little bit different.

The secret behind these aircraft is the technology of laser cutting. Whenever a model design requires precise angles or part positioning to work, the computer-controlled laser lets me create accurate fits between pieces to guarantee that precision as you build. That means you always end up with a model that doesn't need special adjustment to fly correctly, even if you're a brand new modeler.

(Company Web Statement 2012)



Master List for **Edmonds** by Name

Deltie
Ecee
Ivee
Tinee



Deltie

MODEL NAME: **Deltie** *Also known as:*

NUMBER:

Introduced: 1995

Final Year:

Designer: Robert Edmonds

Type: Glider

Motor Mount: 1x13mm

Recovery: Glide

Stages: 1

Length:

Diameter:

Span: 9"

Weight:

Mfg. Description: These familiar triangles find their homes in the skies over flying fields from New England to San Diego. This 1995 design inaugurated the Edmonds Aerospace standards for mistake-proof beginner-oriented kits with precision wet die-cutting and realistically illustrated instruction sets. Now laser cutting has only made them better. Your students or scouts will love the little triangles, as they give the best performance of any of my beginner's models. The model is a traditional boost glider, with a motor pod and a glider that separates after being carried to altitude. Builders assemble the model and add balancing clay, and they're ready to fly. No other adjustment is required. (Edmonds 2011 Web Ad)

Editorial Note:

Web Liveries





Face Card(s)

Instruction Header

Also of interest: Edmonds Deltie Familie



Ecee

MODEL NAME: **Ecee** *Also known as:*

NUMBER:

Introduced:

Final Year:

Designer: Robert Edmonds

Type: Rocket Glider

Motor Mount: 1x13mm

Recovery: Glide

Stages: 1

Length:

Diameter:

Span: 13.5"

Weight:

Mfg. Description: The Ecee series models give you a sophisticated ride. Ecee gives you a quick introduction to the world of Rocket Glide (R/G) where the model climbs aloft and descends as a single unit. The Ecee uses the Edmonds Canard system for boost, in which the elevator surface on the canard is left to move freely for flight under thrust and coast, but then locked down into position for glide. The regular Ecee uses mini engine power and can be flown on almost any field. (Edmonds 2011 Web Ad)

Editorial Note:

Catalog Liveries

Web Liveries



2011



Face Card(s)

Instruction Header

Also of interest: Edmonds Ecee Family



Ivee

MODEL NAME: **Ivee**

Also known as:

NUMBER:

Introduced:

Final Year:

Designer: Robert Edmonds

Type: Boost Glider

Motor Mount: 1x13mm

Recovery: Streamer/Glide

Stages: 1

Length:

Diameter:

Span:

Weight:

Mfg. Description: DESC

Editorial Note:

Catalog Liveries

Web Liveries

Face Card(s)

Instruction Header

Also of interest: Edmonds Ivee Family



Tinee



MODEL NAME: **Tinee** *Also known as:*

NUMBER:

Introduced:

Final Year:

Designer: Robert Edmonds

Type: Rocket Glider

Motor Mount: 1x13mm

Recovery: Glider

Stages: 1

Length:

Diameter:

Span: 6"

Weight:

Mfg. Description: It's cute and a little bit sporty, but you'll finish assembling your Tinee in less than a half hour, even if you've never built a model before. Thanks to the repeatability of laser cut parts, you can fly Tinee with no adjustments at all. This is the model for your scout troops and school science clubs, as I designed it to be the most mistake-proof and lowest-cost kit that the current state of the art will allow me to produce. Though the flight can fit within a typical school athletic field, students will be delighted by the time that Tinee remains in the air. (Edmonds 2011 Web Ad)

Editorial Note:

Catalog Liveries

Web Liveries



2011




Face Card(s)

Instruction Header

Also of interest:



Enerjet





Master List for **Enerjet** by Name

Aero-Dart	#5182
Aero-Dart	KE-12
Enerjet 1340 Sounding Rocket	#1340

Master List for **Enerjet** by Number

#1340	Enerjet 1340 Sounding Rocket
#5182	Aero-Dart
KE-12	Aero-Dart



Aero-Dart (KE-12 or #5182)

MODEL NAME: **Aero-Dart**

Also known as:

NUMBER:

Introduced: 1972

Final Year: 1976

Designer:

Type: Sport/payload

Motor Mount:

Recovery: Parachute

Stages: 1

Length: 33"

Diameter: 2"

Span:

Weight:



Mfg. Description: The sight of a big model rocket like the Aero-Dart flying over half a mile is an experience you won't want to miss. The big rocket sits on the pad for several seconds as the motor builds up thrust, then leaps into the air and accelerates away at terrific speed. At apogee, the Aero-Dart almost disappears.

The Aero-Dart features a payload capsule with tremendous volume. For heavily instrumented flights or just spectacular flying, the Aero-Dart is your bird. (Enerjet 1972 Catalog)

Catalog Liveries



1972

Web Liveries

Face Card(s)

Also of interest: Centuri Aero-Dart Family

Enerjet 1340 Sounding Rocket (#1340)



MODEL NAME: **Enerjet 1340 Sounding Rocket** *Also known as:* Enerjet 1340, 1340, 1340 Sounding Rocket

NUMBER: #1340

Introduced: 1972

Final Year: 1976

Designer:

Type: Sport, Payload

Motor Mount: 1x29mm

Recovery: Parachute

Stages: 1

Length: 28"

Diameter: 1.34"

Span: 5.8"

Weight: 4.5 oz



Mfg. Description:

Editorial Note:

Catalog Liveries

Web Liveries


Face Card(s)

Instruction Header

Also of interest:



Enertek





Master List for **EnerTek** by Name

Astra 2000	#8819
Initiator	#8814
Strong Arm	#8815



Master List for **EnerTek** by Number

#8814	Initiator
#8815	Strong ARM
#8819	Astra 2000

Astra 2000 (#8819)



MODEL NAME: **Astra 2000**

Also known as:

NUMBER: #8819

Introduced:

Final Year:

Designer: Grant Boyd

Type: Pseudo Scale

Motor Mount: 1x29mm

Recovery: Parachute

Stages: 1

Length: 38"

Diameter: 2.0"

Span:

Weight: 9 oz

Mfg. Description: This single stage kit looks like a two-stage model. It is designed like many of the scientific research vehicles used throughout the world today. The model stands over 38" tall when complete and the decals make it a real attention getter at the flying field.

The kit features molded plastic nose cone and tail section, pre-cut lite-ply fins and strakes, baffle ejections system and parachute recovery. (Enertek 1989 Catalog)

Catalog Liveries



1989

Web Liveries

Face Card(s)

Also of interest: Enertek Astra 2000 Family

3 5 2



Initiator (#8814)

MODEL NAME: **Initiator**

Also known as:

NUMBER: #8814

Introduced:

Final Year:

Designer: Bob Sanford

Type: Sport

Motor Mount: 1x29mm

Recovery: Parachute

Stages: 1

Length: 39"

Diameter: 2.6"

Span:

Weight: 14 oz.

Mfg. Description: Flagship of the Enertek line, this easy to assemble kit should be the first advanced rocketry kit you build. Big pre-cut lite-ply fins are part of the "positive" fin alignment system that assures you will get the fins on straight. The ejection baffle system keeps the big 30" fabric parachute from burning. Large colorful easy to apply self adhesive decals finish the kit.

This is the kit you should start with! Can be flown with E, F and G motors. (Enertek Catalog 891)

Editorial Note: This kit later became the Aerotech Initiator

Catalog Liveries



1989



Web Liveries

Face Card(s)

Instruction Header

Also of interest: Enertek Initiator Family



Strong ARM (#8815)

MODEL NAME: **Strong ARM** *Also known as:*

NUMBER: #8815

Introduced:

Final Year:

Designer: Bob Sanford

Type: Pseudo scale

Motor Mount: 1x29mm

Recovery: Parachute

Stages: 1

Length: 42"

Diameter: 2.5"

Span:

Weight: 16 oz:

Mfg. Description: This scale-like model is styled after the real military Standard ARM missile. Standing over 42" tall, this rocket is an attention grabber. The kit features all pre-cut parts and a molded nose cone and tail section to make assembly easy. After you build this kit you'll want to finish it with the big detailed decal sheet that really makes the model. Impressive scale-like flights are what you'll get with E, F & G motors. (Entertek 1989 Catalog)

Editorial Note: This model became the Aerotech Strong ARM

Catalog Liveries



1989



Web Liveries

Face Card(s)

Instruction Header

Also of interest: Enertek Strong ARM Family



Estes Industries

<http://www.estesrockets.com>





About Estes

Estes-Cox History Estes Industries was founded in 1958 in Denver, Colorado. Vern Estes developed a machine that mass-produced solid propellant model rocket engines.

This invention gave people a consistent and reliable way to launch model rockets. Later, the company branched out into the mass production of balsa nose cones and adapters for model rockets. Estes® began selling model rockets by mail in 1960.

The company was moved in 1961 to a 77-acre tract of land on the outskirts of Penrose, Colorado. Rapid growth followed and soon Penrose became known as the “Model Rocket Capital of the World”. Estes Industries has grown to be the leading manufacturer of model rocket kits, engines and accessories in the world. COX® joined the Estes family of products in 1996.

For over 50 years, COX has been the choice of millions of families getting started in model airplane flying. COX products are designed for first time users who want the best start to a flying adventure and for more advanced fliers. Experience the magic of flying with COX Free Flying, Control Line or Radio Control aircraft. In January 2010, the Estes-Cox Corporation was purchased by Hobbico, a 100% Employee-Owned Corporation based in Champaign, Illinois, and will continue operations in Penrose, Colorado.

Industry leaders in their fields, Estes and COX will continue to turn kids and adults on to flight with innovative new products that will go **FASTER, FURTHER AND HIGHER.**

(Company Web Statement 2011)



Master List for Estes by Name

220 Swift	#0810	
36 D Squared	#2119	
Aero-Fin	#1390	
Aero-Hi	#0817	
Airborne Surveillance Missile	#0867	
Alien Invader	#1281	
Alien Invader	#3003	
Alien Space Probe	#2038	
Alien Space Probe	#7502	<i>Limited Offer</i>
(Astron) Alpha	#1225	
(Aston) Alpha	K-25	
Alpha II	#1421	
Alpha II	EK-25	
(Astron) Alpha III	#1256	
(Astron) Alpha III	K-56	
(Astron) Alpha IV	#1258	
(Astron) Andromeda	#1273	
(Astron) Andromeda	K-73	
(Astron) Apogee II	#1205	
(Astron) Apogee II	K-5	
ARCAS	#1226	
ARCAS	K-26	
Attack Craft Orion	#1374	
Baby Bertha	#1261	
Bandit	#1248	
Bandit	K-48	
(The) Bat	#1362	
(Astron) Big Bertha	#1223	
(Astron) Big Bertha	K-23	
Big Bertha	#1948	
Big Daddy	#2162	
Big Dawg	#2151	
Big Yank	#0868	<i>Mini Brute</i>
(Astron) Birdie	#1244	
(Astron) Birdie	K-44	
Birdie	#0844	<i>Mini Brute</i>
Birdie	TK-44	<i>Mini Brute</i>
Black Brant II	#1958	
Black Hole Space Probe	#1350	<i>The Black Hole</i>
Blazer	#1956	
Blue Bird Zero	#1335	
Bomarc	#0654	
Bomarc	#0657	
Bomarc	KC-5	



Bull Pup 12D	#1972	
Bull Pup 12D	#7000	
CC Express	#1302	
Cajun	#2028	
Canadian Arrow	#2188	<i>X-Prize</i>
(Astron) Cherokee D	#1247	
(Astron) Cherokee D	K-47	
Chuter Two	#3009	<i>Centuri Reissue</i>
(Astron) Cobra	#1210	
(Astron) Cobra	K-10	
Cobra 1500	#1294	
Colonial Viper	#1310	<i>Battlestar Galactica</i>
Comanche 3	#1382	
Comet Chaser	#3202	
Condor	#0807	<i>Mini Brute</i>
Corkscrew	#2114	
Cosmic Explorer	#3009	
Cosmos Mariner	#2190	<i>X-Prize</i>
Courier	#1911	
Crossbow SST	#3207	
Crossfire ISX	#1469	<i>Tandem-X Launch Set</i>
Crusader Swing Wing Glider	#1961	
Customizer	#1500	
D.A.R.T.	#1981	
D-Region Tomahawk	#1944	
D-Region Tomahawk	#2037	
Dark Star	#2045	
Death Star	#2143	<i>Star Wars</i>
Deep Space Transport	#2034	
Defender	#1924	
Delta Clipper	#2067	
Delta Star	#1322	
Der Big Red Max	#1403	<i>Starter Set</i>
Der Big Red Max	#1977	
Der Red Max	#0651	
Der Red Max	KC-2	
Dragon Ship 7	#1345	
EAC Viper	#0820	
Explorer Aquarius	#2016	
Execution	#1951	
(Astron) Falcon	#1213	
(Astron) Falcon	K-13	
(Astron) Farside	#1212	
(Astron) Farside	K-12	
(Astron) Farside X	#1261	
(Astron) Farside X	K-12X	
Fat Boy	#1273	<i>Launchables</i>



Fat Boy	#2139	
Gauchite	#0809	<i>X-Prize</i>
Geo Sat LV	#1977	
Gemini DC	#2136	
Gemini-Titan	#1221	
Gemini-Titan	K-21	
Gemini Titan	#1978	
Goblin	#1255	
Goblin	K-55	
Guardian	#2179	
(Astron) Gyroc	#1224	
(Astron) Gyroc	K-24	
Hawkeye	#0873	
Hercules	#1377	
Hi-Flier	#2178	
Honest John	#1227	
Honest John	#1919	
Honest John	K-27	
(Maxi) Honest John	#2166	<i>Maxi Brute, Reissue</i>
Hornet	#0804	<i>Mini Brute</i>
Hornet	#3037	<i>Centuri Reissue</i>
Hornet	TK-4	<i>Mini Brute</i>
Icarus	#1277	
Icarus	K-77	
Interceptor	#1250	
Interceptor	K-50	
Interceptor E	#1350	
Javelin	#0815	<i>Mini Brute</i>
Jayhawk	#2085	<i>Pro Series</i>
Little Joe II	#0892	
Little John	#0819	<i>Mini Brute</i>
Long Tom	#3016	<i>Centuri Reissue</i>
Lucky Seven	#0807	<i>X-Prize</i>
Mach-2	#1379	
Magician	#2440	
Magnum	#2032	
(Astron) Mark	#1202	
(Astron) Mark	K-2	
(Astron) Mark II	#1202	
(Astron) Mark II	K-2A	
Mars Lander	#1243	
Mars Lander	K-43	
Mars Snooper	#1220	
Mars Snooper	#2063	<i>Collector's Series</i>
Mars Snooper	K-20	
Mars Snooper II	#1220	
Mars Snooper II	K-20	



Maxi Alpha	#1291	<i>Maxi Brute</i>
Maxi Alpha 3	#1321	
Maxi Alpha 3	#1903	
Maxi Honest John	#1269	<i>Maxi Brute</i>
Maxi Streak	#1387	
Maxi V-2	#1267	<i>Maxi Brute</i>
Maxi V-2	K-67	<i>Maxi Brute</i>
Mean Machine	#1295	
Mega Mosquito	#1335	
Menace	#2173	
Mercury Atlas	#2111	
Mercury Redstone	#1241	
Mercury Redstone	#1921	
Mercury Redstone	K-41	
Metalizer	#2168	
Micron	#0876	
Midget	#0840	<i>Mini Brute</i>
(Astron) Midget	#1240	
(Astron) Midget	K-40	
Midget	TK-40	<i>Mini Brute</i>
Mini Bertha	#0803	<i>Mini Brute</i>
Mini Bertha	TK-3	<i>Mini Brute</i>
Mini Bomarc	#0805	<i>Mini Brute</i>
Mini Bomarc	TK-5	<i>Mini Brute</i>
Mini Cobra	#0898	
Mini Honest John	#2446	
Mini Max	#2445	
Mini Mean Machine	#0865	<i>Mini Brute</i>
Mk-109 Stingray	#1232	<i>Launchables</i>
Mk-109 Stingray	#2131	
Monarch	#2172	
Monarch	#7214	
Mongoose	#2092	
Mosquito	#0801	<i>Mini Brute</i>
Mosquito	#1335	
Mosquito	TK-1	<i>Mini Brute</i>
National Aerospace Plane	#2037	
Nemesis	#2175	
Nike Apache	#1957	
Nike-X	#1270	
Nike-X	K-70	
Nova Payloader	#1960	
Odyssey	#1289	
Optima	#2935	
Orbital Transport	#1242	
Orbital Transport	K-42	
Payloader II	#3022	<i>Centuri Reissue</i>



(Astron) Ranger	#1206	
(Astron) Ranger	K-6	
(Naboo) Royal Starship	#1830	<i>Star Wars</i>
Satellite Interceptor	#1296	
Satellite Interceptor	#3027	
Saturn 1B	#1229	
Saturn 1B	#2048	
Saturn 1B	K-29	
Saturn V	#1236	<i>Maxi Brute</i>
Saturn V	#2001	
Saturn V	#2157	
Saturn V	K-36	
Semi-Scale Saturn V	#1239	
Semi-Scale Saturn V	K-39	
Shadow	#2094	
Star Trooper	#3031	<i>Centuri Reissue</i>
(Astron) Streak	#1204	
(Astron) Streak	K-4	
Super Alpha	#3216	
Super Big Bertha	#2018	
Super Big Bertha	#2165	
V-2	#1926	



Master List for Estes by Number

#0651	Der Red Max	
#0654	Bomarc	
#0657	Bomarc	
#0801	Mosquito	<i>Mini Brute</i>
#0803	Mini Bertha	<i>Mini Brute</i>
#0804	Hornet	<i>Mini Brute</i>
#0805	Mini Bomarc	<i>Mini Brute</i>
#0807	Condor	<i>Mini Brute</i>
#0807	Lucky Seven	<i>X-Prize</i>
#0809	Gauchito	<i>X-Prize</i>
#0810	220 Swift	
#0815	Javelin	<i>Mini Brute</i>
#0817	Aero-Hi	
#0819	Little John	<i>Mini Brute</i>
#0820	EAC Viper	
#0840	Midget	<i>Mini Brute</i>
#0844	Birdie	<i>Mini Brute</i>
#0865	Mini Mean Machine	<i>Mini Brute</i>
#0867	Airborne Surveillance Missile	
#0868	Big Yank	<i>Mini Brute</i>
#0873	Hawkeye	
#0876	Micron	
#0892	Little Joe II	
#0898	Mini Cobra	
#1202	(Astron) Mark	
#1202	(Astron) Mark II	
#1204	(Astron) Streak	
#1205	(Astron) Apogee II	
#1206	(Astron) Ranger	
#1210	(Astron) Cobra	
#1212	(Astron) Farside	
#1213	(Astron) Falcon	
#1220	Mars Snooper	
#1220	Mars Snooper II	
#1221	Gemini-Titan	
#1223	(Astron) Big Bertha	
#1224	(Astron) Gyroc	
#1225	(Astron) Alpha	
#1226	ARCAS	
#1227	Honest John	
#1229	Saturn 1B	
#1232	Mk-109 Stingray	<i>Launchables</i>
#1236	Saturn V	<i>Maxi Brute</i>
#1239	Semi-Scale Saturn V	



#1240	(Astron) Midget	
#1242	Orbital Transport	
#1241	Mercury Redstone	
#1243	Mars Lander	
#1244	(Astron) Birdie	
#1247	(Astron) Cherokee D	
#1248	Bandit	
#1250	Interceptor	
#1255	(Astron) Goblin	
#1256	(Astron) Alpha III	
#1258	(Astron) Alpha IV	
#1261	Baby Bertha	
#1261	(Astron) Farside X	
#1267	Maxi V-2	<i>Maxi Brute</i>
#1269	Maxi Honest John	<i>Maxi Brute</i>
#1270	Nike-X	
#1273	(Astron) Andromeda	
#1273	Fat Boy	<i>Launchables</i>
#1277	Icarus	
#1281	Alien Invader	
#1289	Odessey	
#1291	Maxi Alpha	
#1294	Cobra 1500	
#1295	Mean Machine	
#1296	Satellite Interceptor	
#1302	CC Express	
#1310	Colonial Viper	<i>Battlestar Galactica</i>
#1321	Maxi Alpha 3	
#1322	Delta Star	
#1335	Blue Bird Zero	
#1335	Mega Mosquito	
#1335	Mosquito	
#1345	Dragon Ship 7	
#1350	Black Hole Space Probe	<i>The Black Hole</i>
#1350	Interceptor E	
#1362	(The) Bat	
#1374	Attack Craft Orion	
#1377	Hercules	
#1379	Mach-2	
#1382	Comanche 3	
#1387	Maxi Streak	
#1390	Aero-Fin	
#1403	Der Big Red Max	<i>Starter Set</i>
#1421	Alpha II	
#1469	Crossfire ISX	<i>Tandem-X Launch Set</i>
#1500	Customizer	
#1830	(Naboo) Royal Starship	<i>Star Wars</i>



#1903	Maxi Alpha 3
#1911	Courier
#1919	Honest John
#1921	Mercury Redstone
#1924	Defender
#1926	V-2
#1944	D-Region Tomahawk
#1948	Big Bertha
#1951	Executioner
#1956	Blazer
#1957	Nike Apache
#1958	Black Brant II
#1960	Nova Payloader
#1961	Crusader Swing Wing Glider
#1972	Bull Pup 12D
#1977	Der Big Red Max
#1977	Geo Sat LV
#1978	Gemini Titan
#1981	D.A.R.T.
#2001	Saturn V
#2016	Explorer Aquarius
#2018	Super Big Bertha
#2028	Cajun
#2032	Magnum
#2034	Deep Space Transport
#2035	Optima
#2037	D-Region Tomahawk
#2037	Nastional Aerospace Plane
#2038	Alien Space Probe
#2045	Dark Star
#2048	Saturn 1B
#2063	Mars Snooper
#2067	Delta Clipper
#2085	Jayhawk
#2092	Mongoose
#2094	Shadow
#2111	Mercury Atlas
#2114	Corkscrew
#2119	36 D Squared
#2131	Mk-109 Stingray
#2136	Gemini DC
#2139	Fat Boy
#2143	Death Star
#2151	Big Dawg
#2157	Saturn V
#2162	Big Daddy
#2165	Super Big Bertha

Collector's Series

Pro Series

Star Wars



#2166	(Maxi) Honest John	<i>Maxi Brute, Reissue</i>
#2168	Metalizer	
#2172	Monarch	
#2173	Menace	
#2175	Nemesis	
#2178	Hi-Flier	
#2179	Guardian	
#2188	Canadian Arrow	<i>X-Prize</i>
#2190	Cosmos Explorer	<i>X-Prize</i>
#2440	Magician	
#2445	Mini Max	
#2446	Mini Honest John	
#3003	Alien Invader	
#3009	Chuter Two	<i>Centuri Reissue</i>
#3009	Cosmic Explorer	
#3016	Long Tom	<i>Centuri Reissue</i>
#3022	Payloader II	<i>Centuri Reissue</i>
#3027	Satellite Interceptor	
#3031	Star Trooper	<i>Centuri Reissue</i>
#3037	Hornet	<i>Centuri Reissue</i>
#3202	Comet Chaser	
#3207	Crossbow SST	
#3216	Super Alpha	
#7000	Bull Pup 12D	
#7214	Monarch	
#7502	Alien Space Probe	<i>Limited Offer</i>
EK-25	Alpha II	
K-2	(Astron) Mark	
K-2A	(Astron) Mark II	
K-4	(Astron) Streak	
K-5	(Astron) Apogee II	
K-6	(Astron) Ranger	
K-10	(Astron) Cobra	
K-12	(Astron) Farside	
K-12X	(Astron) Farside X	
K-13	(Astron) Falcon	
K-20	Mars Snooper	
K-20	Mars Snooper II	
K-21	Gemini-Titan	
K-23	(Astron) Big Bertha	
K-24	(Astron) Gyroc	
K-25	(Astron) Alpha	
K-27	Honest John	
K-29	Saturn 1B	
K-36	Saturn V	<i>Maxi Brute</i>



K-39	Semi-Scale Saturn V
K-26	ARCAS
K-40	(Astron) Midget
K-41	Mercury Redstone
K-42	Orbital Transport
K-43	Mars Lander
K-44	(Astron) Birdie
K-47	(Astron) Cherokee D
K-48	Bandit
K-50	Interceptor
K-55	(Astron) Goblin
K-56	(Astron) Alpha III
K-67	Maxi V-2
K-70	Nike-X
K-73	(Astron) Andromeda
K-77	Icarus

Maxi Brute

KC-2	Der Red Max
KC-5	Bomarc

TK-1	Mosquito
TK-3	Mini Bertha
TK-4	Hornet
TK-5	Mini Bomarc
TK-40	Midget
TK-44	Birdie

Mini Brute

Mini Brute

Mini Brute

Mini Brute

Mini Brute

Mini Brute



220 Swift (#0810)

MODEL NAME: **220 Swift**

Also known as:

NUMBER: #0810

Introduced: 2004

Final Year:

Designer:

Type: Sport

Motor Mount: 1x13mm

Recovery: Tumble

Stages: 1

Length: 4.5"

Diameter: 0.54"

Span:

Weight: 0.094 oz

Mfg. Description: This fun and easy to build "itty-bitty" rocket really scoots through the sky. The 220 Swift is sleek and launches on mini-engines then tumbles back to earth. (Estes 2004 Catalog)

Editorial Note:

Catalog Liveries



2004



2005



2006



2007



2010

Web Liveries



2011

Face Card(s)





36 D Squared (#2119)



MODEL NAME: **36 D Squared** *Also known as:*

NUMBER: #2119

Introduced: 2006

Final Year: 2009

Designer:

Type: Sport, Cluster, Payload

Motor Mount: 2x24mm

Recovery: Parachute

Stages: 1

Length: 36"

Diameter: 2.217"

Span:

Weight: 5.7 oz



Mfg. Description: What a beauty! This is the one you've been dreaming about. It's got the full package. Sleek, yet full body design, a payload section, laser cut fins and water slide decals. The rocket launches on two Estes D sized model rocket engines and is recovered by a large 24" parachute. (Estes 2006 Catalog)

Catalog Liveries



2006



2007



2008



Web Liveries

Face Card(s)

Instruction Header



Also of interest:

Aero-Fin (#1390)



MODEL NAME: **Aero-Fin**

Also known as:

NUMBER: #1390

Introduced: 1983

Final Year: 1985

Designer:

Type: Sport

Motor Mount: 1x18mm

Recovery: Streamer

Stages: 1

Length: 11.62"

Diameter: 0.736"

Span:

Weight: 0.53 oz

Out
Of
Production

Mfg. Description: Unique five fin design. Flights over 1200' with 18" streamer recovery. (Estes 1983 Catalog)

Catalog Liveries



1984



1985



Face Card(s)



Also of interest:

Aero-Hi (#0817)



MODEL NAME: **Aero-Hi**

Also known as:

N UMBER: #0817

Introduced: 1973

Final Year: 1975

Designer:

Type: Pseudo Scale

Motor Mount: 1x13mm

Recovery: Parachute

Stages: 1

Length: 11.6"

Diameter: 0.736"

Span:

Weight: 0.75 oz



Mfg. Description: A sounding rocket vehicle of scale-like appearance. High performance design with realistic decor. Features fin strap-on and payload coupler decals, ogive nose cone. (Estes 1973 Catalog)

Catalog Liveries



1973

Web Liveries

Face Card(s)

Also of interest:



Airborn Surveillance Missile (#0867)

MODEL NAME: **Airborn Surveillance Missile**

Also known as:

NUMBER: #0867

Introduced: 1983

Final Year: 1985

Designer:

Type: Pseudo Scale

Motor Mount: 1x13mm

Recovery: Streamer

Stages: 1

Length: 11.4"

Diameter: 0.976"

Span:

Weight: 0.71 oz



Mfg. Description: Unique scale-like appearance and a challenging build. (Estes 1983 Catalog)

Catalog Liveries



1983



1984

Web Liveries

Face Card(s)

Also of interest:

Alien Invader (#1281)



MODEL NAME: **Alien Invader** *Also known as:*

NUMBER: #1281

Introduced: 1976

Final Year: 1981

Designer: Wayne Kellner

Type: Exotic

Motor Mount: 1x18mm

Recovery: Parachute

Stages: 1

Length: 20.5"

Diameter: 0.976"

Span:

Weight: 1.62 oz



Mfg. Description: By computer enhancement of declassified portions of sensor readings, Estes engineers have produced a replica of the Alien Invader spacecraft. Available data indicates alien spacecraft capable of limited atmospheric operations. Precise crew complement, internal features and weaponry not determined from sensor data secured by Rigel IV outpost before aliens disengaged and fled. Your model includes a plastic forward command hull, engine engineering section, and outboard atmospheric propulsion units. Kit is complete with die-cut balsa parts, quick release engine mount, 12" chute and unusual battle insignia decals. (Estes 1976 Catalog)

Catalog Liveries



1976



1977

Web Liveries

Face Card(s)

Also of interest:

378



Alien Invader (#3003)

MODEL NAME: **Alien Invader** *Also known as:*

NUMBER: #3003

Introduced: 2010

Final Year:

Designer:

Type: Exotic, Reissue

Motor Mount: 1x18

Recovery: Parachute

Stages: 1

Length: 20.2 in. (51.3 cm)

Diameter: 0.98 in. (25 mm)

Span:

Weight: 2.4 oz. (25 g)

Mfg. Description: The Alien Invader is yet another great rocket from days gone by. Another great addition to our Classic Series line, this rocket is a must-have for all serious rocketeers! Estes is once again proud to reintroduce you to another Classic!

A high quality plastic nose cone, laser cut wood fins and waterslide decals mimic the original kit. Any changes Estes made only enhanced this classic kit. (Estes 2011 Web Ad)

Catalog Liveries





Web Liveries



Face Card(s)



Also of interest: Estes Alien Invader (#1281)



Alien Space Probe (#2038)

MODEL NAME:

Alien Space Probe

Also known as:

NUMBER: #2038

Introduced: 1990

Final Year: 1992

Designer:

Type: Exotic

Motor Mount: 1x18mm

Recovery: Parachute

Stages: 1

Length: 17.75"

Diameter: 2.6"

Span:

Weight: 3.51 oz



Mfg. Description: Designed to resemble a landing craft used in the exploration of planets, moons, and asteroids, this rocket delivers excitement! Fly it to heights of 525 feet and watch it return to earth with an 18" parachute recovery system. (Estes 1990 Catalog)

Catalog Liveries



1990



1991

Face Card(s)



Also of interest:

Alien Space Probe (#7502)



MODEL NAME: **Alien Space Probe**

Also known as: Special Offer Space Probe

NUMBER: #7502

Introduced: 1992

Final Year: 1992

Designer:

Type: Exotic

Motor Mount: 1x18mm

Recovery: Parachute

Stages: 1

Length: 17.75"

Diameter: 2.6"

Span:

Weight: 3.51 oz



Mfg. Description:

Catalog Liveries



1992

Web Liveries

Face Card(s)

Note: Available only as part of a special offer in the 1992 catalog.

Also of interest:



(Astron) Alpha (K-25 or #1225)

MODEL NAME: **Astron Alpha** *Also known as: Alpha*

NUMBER: K-25 or #1225

Introduced: 1966

Final Year:

Designer: Bill Simon

Type: Sport

Motor Mount: 1x18mm

Recovery: Parachute

Stages: 1

Length: 12.3 in. (31.2 cm)

Diameter: 0.98 in. (25 mm)

Span:

Weight: 0.8 oz. (23 g)

Mfg. Description: When a rocket has been sold to millions of model rocketeers for over three decades, there has to be a reason. With its high quality components, easy assembly and reliable performance, the Estes Alpha has become the all time leading entry level rocket!

With a rocket this well known you are bound to get compliments from fellow rocketeers on choosing such a thoroughbred. The Alpha is a classic Skill Level 1 kit that includes a one piece body tube, laser cut wood fins and an aerodynamic nose cone that completes the sleek look.

Building this speed merchant takes about an afternoon and flying is just as easy and enjoyable as building this classic. When powered with a C engine, the rocket can reach cloud topping altitudes of 1,000 feet. Recovery of this aerodynamic wonder is accomplished with a colorful 12 inch preassembled parachute.

Its suggested color scheme and classy red, white and blue decals are as American as you can get. You'll feel patriotic building this sleek and colorful rocket as well as flying it. Get an Alpha and start flying today! (Estes 2011 Web Ad)

Catalog Liveries



1967



1968



1969



1970



1971



1972



1973



1975



1977



1981



1982



1983



1985



1991



1993



1995



1998



2003



2004



2005



2006



2007



2008



2010

Web Liveries

Face Card(s)



(Astron) Alpha II (EK-25 or #1421)



MODEL NAME: **Astron Alpha II**

Also known as: Alpha II

NUMBER: EK-25 or #1421

Introduced:

Final Year:

Designer:

Type: Sport, Educational

Motor Mount: 1x18mm

Recovery: Parachute

Stages:

Length:

Diameter:

Span:

Weight:

Mfg. Description:

Catalog Liveries

Web Liveries

Face Card(s)



Also of interest:



(Astron) Alpha III (K-56 or #1256)

MODEL NAME: **Astron Alpha III**

Also known as: Alpha III

NUMBER: K-56 or #1256

Introduced: 1971

Final Year:

Designer: Mike Dorffler

Type: Sport

Motor Mount: 1x18mm

Recovery: Parachute

Stages: 1

Length: 12.25"

Diameter: 0.976"

Span:


Weight: 1.2 oz

Mfg. Description: Just like the Alpha except it's easier to assemble and fly! Plastic nose cone and fins. (Estes 1971 Catalog)

Catalog Liveries



1971



1973



1975



1978



1981



1982



1983



1985



1986



1989



1992



1993



1995



1998




2002



2003




2004



2005



2006



2007



2008



2010


Web Liveries



2011



Face Card(s)



Also of interest: Estes Alpha, Alpha II, Alpha IV



(Astron) Alpha IV (#1258)

MODEL NAME: **Astron Alpha IV**

Also known as: Alpha IV

NUMBER: #1258

Introduced: 1998

Final Year: 1998

Designer:

Type: Sport, Commemorative

Motor Mount: 1x18mm

Recovery: Parachute

Stages: 1

Length:

Diameter:

Span:

Weight:

Mfg. Description:

Web Liveries



Face Card(s)



Out
Of
Production

(Astron) Andromeda (K-73 or #1273)



MODEL NAME: **Astron Andromeda** *Also known as: Andromeda, U.S.S. Andromeda*

NUMBER: K-73 or #1273

Introduced: 1975

Final Year: 1982

Designer: Wayne Kellner

Type: Exotic

Motor Mount: 1x18mm

Recovery: Parachute

Stages: 1

Length: 43.3"

Diameter: 0.736"

Span: 11.8"

Weight: 3.0 oz



Mfg. Description: Designed for journeys to distant planets this incredible "Starship of the Future" will be an outstanding addition to your model rocket collection. Performing interplanetary missions within the galaxy, our engineers' conception of the actual ship features simulated hybrid fission ion propulsion engines, forward crew module and colorful mission decor. This beauty is over 43" long and represents a unique entry to our own Starship Fleet. Kit features include die-cut parts, highly detailed decals and quick release engine mount. Andromeda's flights are of course most spectacular, especially with giant 18" chute recovery. (Estes 1975 Catalog)

Catalog Liveries



1975



1977



1981



Web Liveries

Face Card(s)



Also of interest:

(Astron) Apogee II (K-5 or #1205)



MODEL NAME: **Astron Apogee II**

Also known as: Apogee II

NUMBER: K-5 or #1205

Introduced: 1963

Final Year: 1981

Designer: Bill Simon

Type: Sport, Payload, 2 Stage

Motor Mount: 1x18mm/1x18mm

Recovery: Tumble/Parachute

Stages: 2

Length: 12.2"

Diameter: 0.736"

Span:

Weight: 0.55 oz



Mfg. Description: High performance two stage rocket. The Astron Apogee is the first two stage kit designed specifically for payload research. Kit comes with large capacity transparent payload compartment! Now you can launch payloads to high altitudes and observe the condition of the payload without removing it from the rocket. Excellent for use with science fair projects. The Astron Apogee gives thrilling performance because of its superior aerodynamic form and extremely light weight - - only 1/2 ounce with booster, payload section and parachute in place. The Astron Apogee kit comes complete with parachute, payload section, and full instructions for assembly and flight. May be flown either with or without payload section. (Estes 1963 Catalog)

Catalog Liveries



1963



1964



1966



1967



1968



1969



1970



1971



1972



1973



1975



1977



1981



Web Liveries

Face Card(s)



Also of interest:



Attack Craft Orion (#1374)

MODEL NAME: **Attack Craft Orion**

Also known as:

NUMBER: #1374

Introduced: 1982

Final Year: 1984

Designer:

Type: Exotic

Motor Mount: 1x18mm

Recovery: Parachute

Stages: 1

Length: 12.3"

Diameter: 0.976"

Span:

Weight: 1041 oz

Out
Of
Production

Mfg. Description: Unique design for dramatic space fighter of the future with quad mounted laser cannons in nose and dual fusion reaction engines. Flies to over 1300 feet with C engine. (Estes 1982 Catalog)

Catalog Liveries



1982



1983



1984



Web Liveries

Face Card(s)



Also of interest:



Baby Bertha (#1261)

MODEL NAME: **Baby Bertha** *Also known as:*

NUMBER: #1261

Introduced: 2002

Final Year:

Designer:

Type: Sport

Motor Mount: 1x18mm

Recovery: Parachute

Stages: 1

Length: 12.75 in. (32.4 cm)

Diameter: 1.64 in. (42 mm)

Span:

Weight: 2.1 oz. (58.2 g)

Mfg. Description: The Baby Bertha is a half-sized version of one of Estes' most popular rockets, the Big Bertha. We took the great looks of the original design and shrunk it down to just under 13 inches making it an ideal Skill Level 1 building experience. The result of this engineering effort is a sky grabbing, high performance mini version of its bigger cousin, but in a smaller and easier to build model rocket.

The Estes Baby Bertha is a Skill Level 1 kit, which requires assembly and can be built and finished in just a few hours. You can paint this high flying rocket like the package or create your own Go Wild design! The kit features the distinctive looking laser cut wood fins, a blow molded nose cone and easy to apply self-stick decals. When powered with standard C engines, it can streak to over 575 feet and is easily recovered with the aid of a colorful 12 inch preassembled parachute.

Complete your set of Berthas with the addition of this mini missile today! (Estes 2011 Web Ad)

Catalog Liveries



2002



2003



2004



2005



2006



2007



2008



2010

Web Liveries



2011

Face Card(s)



Also of interest: Estes Big Bertha

4 0 0



Bandit (K-48 or #1248)

MODEL NAME: **Bandit**

Also known as:

NUMBER: K-48 or #1248

Introduced: 1970

Final Year: 1982

Designer:

Type: Sport, Pseudo Scale

Motor Mount: 1x18mm

Recovery: Parachute

Stages: 1

Length: 25.75"

Diameter: 1.325"

Span:

Weight: 2.6 oz




Mfg. Description: Features a new Ejection Ducting System so there's no need for recovery wadding. The Bandit has military rocket styling. The advanced recovery system will further your knowledge of model rocketry techniques. (Estes 1972 Catalog)

Catalog Liveries



1972



1973



1975



1977



1981

Web Liveries

Face Card(s)



Also of interest:



The Bat (#1362)

MODEL NAME: **The Bat**

Also known as:

NUMBER: #1362

Introduced: 1981

Final Year: 1984

Designer:

Type: Sport

Motor Mount: 1x18mm

Recovery: Streamer

Stages: 1

Length: 16.63"

Diameter: 0.976"

Span:

Weight: 0.92 oz



Mfg. Description: Unique sport model with far-out "BAT" decor. Easy to build. Delivers great flights to over 1,000 feet and returns via 90" long streamer. (Estes 1981 Catalog)

Catalog Liveries



1981



1983

Web Liveries

Face Card(s)

Also of interest:

(Astron) Big Bertha (K-23 or #1223)



MODEL NAME: **Astron Big Bertha**

Also known as: Big Bertha

NUMBER: K-23 or #1223

Introduced: 1965

Final Year: 1985

Designer: Vern Estes

Type: Sport

Motor Mount: 1x18mm

Recovery: Parachute

Stages: 1

Length: 24"

Diameter: 1.6"

Span:

Weight: 2.25 oz



Mfg. Description: Easy-to-build, reliable and impressive in flight, Big Bertha is an ideal model for demonstration flights. Features a slow, realistic takeoff that fascinates spectators. This is the model shown in action on the inside front and back covers. Big 18" chute gives slow descent and gentle landings. Kit comes complete with all parts and easy to follow instructions (but no engines). (Estes 1966 Catalog)

Catalog Liveries



1966



1967




1968



1969



1971



1973



1975



1978



1981



1983



1985

Face Card(s)



Also of interest:

Big Bertha (#1948)



MODEL NAME: **Big Bertha**

Also known as:

NUMBER: #1948

Introduced: 1986

Final Year:

Designer: Vern Estes

Type: Sport

Motor Mount: 1x18mm

Recovery: Parachute

Stages: 1

Length: 24 in. (61 cm)

Diameter: 1.64 in. (42 mm)

Span:

Weight: 2.5 oz. (71 g)

Mfg. Description: Big Bertha is an Estes original! Big, burly, black and beautiful perfectly describes this classic. She's an all around Estes favorite that has truly withstood the test of time. Over the decades, Big Bertha has been most modelers' first big build. While standing on its massive fins, this big black rocket checks in at an impressive 2 feet tall. If you've never flown a Bertha, get one and launch it. Once you've flown it, you'll take it to every launch!

The Big Bertha gives you a slow, realistic liftoff. What a thrill it is to watch! Propelled by powerful standard Estes engines, this beauty travels to 500 feet and comes back to earth with a decorated 18 inch parachute. Quality Estes body tubes, laser cut wood fins, molded plastic nose cone and easy to apply self-stick decals make for an afternoon of building enjoyment. In one afternoon your Bertha is ready for an exciting time at the launch field! (Estes 2011 Web Ad)

Catalog Liveries



1986



1992



1993



1995



1998



2002



2003



2004



2005



2006



2007



2008



2010



Web Liveries



2011

Face Card(s)



Also of interest:



Big Daddy (#2162)

MODEL NAME: Big Daddy

Also known as:

NUMBER: #2162

Introduced: 1998

Final Year:

Designer:

Type: Sport

Motor Mount: 1x24mm

Recovery: Parachute

Stages: 1

Length: 19 in. (48.3 cm)

Diameter: 3 in. (76 cm)

Span:

Weight: 5.3 oz. (150.3 g)




Mfg. Description: BIG is better! Well in most things - big is better. Using Estes E engines, this highly streamlined rocket can reach a cloud topping 900 feet. If you prefer to keep it suborbital, it will also fly extremely well on C11 engines or D engines! Either way, this extreme rocket is returned safely on a colorful 24 inch preassembled parachute.

Standing just under 20 inches tall and having a Big Daddy waist size of 3 inches, This high powered bullet is built to handle all the power you can stuff into the motor tube.

Experience in model building and finishing is necessary to build this big guy, but the end result is worth the effort. (Estes 2011 Web Ad)

Catalog Liveries




2002



2003



2004



2006



2007



2008



2010

Web Liveries



2011

Face Card(s)



Also of interest: Estes Big Daddy Family



Big Dawg (#2151)

MODEL NAME: **Big Dawg**

Also known as:

NUMBER: #2151

Introduced: 1998

Final Year: 2000

Designer:

Type: Sport

Motor Mount: 1x18mm

Recovery: Parachute

Stages: 1

Length: 12.8"

Diameter: 1.33"

Span:

Weight: 1.6 oz



Mfg. Description: This bulldog of a rocket has a slotted body tube for precise fin alignment and strong fin/tube joints. It comes with cool junkyard dog looking self-adhesive decals and die cut fins. It's built tough to keep flying over and over. A fun sport flyer that soars over 700 feet high! (Estes 1998 Catalog)

Catalog Liveries



1998

Face Card(s)



Also of interest:

Big Yank (#0868)



MODEL NAME: **Big Yank**

Also known as:

NUMBER: #0868

Introduced: 1984

Final Year: 1986

Designer:

Type: Sport

Motor Mount: 1x13mm

Recovery: Streamer

Stages: 1

Length: 26.5"

Diameter: 0.736"

Span:

Weight: 0.92 oz



Mfg. Description: Mini-engine powered sport flyer. Easy to build and capable of flights to over 400 feet. (Estes 1984 Catalog)

Catalog Liveries



1984



1985



Web Liveries

Face Card(s)



Also of interest: Estes Mini Brute Marketing Family

(Astron) Birdie (K-44 or #1244)



MODEL NAME: Astron Birdie

Also known as: Birdie

NUMBER: K-44 or #1244

Introduced: 1969

Final Year: 1972

Designer: Bill Simon

Type: Oddroc

Motor Mount: 1x18mm

Recovery: Tumble

Stages: 1

Length: 2.8"

Diameter: 2.6"

Span: 2.6"

Weight: 0.27 oz



Mfg. Description: You can change a badminton "bird" to a rocketeer's "bird" with this unusual kit...and watch it fly! (Estes 1969 Catalog)

Catalog Liveries



1969



1970



1971

Web Liveries

Face Card(s)



Also of interest:

Birdie (TK-44 or #0844)



MODEL NAME: **Birdie**

Also known as:

NUMBER: TK-44 or #0844

Introduced: 1972

Final Year: 1973

Designer: Bill Simon

Type: Oddroc

Motor Mount: 1x13mm

Recovery: Tumble

Stages: 1

Length: 2.8"

Diameter: 2.6"

Span: 2.6"

Weight: 0.5 oz



Mfg. Description: Badminton goes "out of sight" when you launch your mini-engine powered Birdie. It's a standard plastic badminton shuttlecock with an engine mount...and it goes like no bird ever thought of going. (Estes 1972 Catalog)

Catalog Liveries



1972



197

Face Card(s)

Also of interest: Estes Astron Birdie



Black Brant II (#1958)

MODEL NAME: **Black Brant II**

Also known as:

NUMBER: #1958

Introduced: 1986

Final Year: 1998

Re-introduced: 2001

Withdrawn: 2003

Designer:

Type: Scale

Motor Mount: 1x18mm

Recovery: Parachute

Stages: 1

Length: 24.875"

Diameter: 1.325"

Span:

Weight: 2.29 oz



Mfg. Description: An outgrowth of the 1950's Black Brant I program, Black Brant II's payload capacity was increased to 6.2 cu. ft. by changing the nose cone's shape. The Canadair air frame was aerodynamically stabilized by 3 fixed fins. Total fin span was 39". The motor contained 2,000 lbs of solid propellant and delivered 16,000 lbs of thrust over a 25 second burn time. Total vehicle weight with propellant was 2,642 lbs.

The first two Black Brant II's were launched in October 1960 at Fort Churchill, Canada. The next two were launched from Wallops Island, VA during November 1961.

Used by the Canadian Armament Research and Development Establishment for upper atmosphere research studies, Black Brant II's were fired mostly in Canada's Northlands, carrying up to 150 lbs of payload to altitudes of 100 statute miles.

Beautiful model of Canadian sounding rocket features a 1 to 13 scale ration. Complete with detailed plastic parts, three color decal, huge 18" recovery parachute, and die cut balsa fins, this powerful D-engine model can fly well over 1200 feet. (Estes 1986 Catalog)

Catalog Liveries



1986



1988



1993



1995



1998



2002



2003

Web Liveries

Face Card(s)



Instruction Header

Also of interest: Black Brant II Sounding Rocket Family



Black Hole Space Probe (#1350)

MODEL NAME: **Black Hole Space Probe**

Also known as:

NUMBER: #1350

Introduced: 1980

Final Year: 1980

Designer: Wayne Kellner

Type: Exotic

Motor Mount: 1x18mm

Recovery: Parachute

Stages: 1

Length: 25"

Diameter: 0.976"

Span:

Weight: 1.59 oz



Mfg. Description:

Catalog Liveries



1980

Face Card(s)



Also of interest:

Blazer (#1956)



MODEL NAME: **Blazer** *Also known as:*

NUMBER: #1956

Introduced: 1986

Final Year: 1991

Designer:

Type: Sport

Motor Mount: 1x18mm

Recovery: Streamer

Stages: 1

Length: 12.75"

Diameter: 0.736"

Span:

Weight: 0.71 oz



Mfg. Description: Excellent beginner's model features die cut fiber fins, red decal, streamer recovery and 1000 foot flights with a "C" engine. No painting required! (Estes 1986 Catalog)

Catalog Liveries



1986

Face Card(s)



Also of interest:

4 2 0



Blue Bird Zero (#1335)

MODEL NAME: **Blue Bird Zero**

Also known as:

NUMBER: #1335

Introduced: 1980

Final Year: 1985

Designer: Mike Dorffler

Type: Sport

Motor Mount: 1x18mm

Recovery: Parachute

Stages: 1

Length: 39.75"

Diameter: 1.325"

Span: 2.7 oz

Weight:



Mfg. Description: Experimental sounding design over 3 feet tall. Easy to assemble with die cut balsa fins, plastic nose cone and scale-like kit decals. High performance flights and gentle recovery with 18" chute. (Estes 1980 Catalog)


Catalog Liveries



1980



1981



1983



1985



Web Liveries

Face Card(s)



Also of interest:



Bomarc (KC-5 or #0654)

MODEL NAME: **Bomarc**

Also known as:

NUMBER: KC-5 or #0654

Introduced: 1972

Final Year: 1977

Designer: Larry Renger

Type: Scale

Motor Mount: 1x18mm

Recovery: parachute/glide

Stages: 1

Length: 23"

Diameter: 1.325"

Span:

Weight: 3.8 oz



Mfg. Description: A beautifully detailed superb scale rendering of the U.S.A.F. surface-to-air interceptor missile. Features molded plastic components and die cut balsa parts. Big authentic decals, vinyl striping and metalized mylar panels. At apogee the engine pod is ejected and comes down by parachute while the model returns as a boost glider...with a gentle flat glide pattern. (Estes 1973 Catalog)

Catalog Liveries



1973



1975



1977

Web Liveries

Face Card(s)

Also of interest: CIM-10 Bomarc Ordnance Family

Bomarc (#0657)



MODEL NAME: **Bomarc**

Also known as:

NUMBER: #0657

Introduced: 1978

Final Year: 1980

Designer:

Type: Scale

Motor Mount: 1x18mm

Recovery: parachute

Stages: 1

Length: 23"

Diameter: 1.325"

Span: 9"

Weight: 3.5 oz



Mfg. Description: A beautifully detailed superb 1/24 scale rendering of the U.S.A.F. surface-to-air interceptor missile. Our replica features authentic four color decals, die cut balsa fins and quick release engine mount. Great performance too with dramatic 18" parachute recovery. (Estes 1978 Catalog)

Catalog Liveries



1978



1978 Summer Cat.

Web Liveries

Face Card(s)

Also of interest: CIM-10 Bomarc Ordnance Family



Bull Pup 12D (#1972)

MODEL NAME: **Bull Pup 12D** *Also known as: Bullpup 12D*

NUMBER: #1972

Introduced: 1986

Final Year: 1995

Designer:

Type: Scale

Motor Mount: 1x18mm

Recovery: Parachute

Stages: 1

Length: 15.625"

Diameter: 1.325"

Span:

Weight: 1.8 oz



Mfg. Description: Scaled down version of U.S. Air Force air-to-air missile features three-color decal, 800 foot flights and recovery via 12" chute. (Estes 1987 Catalog)

Catalog Liveries



1987



1989



1993



1994



1995

Web Liveries

Face Card(s)



Also of interest:



Bull Pup 12D (#7000)

MODEL NAME: Bull Pup 12D

Also known as: Bullpup 12D

NUMBER: #7000

Introduced: 1996

Final Year:

Designer:

Type: Scale

Motor Mount: 1x18mm

Recovery: Parachute

Stages: 1

Length: 15.6 in. (39.6 cm)

Diameter: 1.33 in. (34 mm)

Span:

Weight: 1.8 oz. (51 g)

Mfg. Description: For all you sport scale enthusiasts, this one's for you! The Estes Bull Pup 12D is a highly detailed version of the USAF AGM-12D Bull Pup air to ground missile. First developed in the 1950s, the Bull Pup was used in combat until the 1970s. Over 30,000 Bull Pups were built and used until it was decommissioned in the mid 80s. If you're just getting started in scale model rockets, the Bull Pup 12D is a great kit to develop your scale model building skills.

This kit comes with a large diameter, single piece body tube, high quality molded plastic tail and nose cone, laser cut wood fins and authentic full color self-stick decals. Standing 15.6 inches tall, this rocket can pack a ballistic punch by reaching almost 675 feet on standard engines and recovering with a colorful 12 inch preassembled parachute. (Estes 2011 Web Ad)

Catalog Liveries



1996



1998



2002



2003



2004



2005



2006



2007



2008



2010

Web Liveries



2011



Face Card(s)



Also of interest:

CC Express (#1302)



MODEL NAME: CC Express

Also known as:

NUMBER: #1302

Introduced: 2002

Final Year:

Designer:

Type: Sport, 2 Stage

Motor Mount: 1x24mm/1x24mm

Recovery: Tumble/Parachute

Stages: 2

Length: 28.38"

Diameter: 1.33"

Span:

Weight: 2.7 oz

Mfg. Description: The CC Express is a high flying, two stage rocket powered by "C11" engines. It can also be flown with D engines. It soars to over 1790 ft. in the air. (Estes 2002 Catalog)

Catalog Liveries




2002




2003



2004



2005



2006



2007



2008



2010

Web Liveries



2011

Face Card(s)



Also of interest:

Cajun (#2028)



MODEL NAME: **Cajun** *Also known as:*

NUMBER: #2028

Introduced: 1990

Final Year: 1991

Designer:

Type: Sport

Motor Mount: 1x18mm

Recovery: Streamer

Stages: 1

Length: 17.06"

Diameter: 0.976"

Span:

Weight: 1.07 oz



Mfg. Description: Nearly 1 1/2 feet tall, the Cajun is easy to construct and will deliver flights to altitudes over 1200 feet. A silver foil pressure sensitive decal adds a finishing highlight to this model with blue and purple paint scheme. (Estes 1990 Catalog)

Catalog Liveries



1990



Face Card(s)



Also of interest:

Canadian Arrow (#2188)



MODEL NAME: **Canadian Arrow**

Also known as:

NUMBER: #2188

Introduced: 2005

Final Year: 2006

Designer:

Type: Scale

Motor Mount: 1x24mm

Recovery: Parachute

Stages: 1

Length: 26.8"

Diameter: 2.6"

Span:

Weight: 5.3 oz



Mfg. Description: The Canadian Arrow team V-2 based X Prize rocket stands over 2 feet tall and includes laser cut balsa parts. It safely recovers with a colorful, fully assembled 18-inch parachute.
1:24 scale. (Estes 2005 Catalog)

Catalog Liveries



2005



2006

Web Liveries

Face Card(s)

Also of interest:

4 3 4



(Astron) Cherokee D (K-47 or #1247)

MODEL NAME: **Astron Cherokee D**

Also known as: Cherokee D

NUMBER: K-47 or #1247

Introduced: 1970

Final Year: 1983

Designer: Gene Street

Type: Sport

Motor Mount: 1x24mm

Recovery: Parachute

Stages: 1

Length: 21.6"

Diameter: 1.325"

Span:

Weight: 2.75 oz



Mfg. Description: The Astron Cherokee comes on strong! Especially designed for the Estes "D" engine, this sleek bird will practically sail out of sight. But its big 18" chute will bring it down safely flight after flight. Comes with a beautiful decal sheet to complement its trim lines. Other kit features include die-cut fins, quick change engine mount, and heavy duty construction. The Cherokee is easy to build but, because of the powerful "D" engine, it's recommended only for experienced rocketeers. (Estes 1970 Catalog)

Catalog Liveries



1970



1971



1972



1973



1974



1975



1977



1980




1981



1983

Face Card(s)



Also of interest: Estes Cherokee D Family

4 3 6



Chuter Two (#3009)

MODEL NAME: **Chuter Two** *Also known as: Chuter 2, Chuter II*

NUMBER: #3009

Introduced: 2010

Final Year:

Designer:

Type: Sport

Motor Mount: 1x18mm

Recovery: Parachute

Stages: 1

Length: 18.5"

Diameter: 0.98"

Span:

Weight: 1.2 oz

Mfg. Description:

Catalog Liveries






Web Liveries



2011

Face Card(s)



Also of interest: Centuri Chuter Two Family



(Astron) Cobra (K-10 or #1210)

MODEL NAME: **Astron Cobra** *Also known as: Cobra*

NUMBER: K-10 or #1210

Introduced: 1963

Final Year: 1973

Designer: Bill Simon

Type: Sport, Payload, Cluster

Motor Mount: 3x18mm

Recovery: Parachute

Stages: 1

Length: 22.25"

Diameter: 1.6"

Span:

Weight: 2.5 oz



Mfg. Description: The ideal bird for getting started in clustering, yet challenging to the experienced rocketeer, the Astron Cobra gives you top performance. Medium size payloads (up to four ounces) get a real ride in the Cobra's 1" diameter capsule. Kit comes complete with all parts, instructions and a copy of Technical Report TR-6 on cluster techniques. (Estes 1964 Catalog)

Catalog Liveries



1964



1966



1967



1968



1969



1970



1971



1972



1973

Face Card(s)



Also of interest:

4 4 O



Cobra 1500 (#1294)

MODEL NAME: **Cobra 1500**

Also known as:

NUMBER: #1294

Introduced: 1978

Final Year: 1985

Designer: Mike Dorffler

Type: Sport

Motor Mount: 1x18mm

Recovery: Parachute

Stages: 1

Length: 59"

Diameter: 1.325"

Span:

Weight: 3.17 oz



Mfg. Description: Attain flights over 700 feet with "C" engines with this extra long sport flier. Giant decal sheet plus die-cut balsa fins, quick release engine mount, and plastic nose cone. Perfect demonstration model with large 18" parachute recovery. (Estes 1978 Catalog)

Catalog Liveries



1978



1981



1983



Web Liveries

Face Card(s)



Also of interest:



Colonial Viper (#1310)

MODEL NAME: **Colonial Viper** *Also known as:* Battlestar Galactica Colonial Viper

NUMBER: #1310

Introduced: 1979

Final Year: 1979

Designer:

Type: Fantasy Scale

Motor Mount: 1x18mm

Recovery: Parachute

Stages: 1

Length: 11.76"

Diameter: 0.976"

Span: 4.635"

Weight: 2.01 oz



Mfg. Description: Outstanding sport-scale model of the BATTLESTAR GALACTICA's primary attack craft. Backbone of colonial defense, the Colonial Viper is small, fast and dead on target when encountering the treacherous Cylon raiders. This sensational kit is easy to assemble with die-cut fins, plastic nose cone, quick release engine mount and realistic BATTLESTAR GALACTICA decals. Can attain altitudes over 800 feet with Estes "C" type rocket engines. The Colonial Viper deploys a 12" recovery parachute for a safe flight and gentle recovery time after time. (Estes 1979 Catalog)

Catalog Liveries



1979



Face Card(s)



Also of interest: Estes Colonial Viper Family, Battlestar Galactica Colonial Viper Family



Comanche 3 (#1382)

MODEL NAME: **Comanche 3** *Also known as:*

NUMBER: #1382

Introduced: 1982

Final Year:

Designer:

Type: Sport, 3 Stage

Motor Mount: 1x24mm/1x18mm/1x18mm

Recovery: Tumble/Tumble/Streamer

Stages: 3

Length: 41"

Diameter: 0.976"

Span:

Weight: 2.08 oz

Mfg. Description: Big three-stager with mighty "D" powered booster. Can be flown in single, two stage or three stage configurations. Incredible flights over 2,600 ft. (Estes 1982 Catalog)

Catalog Liveries



1982



1983



1985



1991



1993



1998




2002



2003



2004



2005



2006



2007



2008



2010

Web Liveries



2011



Face Card(s)



Also of interest:

Comet Chaser (#3202)



MODEL NAME: **Comet Chaser**

Also known as:

NUMBER: #3202

Introduced: 2010

Final Year:

Designer:

Type: Sport

Motor Mount: 1x18mm

Recovery: Parachute

Stages: 1

Length: 14.4 in. (36.5 cm)

Diameter: 0.98 in. (25 mm)

Span:

Weight: 1.3 oz. (36.8 g)

Mfg. Description: Simple to glue and paint, the Comet Chaser deserves to be in your rocket collection or if you are just starting out, it's a great starter rocket. Just a few hours of your time and you'll be ready to go! (Estes 2011 Web Ad)

Catalog Liveries



2010



Web Liveries



2011

Face Card(s)



Also of interest:

Condor (#0807)



MODEL NAME: **Condor**

Also known as: Mini Brute Condor

NUMBER: #0807

Introduced: 1977

Final Year: 1981

Designer: Bill Simon

Type: Boost Glider

Motor Mount: 1x13mm

Recovery: Parachute/Glide

Stages: 1

Length: 18.25"

Diameter: 0.976"

Span: 5"

Weight: 1 oz



Mfg. Description: Designed by Estes Engineers as a futuristic orbital booster with recoverable shuttle for near earth missions, this exotic sports model will be an exciting addition in your model rocket collection. Shuttle-like parasite glider gives flights up to 90 seconds while realistic booster is recovered via 12" parachute. Economically mini-engine powered, the Condor features great looking decals, die-cut balsa fins, quick release engine mount and molded plastic nose cone. (Estes 1977 Catalog)

Catalog Liveries



1977



1979



1980

Face Card(s)

Also of interest: Estes Mini Brute Family



Corkscrew (#2114)

MODEL NAME: **Corkscrew**

Also known as:

NUMBER: #2114

Introduced: 1995

Final Year: 1998

Designer:

Type: Sport

Motor Mount: 1x18mm

Recovery: Parachute

Stages: 1

Length: 21.3"

Diameter: 1.0"

Span:

Weight: 1.9 oz

Out
Of
Production

Mfg. Description: With a canted fin and a canted engine, the Corkscrew goes wild upon engine ignition spinning and spiraling upward. It creates a zany smoke trail. The Corkscrew features thru-the-body tube fin construction for super durable rocket. (Estes 1995 Catalog)

Catalog Liveries



1995



1998



Web Liveries

Face Card(s)



Also of interest:



Cosmos Mariner (#2190)

MODEL NAME: **Cosmos Mariner**

Also known as:

NUMBER: #2190

Introduced: 2005

Final Year: 2008

Designer:

Type: Boost Glider

Motor Mount: 1x24mm

Recovery: Parachute/Glide or Tumble

Stages: 1

Length: 18"

Diameter: 1.637"

Span: 13.5"

Weight: 8.6 oz




Mfg. Description: The Estes Cosmos Mariner is a boosted glider version of the sleek X Prize rocket plane from the Lone Star Space Access team. The rocket plane blasts off 250 ft. into the air using a powerful "D" engine. Laser cut balsa parts. 1:67 scale.


Catalog Liveries



2005



2006



2007



2008

Web Liveries

Face Card(s)

Also of interest: Estes X-Prize Family, X-Prize Family



Courier (#1911)

MODEL NAME: **Courier**

Also known as:

NUMBER: #1911

Introduced: 1983

Final Year: 1987

Designer:

Type: Sport

Motor Mount: 1x18mm

Recovery: Streamer

Stages: 1

Length: 12.13"

Diameter: 0.736"

Span:

Weight: 3.53 oz



Mfg. Description: Single stage performance. Scale-like appearance of two stage sounding rocket.
Flights over 1100 ft. (Estes 1983 Catalog)

Catalog Liveries



1983



1985



Web Liveries

Face Card(s)



Also of interest: Estes Courier Family



Crossbow SST (#3207)

MODEL NAME: **Crossbow SST**

Also known as:

NUMBER: #3207

Introduced: 2010

Final Year:

Designer:

Type: Exotic, Downscale

Motor Mount: 1x18mm

Recovery: Parachute

Stages: 1

Length: 14.4 in. (36.6 cm)

Diameter: 0.74 in. (17 mm)

Span:

Weight: 1.1 oz. (31.2 g)

Mfg. Description: If you love the Satellite Interceptor then the Crossbow SST is just the rocket for you! Designed along the lines of the Satellite Interceptor, the Crossbow SST is a down sized version of one of Estes' most popular kits! (Estes 2011 Web Ad)

Catalog Liveries



2010



Web Liveries



2011

Face Card(s)



Also of interest: Estes Satellite Interceptor Family



Crossfire ISX (#1469)

MODEL NAME: **Crossfire ISX** *Also known as:*
(Comes with Tandem-X Launch Set)

NUMBER: #1469

Introduced:

Final Year:

Designer:

Type: Sport

Motor Mount: 1x18mm

Recovery: Parachute

Stages:

Length: 15.6"

Diameter:

Span:

Weight:

Mfg. Description: Two is better than one! You'll get X-tra value with the Estes Tandem-X Model Rocket Launch Set. This exceptional rocket set features a pair of extreme, high performance rockets with a launch system for launching them. Whether you're a new rocketeer or a seasoned veteran, launch in tandem for an exciting model rocket experience!

The E2X Amazon is as imposing as the name sounds. This giant towers almost three feet high and is quick and easy to build! A tiger-striped body tube, precolored plastic nose cone and fins and self-stick decals make building this rocket easy to do in about an hour. When flown on our standard engines, this huge rocket can reach heights over 650 feet with recovery on a colorful 18 inch preassembled parachute.

The Crossfire ISX is a Skill Level 1 kit that can easily be built in about a day. This rocket features a totally streamlined shape with aerodynamic fins and nose cone. It stands 15.6 inches tall. When launched with powerful Estes standard engines, this bullet can reach cloud busting heights up to 1,200 feet. A preassembled 12 inch parachute returns the Crossfire back to earth to launch again and again.

LAUNCH SYSTEM includes Electron Beam Launch Controller and Porta-Pad II Launch Pad. (Estes 2011 Web Ad)

Catalog Liveries



2006



2007



2008



2010



Web Liveries



2011

Face Card(s)



Also of interest:



Crusader Swing Wing Glider (#1961)

MODEL NAME: **Crusader Swing Wing Glider**

Also known as:

NUMBER: #1961

Introduced: 1986

Final Year: 1988

Designer:

Type: Boost Glider

Motor Mount: 1x18mm

Recovery: Streamer/Glide

Stages: 1

Length: 18"

Diameter: 1.637"

Span: 11.5"

Weight: 2.2 oz


Mfg. Description: Our model of this NASA advanced fighter concept will soar to 800 feet. The internal power pod is ejected at apogee and the rocket becomes a winged glider with glide times of 45 seconds or more. Pod descent is via recovery streamer. Kit includes die-cut parts, balsa fins, plastic nose cone and sections, plus quick-release engine mount and two color decal. (Estes 1986 Catalog)

Editorial Note:

Catalog Liveries



1986



1987



1988



Web Liveries

Face Card(s)



Instruction Header



Also of interest:



Customizer (#1500)

MODEL NAME: **Customizer** *Also known as:*

NUMBER: #1500

Introduced: 2010

Final Year:

Designer:

Type: Sport (Customizable set of parts to make many designs)

Motor Mount: 1x18mm

Recovery: Varies

Stages: Varies

Length: Varies

Diameter: Varies

Span: Varies

Weight: Varies

Mfg. Description: BECOME A ROCKET INVENTOR! Build and design your own concept rockets! The Customizer Rocket Set will turn YOU into a MODEL ROCKET DESIGNER! Develop, design and build dozens of custom rockets! You can even create a rocket up to 46 inches tall! Estes has researched hundreds of combinations of the 45 different rocket parts included in the Customizer to allow you to create over 64 custom rockets! Combine the different colored body tubes and colored molded plastic parts to create High-Speed High-Altitude Rockets or Radical Research Rockets! Blast-Off your sister's mini-dolls into the upper atmosphere with the clear payload section. Launch your favorite micro-car, candy or bugs into orbit! You can even customize your own rocket deco designs with over 30 self-stick decals!

LAUNCH SYSTEM includes Electron Beam Launch Controller and Porta-Pad II Launch Pad. (Estes 2011 Web Ad)


Catalog Liveries





Web Liveries

Face Card(s)



Also of interest:



D-Region Tomahawk (#1944)

MODEL NAME: **D-Region Tomahawk**

Also known as:

NUMBER: #1944

Introduced: 1985

Final Year: 1986

Designer:

Type: Scale

Motor Mount: 1x24mm

Recovery: Parachute

Stages: 1

Length: 35.5"

Diameter: 1.637"

Span:

Weight: 3.7 oz

Mfg. Description: DESC



Catalog Liveries



1985



1986

Web Liveries

Face Card(s)

Also of interest: D Region Tomahawk Sounding Rocket Family

D-Region Tomahawk (#2037)



MODEL NAME: **D-Region Tomahawk**

Also known as:

NUMBER: #2037

Introduced: 2007

Final Year:

Designer:

Type: Scale

Motor Mount: 1x24mm

Recovery: Parachute

Stages: 1

Length: 38.8 in. (98.6 cm)

Diameter: 1.8 in. (46 mm)


Span:

Weight: 9.2 oz. (260 g)

Mfg. Description: Bring on the Beauty and the Beast! For all model rocket enthusiasts out there that enjoy building and launching scale rockets, the Estes D-Region Tomahawk is for you! This authentic rocket is a 1/5 scale of NASA's sounding rocket. Launched only one time in 1968, this rocket was designed to take measurements of the D-layer of the ionosphere - thus its name. Our version of this fantastic scale rocket captures all the detail of the original in an easy to assemble model that flies as good as it looks.

In terms of performance, this gigantic rocket can blast nearly 800 feet high when powered with our *E engine. If you don't want to test the limits of your visibility, we've included an adapter to launch on Estes D engines. Finally, to protect this beautiful scale model when it lands, we've included an 18 inch preassembled nylon parachute! Get in touch with your inner astronaut today! (Estes 2011 Web Ad)

Catalog Liveries



2007



2008



2010



Web Liveries



2011

Face Card(s)



Also of interest: D Region Tomahawk Sounding Rocket Family

D.A.R.T. (#1981)



MODEL NAME: **D.A.R.T.**

Also known as:

NUMBER: #1981

Introduced: 1987

Final Year: 1988

Designer:

Type: Sport

Motor Mount: 1x18mm

Recovery: Parachute

Stages: 1

Length: 16"

Diameter: 1.637"

Span:

Weight: 1.76 oz



Mfg. Description: Looks like a high speed tracker for data acquisition and reconnaissance. Easy to build, fun to fly. Flights to 800' with "C" engine are possible. A 12" parachute provides reliable recovery. (Estes 1987 Catalog)

Catalog Liveries



1987

Face Card(s)



Also of interest:

4 6 8



Dark Star (#2045)

MODEL NAME: **Dark Star**

Also known as:

NUMBER: #2045

Introduced: 1991

Final Year: 1991

Designer:

Type: Sport

Motor Mount: 1x18mm

Recovery: Parachute

Stages: 1

Length: 27"

Diameter: 1.637"

Span:

Weight: 2.7 oz



Mfg. Description: Gloss black paint scheme and gold pressure-sensitive decals highlight this great looking sport model. Estimated maximum altitude with a "C" engine is 500 ft (170 meters)! (Estes 1991 Catalog)

Catalog Liveries



1991

Web Liveries

Face Card(s)

Also of interest:

Death Star (#2143)



MODEL NAME: **Death Star**

Also known as: Star Wars Death Star

NUMBER: #2143

Introduced: 1997

Final Year: 1998

Designer:

Type: Fantasy Scale

Motor Mount: 1x18mm

Recovery: Streamer/Parachute

Stages: 1

Length: 15.5"

Diameter: 5.0"

Span:

Weight: 2.3 oz



Mfg. Description: Fly the Death Star and watch it burst apart in the sky. Multiple pieces return on streamers. Reassemble and fly again and again. (Estes 1998 Catalog)

Catalog Liveries




1998



Web Liveries

Face Card(s)



Also of interest: Star Wars Death Star Family

Deep Space Transport (#2034)



MODEL NAME: **Deep Space Transport**

Also known as:

NUMBER: #2034

Introduced: 1990

Final Year: 1995

Designer:

Type: Exotic

Motor Mount: 1x18mm

Recovery: Parachute

Stages: 1

Length: 26.5"

Diameter: 1.325"

Span:

Weight: 3.75 oz



Mfg. Description: Futuristic model of an interplanetary passenger transport modified with external power pods for deep space travel. Double deck forward passenger area provides necessary additional living space. Kit features large, colorful decal, unique tri-body design, and launches to 350 feet. (Estes 1990 Catalog)

Catalog Liveries



1990



1993



1995



Web Liveries

Face Card(s)



Also of interest: Estes Deep Space Transport Family

Defender (#1924)



MODEL NAME: **Defender**

Also known as:

NUMBER: #1924

Introduced: 1983

Final Year: 1987

Designer:

Type: Sport

Motor Mount: 1x24mm

Recovery: Parachute

Stages: 1

Length: 25"

Diameter: 1.325"

Span:

Weight: 1.8 oz



Mfg. Description: "D" powered high-performance sport flier capable of flights over 1,200 feet.
(Estes 1984 Catalog)


Catalog Liveries



1984



1985



1986



Web Liveries

Face Card(s)



Also of interest:

Delta Clipper (#2067)



MODEL NAME: **Delta Clipper** *Also known as:*

NUMBER: #2067

Introduced: 1992

Final Year: 1996

Designer: Tim Van Milligan

Type: Sport, 2 Stage

Motor Mount: 1x24mm/1x24mm

Recovery: Tumble, Streamer

Stages: 2

Length: 26"

Diameter: 1"

Span:

Weight: 2.6 oz



Mfg. Description: Reach for the clouds with super high performance! (Estes 1992 Catalog)

Catalog Liveries



1992



1993



1994



1995



Web Liveries

Face Card(s)



Also of interest:

Delta Star (#1322)



MODEL NAME: **Delta Star**

Also known as:

NUMBER: #1322

Introduced: 1979

Final Year: 1983

Designer:

Type: Sport, Staged, Payload

Motor Mount: 1x18mm/1x18mm

Recovery: Tumble/Parachute

Stages: 2

Length: 24"

Diameter: 0.98"

Span:

Weight: 1.13 oz



Mfg. Description: Really sleek, super high performance two-stage payload capable of lofting a 1 oz. payload over 1,000' with "C" type engines. Can be flown either single or multi-stage. Booster stage employs tumble recovery. Easy-to-assemble with die cut balsa fins, quick release engine mount, plastic nose cone and blue and red kit decals. Dramatic recovery via 12" parachute. (Estes 1979 Catalog)

Catalog Liveries



1979



1981



1983



Web Liveries

Face Card(s)



Also of interest:

Der Big Red Max (#1403)



MODEL NAME: **Der Big Red Max** *Also known as:*
Part of a Starter Set

NUMBER: #1402

Introduced: 1978

Final Year: 1982

Designer: Wayne Kellner

Type: Sport

Motor Mount: 1x18mm

Recovery: Parachute

Stages: 1

Length:

Diameter:


Span:

Weight:



Mfg. Description:

Catalog Liveries



1978



1979



1981

Web Liveries

Face Card(s)

Also of interest: Estes Der Red Max Family



Der Red Max (KC-2 or #0651)

MODEL NAME: **Der Red Max** *Also known as:*

NUMBER: KC-2 or #0651

Introduced: 1972

Final Year:

Designer: Wayne Kellner

Type: Sport

Motor Mount: 1x18mm

Recovery: Parachute

Stages: 1

Length: 16.25"

Diameter: 1.637"

Span:

Weight: 2.375 oz

Mfg. Description: The Der Red Max is a classic Estes model rocket and another of our most requested bring back models...and for good reason. Not only is this a uniquely decorated model, but this model performs as good as it looks. This is one of those model rockets that has a personality all its own!

Standing just a tad over 16 inches tall, the Max is one of our rockets that's a must have in your rocket arsenal. From the long, ballistic-shaped nose cone to the stubby fins and the truly unique decor, this rocket has attitude! Every launch with our standard engines will give you stellar flights over 700 feet. Recovery is accomplished with a colorful 18 inch preassembled parachute for safe landings.

In addition to retaining all of the great looks and flying qualities of the original, this new version now features laser cut wood fins for improved performance and has a waterslide decal set that replicates the original - including the totally cool skull and crossbones. Pick up a classic Der Red Max today and add it to your collection. You are sure to be the envy of all your model rocket buddies...until they get theirs. (Estes 2011 Web Ad)

Catalog Liveries



1973



1975



1977



1979



1980



1981



1982



1984



1985



2007



2008



2010



Web Liveries



2011

Face Card(s)



Also of interest: Estes Der Red Max Family

Dragon Ship 7 (#1345)



MODEL NAME: **Draagon Ship 7**

Also known as: Dragonship 7

NUMBER: #1345

Introduced: 1980

Final Year: 1981

Designer: Keith Niskern

Type: Exotic, Retro

Motor Mount: 1x18mm

Recovery: Parachute

Stages: 1

Length: 16.75"

Diameter: 1.637"

Span:

Weight: 2.7 oz



Mfg. Description: Dreaded Dragonship of the Outlaw Galactic Pirate Confederacy. Dragonship 7, based on the asteroid Careb-Sing, is an outstanding example of evil technical genius. The ship's Twin Hydran-Stethode canon furnish a firepower of the seventh magnitude. This alien marauder from deep space is aptly named and universally feared. The Estes version of this villainous craft includes die-cut balsa fins, plastic nose cone, quick release engine mount and large "Galactic Pirate" decal sheet. Dramatic recovery with 18" recovery parachute. (Estes 1980 Catalog)

Catalog Liveries



1980



1981

Web Liveries

Face Card(s)

Also of interest: Estes Dragon Ship 7 Family



EAC Viper (#0820)

MODEL NAME: **EAC Viper**

Also known as:

NUMBER: #0820

Introduced: 1972

Final Year: 1986

Designer:

Type: Sport

Motor Mount: 1x13mm

Recovery: Parachute

Stages: 1

Length:

Diameter:

Span:

Weight:

Mfg. Description:

Out
Of
Production

Catalog Liveries



EAC Publicity Shot

Face Card(s)



Also of interest: Estes EAC Viper Family, Estes Aerospace Club Family

Executioner (#1951)



MODEL NAME: **Executioner** *Also known as:*

NUMBER: #1951

Introduced:

Final Year:

Designer:

Type: Sport

Motor Mount: 1x24mm

Recovery: Parachute

Stages: 1

Length: 38.5 in. (97.9 cm)

Diameter: 2.6 in. (66 cm)

Span:

Weight: 8.1 oz. (230 g)

Mfg. Description: Dominate the skies with the massive *E engine powered Executioner! Now this is what a rocket should look like - large and in charge! This giant is impossible to miss during flight with its huge 2.5 inch diameter body tube and over 36 inch length. It's no wonder this goliath needs D and *E engines to fly!

The Executioner has several features that make it easier to assemble and extremely durable when powered with D and *E rocket engines. First, we've provided a slotted main body tube for a perfect through-the-tube fin attachment and alignment of the laser cut birch wood fins. This style of fin assembly provides superior fin to body tube strength and exceptional stability during flight. This rocket kit also features a blow mold, aerodynamically streamlined nose cone for improved vertical performance. Flying this giant is just as much fun as building it. When loaded up with one of our powerful E engines, this huge model can reach altitudes of almost 600 feet. As an added feature, we've also included a ¼ in. x 36 in. rubber shock cord and a 24 inch preassembled parachute to ensure safe landings so you can recover this behemoth for more exciting, ear deafening launches. Pick up an Executioner today and be the talk of your rocket club with this awesome rocket!

The Executioner also includes an adapter that allows you to quickly convert from *E engine power to D engine power. (Estes 2011 Web Ad)

Catalog Liveries



2002



2003



2004




2005



2006



2007



2008



2010

Web Liveries



2011

Face Card(s)



Also of interest:

Explorer Aquarius (#2016)



MODEL NAME: **Explorer Aquarius**

Also known as:

NUMBER: #2016

Introduced: 1989

Final Year: 1994

Designer:

Type: Exotic

Motor Mount:

Recovery: 1x24mm

Stages: 1

Length: 21.75"

Diameter: 2.75"

Span:

Weight: 4.2 OZ



Mfg. Description: Futuristic craft used in the exploration of distant star systems. Almost two feet long this model will test your construction skills. It's beautiful on display and in flight. Includes removable plastic display engine nozzles. (Estes 1989 Catalog)

Catalog Liveries



1989



1990



1993



Web Liveries

Face Card(s)



Also of interest: Estes Explorer Aquarius Family

(Astron) Falcon (K-13 or #1213)



MODEL NAME: **Astron Falcon**

Also known as: Falcon

NUMBER: K-13 or #1213

Introduced: 1963

Final Year: 1973

Designer: Larry Renger

Type: Rocket Glider

Motor Mount: 1x18mm

Recovery: Glide

Stages: 1

Length: 12"

Diameter:

Span: 10"

Weight: 0.4 oz



Mfg. Description: Get sky-high performance with the new Astron Falcon boost glider. Beautiful climb--glide duration up to and over 1-1/2 minutes on 1/2A engines, even more with larger engines. A great bird for the experienced rocketeer. Glide recovery brings it back gently, ready for a fresh engine and another flight. Kit comes complete with all parts and instructions (engines not included). (Estes 1964 Catalog)

Catalog Liveries



1964



1966



1967



1968



1969



1970



1971



1972



1973

Web Liveries

Face Card(s)



Also of interest: Estes Falcon Family



(Astron) Farside (K-12 or #1212)

MODEL NAME: Astron Farside *Also known as: Farside*

NUMBER: K-12 or #1212

Introduced: 1963

Final Year: 1981

Designer: Bill Simon

Type: 3 Stage, Payload

Motor Mount: 1x18mm/1x18mm/1x18mm

Recovery: Tumble/Tumble/Parachute

Stages: 3

Length: 21.5"

Diameter: 1"

Span:

Weight: 2 oz



Mfg. Description: A sophisticated ultra-high altitude probe or a workhorse vehicle for high altitude studies with large payloads -- take your choice with the new Astron Farside. Advanced stage coupling gives dependable ignition and stage separation. Perfect for your advanced research programs. Top stage flies to well over 2500', returns gently by parachute. Available with standard 1" payload section (#641-K-12) or with extra large 1-1/2" dia. capsule for large payloads (#641-K-12X). Be sure to specify model type when ordering. Kit comes complete with all parts and assembly instructions (but no engines). (Estes 1964 Catalog)

Catalog Liveries



1964



1966



1967



1968



1969



1970



1971



1972



1973



1975



1977



1978

Face Card(s)



Also of interest: Estes Farside Family

4 9 4



(Astron) Farside-X (K-12X or #1261)

MODEL NAME: **Astron Farside-X** Also known as: Farside-X, Astron Farside X, Farside X

NUMBER: K-12X or #1261

Introduced: 1963

Final Year: 1971

Designer: Bill Simon

Type: 3 Stage, Payload

Motor Mount: 1x18mm/1x18mm/1x18mm

Recovery: Tumble/Tumble/Parachute

Stages: 3

Length: 25"

Diameter: 1.5"

Span:

Weight: 2.5 oz



Mfg. Description: A sophisticated ultra-high altitude probe or a workhorse vehicle for high altitude studies with large payloads -- take your choice with the new Astron Farside. Advanced stage coupling gives dependable ignition and stage separation. Perfect for your advanced research programs. Top stage flies to well over 2500', returns gently by parachute. Available with standard 1" payload section (#641-K-12) or with extra large 1-1/2" dia. capsule for large payloads (#641-K-12X). Be sure to specify model type when ordering. Kit comes complete with all parts and assembly instructions (but no engines). (Estes 1964 Catalog)

Catalog Liveries



1964



1966



1967



1968



1969



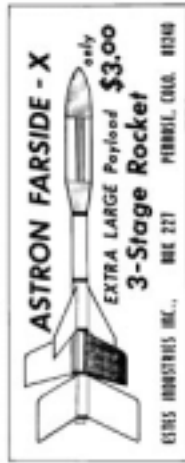

1970



1971

Web Liveries

Face Card(s)



Also of interest: Estes Farside Family



Fat Boy (#1273)

MODEL NAME: **Fat Boy**

Also known as: Launchables Fat Boy

NUMBER: #1273

Introduced:

Final Year:

Designer:

Type: Sport

Motor Mount: 1x18mm

Recovery: Parachute

Stages: 1

Length: 12.9"

Diameter: 2.6"

Span:

Weight: 3.0 oz

Out
Of
Production

Mfg. Description:

Catalog Liveries

Web Liveries

Face Card(s)



Also of interest: Estes Fat Boy Family, Estes Launchables Family

Fat Boy (#2139)



MODEL NAME: **Fat Boy**

Also known as:

NUMBER: #2139

Introduced: 1997

Final Year: 2005

Designer:

Type: Sport

Motor Mount: 1x18mm

Recovery: Parachute

Stages: 1

Length: 12.9"

Diameter: 2.6"

Span:

Weight: 3.0 oz



Mfg. Description: Fat Boy...and proud of it! Over two and half inches in diameter and only twelve inches high! Bullies its way to over 300 feet altitude and is recovered with a big fat chute! (Estes 1997 Catalog)

Catalog Liveries



1997



2000




2001



2002



2003



2004



2005

Face Card(s)



Also of interest: Estes Fat Boy Family

Gauchito (#0809)



MODEL NAME: **Gauchito**

Also known as: Pablo de Leon & Associates Gauchito

NUMBER: #0809

Introduced: 2005

Final Year: 2007

Designer:

Type: Scale

Motor Mount: 1x13mm

Recovery: Parachute

Stages: 1

Length: 8.6"

Diameter: 1.54"

Span:

Weight: 1.08 oz



Mfg. Description: A Pablo de Leon creation with a retro-looking Little Joe II design. Entered in X Prize competition lift-offs to 300 ft into the air using an Estes mini-engine. Laser cut balsa parts. 1:55 scale. (Estes 2005 Catalog)

Catalog Liveries



2005



2006



2007



Web Liveries

Face Card(s)



Also of interest: X Prize Family, Estes X Prize Family

Gemini DC (#2136)



MODEL NAME: **Gemini DC**

Also known as:

NUMBER: #2136

Introduced: 1997

Final Year: 2005

Designer:

Type: Sport

Motor Mount: 1x18mm

Recovery: Parachut (dual rear deploy)

Stages: 1

Length: 21.5"

Diameter: 0.986"

Span:

Weight: 3.4 oz



Mfg. Description: Twin parachutes are ejected from the side pods on this stunning rocket. Nearly out-of-this-world flights to over 800 feet. Easy to build! A great flyer! A unique rocket! (Estes 1997 Catalog)

Catalog Liveries




1997



1998



2000



2001



2002



2003



2004



2005

Web Liveries

Face Card(s)



Also of interest:

Gemini-Titan (K-21 or #1221)



MODEL NAME: **Gemini-Titan** *Also known as: GT-3*

NUMBER: K-21 or #1221

Introduced: 1965

Final Year: 1973

Designer:

Type: Scale

Motor Mount: 2x18mm

Recovery: Parachute

Stages: 1

Length: 24.4"

Diameter: 2.22"

Span:

Weight: 3.8 oz



Mfg. Description: Spectacular on the ground and in the air, the Gemini-Titan is a model for the expert rocketeer, a model that is a challenge to build and fly. In not-so-easy-to-assemble kit form, GT-3 is a rocket that the modeler can point to with real pride when he's finished it. Features clear plastic fins to stabilize it in flight without detracting from its appearance, full 24" parachute for soft landings. Requires 24 volt Electro-Launch or 12 volt car battery power supply for launching. Kit is complete with all parts and detailed instructions (but not engines). (Estes 1966 Catalog)

Catalog Liveries



1966



1967



1968



1969



1970



1971



1972



1973

Web Liveries

Face Card(s)

Also of interest: Gemini Titan Launch Vehicle Family

Gemini Titan (#1978)



MODEL NAME: *Gemini Titan* *Also known as:*

NUMBER: #1978

Introduced: 1987

Final Year: 1988

Designer:

Type: Scale

Motor Mount: 1x18mm

Recovery: Parachute

Stages: 1

Length: 19.375"

Diameter: 1.637"

Span:

Weight: 2.15 oz



Mfg. Description: Estes' 1/73 scale model of NASA's Gemini-Titan (GR-3) is over 1=1/2 feet tall. Features plastic capsule and removable display nozzles. A clear plastic fin unit is attached for flights over 600 feet high. Recovery is via 12" parachute. (Estes 1987 Catalog)

Catalog Liveries



1987

Web Liveries

Face Card(s)

Also of interest: Gemini Titan Launch Vehicle Family



Geo Sat LV (#1977)

MODEL NAME: **Geo Sat LV**

Also known as:

NUMBER: #1977

Introduced: 1987

Final Year: 1990

Designer:

Type: Pseudo Scale

Motor Mount: 1x18mm

Recovery: Parachute

Stages: 1

Length: 28"

Diameter: 1.637"

Span:

Weight: 4.3 oz



Mfg. Description: Heavy-lift launch vehicle for large satellite payloads. Kit features simulated strap-on solid rocket boosters, see-through payload section with highly detailed visible satellite, and an 18" parachute for reliable recovery. Realistic decor and 2 feet 4 inches of rocket make lift-offs impressive. (Estes 1987 Catalog)

Catalog Liveries



1977



Web Liveries

Face Card(s)



Also of interest:



(Astron) Goblin (K-55 or #1255)

MODEL NAME: **Astron Goblin**

Also known as: Goblin

NUMBER: K-55 or #1255

Introduced: 1970

Final Year: 1982

Designer: Wayne Kellner

Type: Sport

Motor Mount: 1x24mm

Recovery: Streamer

Stages: 1

Length: 14.32"

Diameter: 1.325"

Span:

Weight: 2.0 oz

Out
Of
Production

Mfg. Description: Powerful Fast. This spooky kit gets up and moves. Its the rocket you'll need a good recovery team for. Adapters permit a wide range of engine possibilities. (Estes 1972 Catalog)

Catalog Liveries



1972



1973

1975



1977



1978



1980



1981



1982



Face Card(s)



Also of interest: Estes Goblin Family



Guardian (#2179)

MODEL NAME: **Guardian**

Also known as:

NUMBER: #2179

Introduced: 2003

Final Year:

Designer:

Type: Sport

Motor Mount: 1x18mm

Recovery: Parachute

Stages: 1

Length: 19.13"

Diameter: 1.33"

Span:

Weight: 2.4 oz

Mfg. Description: Protect the airspace around your neighborhood from surprise attacks with the Estes Guardian!

This Model Rocket kit was created with a multiple-fin design, representative of the Nike ground to air missiles that were used in our country's defense for years.

Between 1954 and 1974 many USA cities were ringed by Nike missile sites, intended to protect against attack by enemy bombers. The first versions of the missiles were armed with high explosive warheads, so they could bring down the target even with a near miss.

The Guardian requires more skill in building and painting. (Estes 2011 Web Ad)

Catalog Liveries



2003



2004



2005



2006



2007



2008



2010

Web Liveries



2011

Face Card(s)



Also of interest:



(Astron) Gyroc (K-24 or #1224)

MODEL NAME: **Astron Gyroc** *Also known as: Gyroc*

NUMBER: K-24 or #1224

Introduced: 1965

Final Year: 1983

Designer:

Type: Sport

Motor Mount: 1x18mm

Recovery: Helicopter

Stages: 1

Length: 9.75"

Diameter: 0.736"

Span:

Weight: 0.58 oz



Mfg. Description: Sky-high performance, plus a unique, dependable recovery system, make this model a perfect addition to your rocket fleet. With light weight and streamlined design, the Gyroc soars to amazing altitudes. Helicopter recovery brings it back gently, close to the launcher. A \$1.25 value, the Gyroc is available only as a free bonus when you order \$5.00 or more of other kits and supplies. (Estes 1967 Catalog)

Catalog Liveries



1967



1969



1970



1971



1972



1973



1974



1977



1978



1980



1981



1982



1983

Web Liveries

Face Card(s)



Also of interest:



Hawkeye (#0873)

MODEL NAME: **Hawkeye**

Also known as:

NUMBER: #0873

Introduced: 1986

Final Year: 1996

Designer:

Type: Exotic

Motor Mount: 1x13mm

Recovery:

Stages: 1

Length: 8.5"

Diameter: 0.541"

Span:

Weight: 0.42 oz



Mfg. Description: Military styling, fiber fins, and three-color decal make this a fine addition to any model rocket collection. Mini-engine flights are out of sight! (Estes 1986 Catalog)

Catalog Liveries



1986



1987



1989



1990



1993



1995



1996

Face Card(s)



Also of interest:

5 16



Hercules (#1377)

MODEL NAME: **Hercules**

Also known as:

NUMBER: #1377

Introduced: 1982

Final Year: 1995

Designer:

Type: Sport, Payload, 2 Stage

Motor Mount: 1x18mm/1x18mm

Recovery: Tumble/Parachute

Stages: 2

Length: 21.6"

Diameter: 0.976"

Span:

Weight: 1.84 oz



Mfg. Description: Clear payload section highlights this two-stager. Sleek design that can be flown as a single or two-stage model. Flights over 2500 ft.! (Estes 1982 Catalog)

Catalog Liveries



1982



1983



1984



1985



1986



1989



1990



1993



1994



1995

Face Card(s)



Also of interest:

5 1 8



Hi-Flier (#2178)

MODEL NAME: **Hi-Flier**

Also known as:

NUMBER: #2178

Introduced: 2003

Final Year:

Designer:

Type: Sport

Motor Mount: 1x18mm

Recovery: Streamer

Stages: 1

Length: 12 in. (30.5 cm)

Diameter: 0.74 in. (19 mm)


Span:

Weight: 0.82 oz. (23.2 g)

Mfg. Description: How high will a High-Flier go? The answer is OUTTA SIGHT!! No one knows for sure. Or maybe you do?

The Estes Hi-Flier is an ultra high performance model rocket with tons of attitude. Be sure and keep your eye on this stream-lined missile as it climbs to amazing heights over 1,600 feet, (OK we told you) and recovers with a fluorescent orange streamer. Watch it climb and climb and climb and...well, you get the idea! (Estes 2011 Web Ad)

Catalog Liveries



2003



2004



2005



2006



2007



2008



2010

Web Liveries



2011

Face Card(s)



Also of interest:
5 2 0



Honest John (K-27 or #1227)

MODEL NAME: **Honest John**

Also known as:

NUMBER: K-27 or #1227

Introduced: 1966

Final Year: 1979

Designer:

Type: Scale

Motor Mount: 1x18mm

Recovery: Parachute

Stages: 1

Length: 13.75"

Diameter: 0.976"

Span: 4.4"

Weight: 1.19 oz

Mfg. Description: A beautiful scale model that performs with brilliance. Lifts off the launch pad fast and streaks skyward straight and true. Recommended for experienced modelers, the kit comes complete. An exciting flight model and a historic one for your display shelf. (Estes 1967 Catalog)

Catalog Liveries



1967



1968



1969



1970



1971



1972



1973



1975



1976



1976 Christmas



1977

Face Card(s)



Also of interest: MGR-1 Honest John Ordnance Family

5 2 2



Honest John (#1919)

MODEL NAME: **Honest John** *Also known as:*

NUMBER: #1919

Introduced: 1984

Final Year: 1988

Designer:

Type: Scale

Motor Mount: 1x18mm

Recovery: Parachute

Stages: 1

Length: 19.2"

Diameter: 1.325"

Span:

Weight: 1.78 oz



Mfg. Description: An updated version of this famous U.S. Army missile. Flights to 1,000 feet.
(Estes 1984 Catalog)

Catalog Liveries



1984



1985



Web Liveries

Face Card(s)



Also of interest: MGR-1 Honest John Ordnance Family



(Maxi) Honest John (#2166)

MODEL NAME: **Honest John** *Also known as: Maxi Honest John, Maxi Brute Honest John*

NUMBER: #2166

Introduced: 2000

Final Year: 2000

Designer: Ed Brown

Type: Scale, Reissue

Motor Mount: 1x24mm

Recovery: Parachute

Stages: 1

Length:

Diameter:

Span:

Weight:

Mfg. Description:



Catalog Liveries

Web Liveries

Face Card(s)



Also of interest: MGR-1 Honest John Ordnance Family, Estes Maxi Brute Family

(Mini Brute) Hornet (TK-4 or #0804)



MODEL NAME: **Hornet**

Also known as: Mini Brute Hornet

NUMBER: TK-4 or #0804

Introduced: 1972

Final Year: 1974

Designer:

Type: Sport, Payload

Motor Mount: 1x13mm

Recovery: Parachute

Stages: 1

Length: 10.26"

Diameter: 0.767"

Span:

Weight: 0.5 oz



Mfg. Description: A Mini-Brute with a payload section for space experiments! Extra heavy duty construction. Quick change engine mount. (Estes 1972 Catalog)

Catalog Liveries



1972



1973



Web Liveries

Face Card(s)



Also of interest: Estes Mini Brute Marketing Family

Hornet (#3037)



MODEL NAME: **Hornet**

Also known as:

NUMBER: #3037

Introduced: 2010

Final Year:

Designer:

Type: Sport

Motor Mount: 1x24mm

Recovery: Parachute

Stages: 1

Length: 19.25"

Diameter: 1.33"

Span:

Weight: 2.3 oz

Mfg. Description: Back by popular demand, the Hornet is sure to be a crowd pleaser. Launched with standard engines this time around, this rocket can reach heights of 775 feet.

A high quality wood nose cone, laser cut wood fins and waterslide decals mimic the original kit. Any changes Estes made only enhanced this classic rocket.

A Skill Level 1 kit, building is straight forward with easy to follow instructions. Plan an afternoon to build and few hours to let that paint dry and before you know it, you will be on the flying field! (Estes 2011 Web Ad)

Catalog Liveries



2010



Web Liveries



2011

Face Card(s)



Also of interest: Centuri Hornet Family

Icarus (K-77 or #1277)



MODEL NAME: **Icarus** *Also known as:*

NUMBER: K-77 or #1277

Introduced: 1976

Final Year: 1983

Designer: Bill Simon

Type: Sport, Payload

Motor Mount: 1x18mm

Recovery: Parachute

Stages: 1

Length: 20.8"

Diameter: 0.976"

Span:

Weight: 1.3 oz



Mfg. Description: High altitude payload vehicle with see-through cargo section. Achieve flights of over 1,000 feet with lightweight payload. Simulated sounding rocket appearance with dual roll pattern decor and 12" parachute recovery. Plastic nose cone, die cut balsa parts, and quick release engine mount are included for rapid assembly and easy operation. (Estes 1976 Catalog)

Editorial Note:

Catalog Liveries



1976



1977



1981



1982




1983

Web Liveries

Face Card(s)

Instruction Header



Also of interest:

Interceptor (K-50 or #1250)



MODEL NAME: **Interceptor**

Also known as:

NUMBER: K-50 or #1250

Introduced: 1971

Final Year: 1981

Reissued and Withdrawn: 2008

Designer: Wayne Kellner

Type: Exotic

Motor Mount: 1x18mm

Recovery: Parachute

Stages: 1

Length: 26"

Diameter: 1.325"

Span: 7.4"

Weight: 3.85 oz

Mfg. Description: This is the spectacular model featured on the catalog cover. The most colorful and exciting Estes rocket ever! Carefully detailed plastic wing pods, nose cone and tail cone. Two huge decal sheets. (Estes 1971 Catalog)


Here's the Estes bring back that everyone has been asking for, the original Interceptor! Modern design and production technology has allowed us to improve upon an already great rocket design with the reintroduction of one of the most popular model rockets of all time! The new Interceptor retains all of the original intergalactic cruiser looks that made it a favorite for years. Our designers improved many of the parts and assembly of this classic, so sentimental rocketeers won't be disappointed! There are a number of upgrades to the original kit, including laser cut balsa fins, a highly detailed, blow molded nose cone, molded two piece wing pods, molded exhaust port and an accurately reproduced, waterslide decal set.

All these upgrades make for an exceptional building and flying experience! Towering over 2 feet tall, this new version delivers excellent flight performance on B & C engines. When flown on the recommended C engine, it's possible to blast this gorgeous rocket to heights of more than 525 feet. Be the hit at your launch site, get your Interceptor today! (Estes 2012 Web Ad)

Editorial Note:



Catalog Liveries



1971



1973



1975



1977



2008

Web Liveries



2011



Face Card(s)



Instruction Header



Also of interest: Estes Interceptor Family



Interceptor E (#1350)

MODEL NAME: **Interceptor E** *Also known as:*

NUMBER: #1350

Introduced: 2008

Final Year:

Designer: Wayne Kellner

Type: Exotic, Upscale

Motor Mount: 1x24mm

Recovery: Parachute

Stages: 1

Length: 39 in. (99 cm)

Diameter: 2 in. (51 mm)

Span: 11.25 in. (28.6 cm)

Weight: 13.5 oz. (363 g)

Mfg. Description: Super-sized at its best! Estes super-sized an already great rocket with the release of the Interceptor E. This new design retains the intergalactic cruiser look of the original, but has added many new features that make this a new classic in our line. We took the basic Interceptor from years ago, bumped up the size and added several heavy duty, molded and laser cut parts to improve assembly and durability of this mega rocket. While impressive and as large as it is, this rocket is a fairly easy build, yet still retains the classic look of its smaller brother!

The kit has many assembly upgrades to make building this impressive model easier than you might think. We have included many new features like laser cut wood fins, a highly detailed blow molded nose cone and molded plastic engine centering rings specifically designed to handle the power. We also included some nicely detailed, two piece molded wing pods, molded plastic space antennae and a super detailed plastic engine exhaust outlet. After painting, you can finish this beauty off with two sheets of upsized, accurately reproduced waterslide decals. All these upgrades make for a spectacular model rocket building and flying experience!

For size and performance, this giant is over 3 feet long and flies exceptionally well on our powerful E9-4 engine. When flown on this engine, this rocket blasts to over 450 feet. Recovery duties are handled by a rugged 24 inch preassembled nylon parachute, ensuring that your model can return safely to deliver another amazing flight. No doubt about it, this upsized classic will be the talk of any launch site! Be the envy of your rocket group, get yours today and be a part of a new legend...the Estes Interceptor E! (Estes 2012 Web Ad)

Editorial Note:



Catalog Liveries



2008



2010

Web Liveries



2012

Face Card(s)



536



Instruction Header



Also of interest: Estes Interceptor Family

(Mini Brute) Javelin (#0815)



MODEL NAME: **Javelin**

Also known as: Mini Brute Javelin

NUMBER: #0815

Introduced: 1973

Final Year: 1984

Designer:

Type: Sport

Motor Mount: 1x13mm

Recovery: Streamer

Stages: 1

Length: 12.4"

Diameter: 0.541"

Span:

Weight: 0.34 oz



Mfg. Description: Easy to build competition design. Scale-like appearance, fantastic performance. Sounding rocket vehicle, reaches altitudes over 1,000 feet. (Estes 1973 Catalog)

Editorial Note: This rocket was part of a 2 rocket set, along with the Super Fleas, also #0815

Catalog Liveries



1973



1975



1976



1977



1978




1980



1981



1982



1983

Web Liveries

Face Card(s)

Instruction Header



Also of interest:

(Pro Series) Jayhawk (#2085)



MODEL NAME: **Jayhawk**

Also known as: Pro Series Jayhawk

NUMBER: #2085

Introduced: 1993

Final Year: 1996

Designer:

Type: Scale

Motor Mount: 1x24mm

Recovery: Parachute

Stages: 1

Length:

Diameter:

Span:

Weight:

Mfg. Description:

Editorial Note:



Catalog Liveries



1993

Web Liveries

Face Card(s)

Also of interest: AQM-37 Jayhawk Ordnance Family, Estes Pro Series Family



Little Joe II (#0892)

MODEL NAME: **Little Joe II** *Also known as:*

NUMBER: #0892

Introduced: 1991

Final Year: 1992

Designer:

Type: Scale

Motor Mount:

Recovery: Parachute

Stages: 1

Length: 10.5"

Diameter: 1.54"

Span:

Weight: 1.02 oz



Mfg. Description: 1/100th scale model of launch vehicle used to test the Apollo capsule escape system. After successful testing of the escape system, the Apollo capsules and escape rocket were used in the manned flights of the Saturn space program. Our model flies to heights of 425 feet. (Estes 1991 Catalog)

Editorial Note:

Catalog Liveries



1991

Web Liveries

Face Card(s)

Also of interest: Little Joe II Launch Vehicle Family

Little John (#0819)



MODEL NAME: **Little John**

Also known as: Mini Brute Little John

NUMBER: #0819

Introduced: 1973

Final Year: 1981

Designer:

Type: Scale

Motor Mount: 1x13mm

Recovery: Parachute

Stages: 1

Length: 14"

Diameter: 0.976"

Span:

Weight: 8.875 oz

Mfg. Description: An authentic appearance of a semi-scale model. Surface to surface military vehicle with U.S. Army decor. (Estes 1973 Catalog)

Editorial Note:

Catalog Liveries



1973



1975



1977



1978



1980




1981

Web Liveries

Face Card(s)

Instruction Header



Also of interest: MGR-3 Little John Ordnance Family, Estes Mini Brute Family

Long Tom (#3016)



MODEL NAME: **Long Tom**

Also known as:

NUMBER: #3016

Introduced: 2010

Final Year:

Designer:

Type: Sport, 2 Stage

Motor Mount: 1x18mm/1x18mm

Recovery: Tumble/Parachute

Stages: 2

Length: 33.25"

Diameter: 1.33"

Span:

Weight: 1.2 oz

Mfg. Description: A sleek 2-stage sport rocket standing over 33 inches tall, the Long Tom is one mighty impressive rocket. This rocket can be flown as a single stage or 2-stage and can reach heights of 1100 amazing feet.

The Long Tom flies on standard engines and a bright 18 inch parachute brings him back to earth. Prepare him for re-launch with a new Estes engine, wadding, an igniter and igniter plug.

A high quality wood nose cone, laser cut wood fins and waterslide decals mimic the original kit. Any changes Estes made only enhanced this classic kit. (Estes 2011 Web Ad)

Editorial Note:

Catalog Liveries



2010



Web Liveries



2011

Face Card(s)



Also of interest: Centuri Long Tom Family

Lucky Seven (#0807)



MODEL NAME: **Lucky Seven**

Also known as:

NUMBER: #0807

Introduced: 2005

Final Year: 2007

Designer:

Type: Scale

Motor Mount: 1x13mm

Recovery: Parachute

Stages: 1

Length: 7.9"

Diameter: 1.37"

Span:

Weight: 1.5 oz



Mfg. Description: The Lucky Seven is a stellar looking version of the Acceleration Engineering X Prize Competition spaceship. Blasting 200 feet in the air and powered by an Estes Mini Engine. Recovered by a colorful, fully assembled parachute. Easy Assembly. 1:50 Scale. (Estes 2005 Catalog)

Editorial Note:

Catalog Liveries



2005



2006



2007



Web Liveries

Face Card(s)

Instruction Header



Also of interest: X Prize Launch Vehicle Family, Estes X Prize Family

Mach-2 (#1379)



MODEL NAME: **Mach-2**

Also known as:

NUMBER: #1379

Introduced: 1982

Final Year: 1984

Designer:

Type: Sport

Motor Mount: 1x24mm

Recovery: Parachute

Stages: 1

Length: 25.5"

Diameter: 1.637"

Span:

Weight: 2.6"

Out
Of
Production

Mfg. Description: Experimental sounding rocket design. This bird is easy-to-assemble and mighty "D" engine powered for flights over 1,000 feet. (Estes 1982 Catalog)

Editorial Note:

Catalog Liveries



1982



1983



1984



Web Liveries

Face Card(s)

Instruction Header



Also of interest:

Magician (#2440)



MODEL NAME: **Magician**

Also known as:

NUMBER: #2440

Introduced: 2010

Final Year:

Designer:

Type: Payload

Motor Mount: 1x24mm

Recovery: Parachute

Stages: 1

Length: 33.5 in. (85 cm)

Diameter: 1.33 in. (34 mm)

Span:

Weight: 3.5 oz. (100 g)

Mfg. Description: Conjure up some special, space magic with the Magician! No tricks up anyone's sleeve here, just a super high performance payload model rocket. The talented Estes rocket shop designers have spun their magic to create an enormous, supersized payload rocket. The Magician can handle all the power you put in the motor tube to send it on a magical mystery tour of the atmospheric kind!

This sorcerer stands an impressive 33.5 inches tall and has a clear payload section. You can launch just about anything into space. Well, not quite anything, but it's sure to hold a small race car, an action figure, or whatever your imagination can dream up. If it fits into the payload section, launch it!

A Skill Level 3 rocket, this kit comes with high quality laser cut wood fins and waterslide decals. Designed to be flown on D or *E engines, this rocket will scream off the launch pad to heights over 1600 feet. Getting this illusionist back to earth is magically accomplished on a colorful preassembled 18 inch parachute. (Estes 2012 Web Ad)

Editorial Note: Not to be confused with Estes Magician (#1943)

Catalog Liveries



2010

5 5 0



Web Liveries



2012

Face Card(s)





Instruction Header



Also of interest:



Magnum (#2032)

MODEL NAME: **Magnum**

Also known as:

NUMBER: #2032

Introduced: 1990

Final Year: 1994

Designer:

Type: 2 Stage, Payload

Motor Mount: 1x24mm/1x18mm

Recovery: Tumble/Parachute

Stages: 2

Length: 34.625"

Diameter: 1.637"

Span:

Weight: 4.17 oz

Out
Of
Production

Mfg. Description: Big, challenging rocket with clear payload bay for cargo features "D" powered booster stage and regular engine upper stage. Launch to altitudes approaching 1/4 mile. Rocket and cargo return safely with giant 24" parachute. A 3/16" dia. Maxi Rod (#2244) is required for launch. (Estes 1990 Catalog)

Editorial Note:

Catalog Liveries



1990



1992



1993




1994



Web Liveries

Face Card(s)

Instruction Header



Also of interest:



(Astron) Mark (K-2 or #1202)

MODEL NAME: **Astron Mark** *Also known as: Mark*

NUMBER: K-2 or #1202

Introduced: 1961

Final Year: 1971

Designer: G. Harry Stine

Type: Sport

Motor Mount: 1x18mm

Recovery: Streamer

Stages: 1

Length: 9.12"

Diameter: 0.765"

Span:

Weight: 0.65 oz



Mfg. Description: The Astron Mark is excellent for the beginner in model rocketry. This kit is easy to build, and acquaints the rocketeer with the methods of streamer recovery. Ideal for demonstrations and sport flying. (Estes 1961 Catalog)

Editorial Note:

Catalog Liveries



1961



1963



1964



1966



1967



1968



1969



1970



1971

Web Liveries

Face Card(s)



5 5 6

Instruction Header



Also of interest: Estes Mark Family

(Astron) Mark II (K-2A or #1202)



MODEL NAME: **Mark II**

Also known as: Astron Mark II

NUMBER: K-2A or #1202

Introduced: 1971

Final Year: 1984

Designer: Larry Renger

Type: Sport

Motor Mount: 1x18mm

Recovery: Streamer

Stages: 1

Length: 9.1"

Diameter: 0.765"

Span:

Weight: 0.7 oz



Mfg. Description: Ideal for sport or competition flying. Top-notch performance every time.
(Estes 1972 Catalog)

Editorial Note:

Catalog Liveries



1972



1973



1975



1977



1981

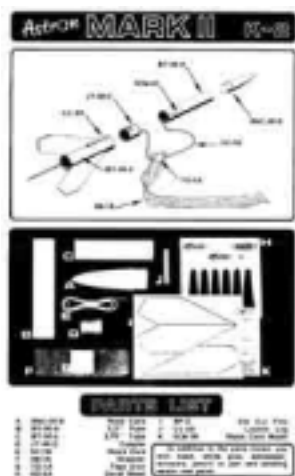


1983

Web Liveries

Face Card(s)

Instruction Header



Also of interest: Estes Mark Family

Mars Lander (K-43 or #1243)



MODEL NAME: **Mars Lander** *Also known as:*

NUMBER: K-43 or #1243

Introduced: 1969

Final Year: 1983

Designer: Wayne Kellner

Type: Exotic

Motor Mount: 1x18mm

Recovery: Parachute

Stages: 1

Length: 12"

Diameter: 3.8"

Span: 13.2"

Weight: 3 oz



Mfg. Description: Authentic, forward-looking concept in planetary exploration vehicles. (Estes 1969 Catalog)

Editorial Note:

Catalog Liveries



1969



1970



1971



1972



1973



1975



1976



1977



1978



1981



1982



1983

Web Liveries

Face Card(s)

Instruction Header



Also of interest:

5 6 2



Mars Snooper (K-20 or #1220)

MODEL NAME: **Mars Snooper**

Also known as:

NUMBER: K-20 or #1220

Introduced: 1965

Final Year: 1974

Designer: Gene Street

Type: Exotic

Motor Mount: 1x18mm

Recovery: Parachute

Stages: 1

Length: 21.7"

Diameter: 0.95"

Span:

Weight: 2.2 oz



Mfg. Description: A truly different model rocket, the Mars Snooper combines interesting appearance with reliable performance - makes an excellent model for demonstration flying and display. Features payload section and 18" parachute, pre-cut fins for easier assembly. Recommended for the careful modeler, the Mars Snooper kit comes with all parts and detailed instructions (but no engines). (Estes 1966 Catalog)

Editorial Note:

Catalog Liveries



1966



1967



1968



1969




1970



1971



1972



1973

Face Card(s)



Instruction Header



Also of interest: Estes Mars Snooper Family
5 6 4



Mars Snooper (#2063)

MODEL NAME: **Mars Snooper**

Also known as: Collector's Series Mars Snooper

NUMBER: #2063

Introduced: 1992

Final Year: 1992

Designer: Gene Street

Type: Exotic

Motor Mount: 1x18mm

Recovery: Parachute

Stages: 1

Length: 21.7"

Diameter: 0.95"

Span:

Weight: 2.2 oz



Mfg. Description: Limited edition flying model rocket with display stand and written history. Introduced into the Estes line as a fantasy demonstration rocket. (Estes 1992 Catalog)

Editorial Note:

Catalog Liveries



1992

Web Liveries

Face Card(s)

Instruction Header

Also of interest: Estes Mars Snooper Family, Estes Collector's Series Family

Mars Snooper II (K-20 or #1220)



MODEL NAME: **Mars Snooper II**

Also known as: Astron Mars Snooper II

NUMBER: K-20 or #1220

Introduced: 1975

Final Year: 1980

Designer: Gene Street

Type: Exotic

Motor Mount: 1x18mm

Recovery: Parachute

Stages: 1

Length: 22.3"

Diameter: 0.976"

Span:

Weight: 2.3 oz



Mfg. Description: Looks like a real spaceship. Futuristic decor, advanced styling, and simulated touch down pads give it a real science-fiction appearance. Eye-catching flights with big 18" parachute recovery. Includes die-cut parts, kit decals, and quick release engine mount. (Estes 1975 Catalog)

Editorial Note: It seems that when Estes modified their original Mars Snooper in 1975, they kept the same item number and K number as the original but did modify the name.

Catalog Liveries



1975



1976




1977



Web Liveries

Face Card(s)



Instruction Header



Also of interest: Estes Mars Snooper Family

Maxi Alpha (#1291)



MODEL NAME: Maxi Alpha *Also known as:*

NUMBER: #1291

Introduced: 1977

Final Year: 1980

Designer:

Type: Sport, Upscale

Motor Mount: 1x24mm

Recovery: Parachute

Stages: 1

Length: 33.2"

Diameter: 2.6"

Span:

Weight: 6.17 oz



Mfg. Description: Giant scale version of our most popular rocket, the Alpha. Great for demonstrations and slow, realistic lift-offs and dramatic 24" chute recovery. Flights up to 500 feet with "D" engine. Comes with die cut balsa fins, molded plastic nose cone, quick release engine mount and huge decal. Assembles in approximately 30 minutes. Perfect launch vehicle for one, two or three Firefly gliders. (Estes 1977 Catalog)

Catalog Liveries



1977



1979

Web Liveries



Face Card(s)



Also of interest: Estes Alpha Family

Maxi Alpha 3 (#1321)



MODEL NAME: **Maxi Alpha 3** *Also known as:*

NUMBER: #1321

Introduced: 1979

Final Year: 1985

Designer: Bruce Paton, Keith Niskern

Type: Sport

Motor Mount: 1x24mm

Recovery: Parachute

Stages: 1

Length: 33.25"

Diameter: 2.6"


Span:

Weight: 7.4 oz



Mfg. Description: Very easy-to-assemble giant scale version of one of our most popular kits. Can be ready to launch in approximately 30 minutes. Features new press-fit plastic fin unit plus plastic nose cone. "D" engine power for truly spectacular flights up to 500 feet. Perfect for demonstrations. Really dramatic recovery via huge 24" parachute. Nose cone, fin unit and body tube are all pre-colored. No painting required! Includes big kit decals and quick release engine mount too! A 3/16" launch rod is recommended for lift off. (Estes 1979 Catalog)

Catalog Liveries



1979



1981



1983



1985

Web Liveries

Face Card(s)

570

Also of interest:



Maxi Alpha 3 (#1903)

MODEL NAME: **Maxi Alpha 3** *Also known as:*

NUMBER: #1903

Introduced: 2011

Final Year:

Designer:

Type: Sport

Motor Mount: 1x24mm

Recovery: Parachute

Stages: 1

Length: 33.25 in. (84.5 cm)

Diameter: 2.6 in. (66 mm)

Span:

Weight: 6.6 oz. (187 g)

Mfg. Description: D & E engine power at its finest! Powered by a D12-3, *E9-4 or an *E9-6, the Maxi Alpha 3 can reach heights of 700 feet! That's pretty amazing for a rocket that weighs over 6 ounces yet is fairly simple to build.

It might take an afternoon of your time but then it's off to the flying field to have some fun!
(Estes 2011 Web Ad)

Catalog Liveries



2011



Web Liveries



2011

Face Card(s)



Also of interest:



Maxi Honest John (#1269)

MODEL NAME: **Maxi Honest John** *Also known as: Maxi Brute Honest John, Honest John*

NUMBER: #1269

Introduced: 1975, also 1993 for one year

Final Year: 1983

Designer: Ed Brown

Type: Scale

Motor Mount: 1x24mm

Recovery: Parachute

Stages: 1

Length: 37"

Diameter: 2.6"

Span:

Weight: 14 oz

Mfg. Description: Our newest Maxi-Brute is a 1/9 scale model of the famous U.S. Army surface-to-surface, supersonic ballistic missile. Lists as a 762mm, very heavy field artillery rocket, the real M31 series Honest John follows a free flight trajectory similar to that of an artillery shell. First developed as a JATO booster for other missiles, the motor had such tremendous thrust that a warhead and fins were added to make it a separate rocket. Completely mobile, the Honest John can be carried by and fired from a regulation Army truck. A small team of only five or six men is required for handling and launching. Employing a solid fuel rocket motor, it has high reliability coupled with great accuracy over a range of 15 to 30 miles. Producing a thrust of 90,950 lbs it travels at speeds of mach 1.5 and is capable of delivering a nuclear or high explosive warhead. Spin motors provide initial stabilization at liftoff. One of the main stays of the Army's tactical atomic weapons system, the Honest John has been operation with US Pentomic airborne and infantry divisions and overseas with our NATO forces.

Our new, highly detailed version of this well known rocket uses single "D" engine power for truly realistic lift-offs.

Smaller diameter body should make it our best performing Maxi. Comes with pre-shaped, accurately scaled fins and molded plastic nose cone, plus quick-release engine mount and additional scale data. Spectacular recovery with dual 24" orange and white canopy chutes. Great for demonstrations and perfect as a display model. A 3/16" is recommended for best lift-off results. (Estes 1995 Catalog)

Catalog Liveries



1975



1976 Christmas



1977



1979



1980



1981



1982



1983



1993



Web Liveries

Face Card(s)



Also of interest: MGR-1 Honest John Ordnance Family, Estes Maxi Brute Family

Maxi Streak (#1387)



MODEL NAME: **Maxi Streak** *Also known as:*

NUMBER: #1387

Introduced: 1982

Final Year: 1984

Designer:

Type: Sport, Upscale

Motor Mount: 1x24mm

Recovery: Streamer

Stages: 1

Length: 13.1"

Diameter: 1.637"

Span:

Weight: 1.75 oz



Mfg. Description: High altitude "D" powered version of the famous Estes Streak. Delivers flights over 1300 feet and returns via huge 90" streamer recovery. (Estes 1982 Catalog)

Editorial Note:

Catalog Liveries



1982



1983

Maxi V-2 (K-67 or #1267)



MODEL NAME: **Maxi V-2**

Also known as: Maxi Brute V2

NUMBER: K-67 or #1267

Introduced: 1974

Motor Mount: 1x24mm

Final Year: 1981

Designer: Wayne Kellner

Type: Scale

Recovery: Parachute

Stages: 1

Length: 33.5"

Diameter: 3.938"

Span:

Weight: 12.5 oz.



Mfg. Description: This new giant scale model is a replica of the ground-to-ground ballistic missile developed at Peenemunde before and during World War II. The United States captured many of these rockets during World War II and used them as test vehicles at White Sands during the late 1940s and early 1950s. The last V-2 firing was made at the White Sands Proving Ground in December, 1952. (Estes 1974 Catalog)

Catalog Liveries



1974



1977

Web Liveries

Face Card(s)

Also of interest: Estes Maxi Brute Family, All V2 Families



Mean Machine (#1295)

MODEL NAME: **Mean Machine**

Also known as:

NUMBER: #1295

Introduced: 1978

Final Year:

Designer: Mike Dorffler

Type: Sport

Motor Mount: 1x24mm

Recovery: Parachute

Stages: 1

Length: 76.75"

Diameter: 1.637"

Span:

Weight: 5.8 oz

Mfg. Description: Tallest rocket in the Estes fleet. Over 6 feet long with giant 24" parachute recovery. "D" engine powered for spectacular flights over 800 feet. Easily assembled with die cut balsa fins, quick release engine mount and plastic nose cone. Huge "kit name" decal adds the finishing touch for a really great looking bird. (Estes 1978 Catalog)

Editorial Note:

Catalog Liveries



1978



1981



1983



1985



1986



1989



1993



1995



1996



1998



2001



2002



2003



2004



2007



2008



2010

Web Liveries



2012



Face Card(s)



Instruction Header



Also of interest: Estes Mean Machine Family

Mega Mosquito (#1335)



MODEL NAME: **Mega Mosquito** *Also known as:*

NUMBER: #1335

Introduced: 2011

Final Year:

Designer: Bill Simon

Type: Sport, Upscale

Motor Mount: 1x24mm

Recovery: Parachute

Stages: 1

Length: 18.6 in. (47.2 cm)

Diameter: 2.6 in. (66 mm)

Span:

Weight: 5.2 oz. (147.4 g)

Mfg. Description: D & E engine power and mini engine power too! Powered by a D12-3, D12-5, E9-4 or an E9-6, the Mega Mosquito (Skill Level 2) can reach heights of 750 feet! That's pretty amazing for a rocket that weighs over 5 ounces yet is simple to build.

And let's not forget about the BONUS Mosquito (Skill Level 1) included. That's the mini engine power of the kit. Standing just 3.8" tall, the Mosquito will go 800 feet high!

It might take an afternoon of your time but then it's off to the flying field to "double" your fun! (Estes 2012 Web Ad)

Editorial Note: The 2011 Catalog image appears to be of the standard Mosquito instead of the Mega Mosquito.

Catalog Liveries



2011



Web Liveries



2012

Face Card(s)



Instruction Header

Also of interest: Estes Mosquito Family

Menace (#2173)



MODEL NAME: **Menace**

Also known as:

NUMBER: #2173

Introduced: 2001

Final Year: 2002

Designer:

Type: Pseudo Scale

Motor Mount: 1x18mm

Recovery: Parachute

Stages: 1

Length: 18"

Diameter: 1.64"

Span:

Weight: 2.6 oz



Mfg. Description: The Menace is a great defender of freedom. This ground-to-air missile is definitely a menace to its target. Protect the skies with the Menace! (Estes 2002 Catalog)

Editorial Note:

Catalog Liveries



2001



2002



Web Liveries

Face Card(s)

Instruction Header



Also of interest:

Mercury Atlas (#2111)



MODEL NAME: **Mercury Atlas**

Also known as:

NUMBER: #2111

Introduced: 1995

Final Year: 1998

Designer:

Type: Scale

Motor Mount: 1x24mm

Recovery: Parachute

Stages: 1

Length: 33"

Diameter: 3.4"

Span:

Weight: 7.8 oz



Mfg. Description: The Mercury Atlas, a never before produced flying scale model. This 33 inch tall scale model features a wealth of intricate detail created in injection and vacuum formed plastic. (Estes 1995 Catalog)

Editorial Note:

Catalog Liveries



1995



1998

Web Liveries



Face Card(s)

Instruction Header



Also of interest: Mercury Atlas Launch Vehicle Family

Mercury Redstone (K-41 or #1241)

MODEL NAME: **Mercury Redstone**

Also known as:

NUMBER: K-41 or #1241

Introduced: 1969

Final Year: 1981

Designer: Gene Street

Type: Scale

Motor Mount:

Recovery: Parachute

Stages: 1

Length: 23.5"

Diameter: 1.637"

Span:

Weight: 2.1 oz



Mfg. Description: A beautiful rocket to thrill even the most advanced rocketeer. The Mercury Redstone is an exact scale model of the vehicle that boosted Commander Alan Shepard on America's first manned space flight. Scaled at 1 to 42, the model is accurately detailed and includes a complete decal sheet. Although it requires care and precision in construction, the completed model will become one of your favorite rockets. Kit comes complete with all parts and instructions. (Estes 1969 Catalog)

Editorial Note:

Catalog Liveries



1969



1970



1971



1972



1973



1975



1977



1978



1981

Web Liveries

Face Card(s)

Also of interest: Mercury Redstone Launch Vehicle Family

Mercury Redstone (#1921)



MODEL NAME: **Mercury Redstone**

Also known as:

NUMBER: #1921

Introduced: 1984

Final Year: 1990

Designer:

Type: Scale

Motor Mount:

Recovery: Parachute

Stages: 1

Length: 28.75"

Diameter: 2.04"

Span:

Weight: 3.0 oz



Mfg. Description: Historical 1/35 scale model of the Mercury sub-orbital rocket used to launch Alan Shepard into space flight May 5, 1961. Authentic detailing includes large decal and injection molded mercury capsule and tower. Rocket and capsule each return to Earth via 12" chute recovery. (Estes 1984 Catalog)

Editorial Note:

Catalog Liveries



1984



1985



1986



Web Liveries

Face Card(s)



Also of interest: Mercury Redstone Launch Vehicle Family

Metalizer (#2168)



MODEL NAME: **Metalizer**

Also known as:

NUMBER: #2168

Introduced: 2007

Final Year:

Designer:

Type: Sport

Motor Mount: 1x18mm

Recovery: Parachute

Stages: 1

Length: 22.5 in. (57.2 cm)

Diameter: 1.35 in. (34 mm)

Span:

Weight: 2.4 oz. (68 g)

Mfg. Description: You'll need protection from UV rays when the Metalizer streaks upward! If you want a rocket that's easy to spot while streaking skyward, the Metalizer is the one for you.

This Estes E2X - Easy to Assemble kit has just a few easy parts to glue together.

You'll be on the flying field in about an hour. The super cool, chrome looking body tube is matched up with a radically shaped, chromed fin set and super slick nose cone to create the ultimate silver bullet! It makes a smooth landing with its bright-colored 12 inch preassembled parachute. Bring your shades because you're going to need them when launching the Metalizer! (Estes 2012 Web Ad)

Editorial Note:

Catalog Liveries



2007



2008



2010



Web Liveries



2012

Face Card(s)



Instruction Header



Micron (#0876)



MODEL NAME: **Micron**

Also known as:

NUMBER: #0876

Introduced: 1989

Final Year: 1991

Designer:

Type: Sport

Motor Mount: 1x13mm

Recovery: Streamer

Stages: 1

Length: 8.25"

Diameter: 0.736"

Span:

Weight: 0.50 oz



Mfg. Description: This little rocket has all the extras. Powered by Mini-Engines, Micron delivers great flights and returns to earth via streamer recovery. (Estes 1989 Catalog)

Editorial Note:

Catalog Liveries



1989



1990

Web Liveries



Face Card(s)



Instruction Header



Also of interest:

(Astron) Midget (K-40 or #1240)



MODEL NAME: **Astron Midget**

Also known as: Midget

NUMBER: K-40 or #1240

Introduced: 1969

Final Year: 1973

Designer: Bill Simon

Type: Sport, 2 Stage

Motor Mount: 1x18mm/1x18mm

Recovery: Tumble/Parachute

Stages: 2

Length: 9.25"

Diameter: 0.976"

Span:

Weight: 0.56 oz



Mfg. Description: No midget in performance, this unique 2 stage rocket is designed to get the most out of smaller series III engines. Graceful in flight and fast at liftoff, the Astron Midget is an exciting design to fly. Upper stage features chute recovery while booster flutters gently back to earth. Kit contains all parts and instructions (less engines). (Estes 1969 Catalog)

Editorial Note: This is the original Midget and used short 18mm motors. It was replaced by TK-40 which used 13mm motors.

Catalog Liveries



1969



1970



1971

Web Liveries



Face Card(s)

Instruction Header



Also of interest: Estes Midget Family

Midget (TK-40 or #0840)



MODEL NAME: **Midget**

Also known as:

NUMBER: TK-40 or #0840

Introduced: 1972

Final Year: 1973

Designer: Bill Simon

Type: Sport, 2 Stage

Motor Mount: 1x13mm/1x13mm

Recovery: Tumble/Parachute

Stages: 2

Length: 8.6"

Diameter: 0.736"

Span:

Weight: 0.4 oz



Mfg. Description: No midget in performance, this unique two-stage rocket gets the most out of the mini-engines. Graceful flight, fast take-off. Parachute for upper stage. Booster tumbles down. (Estes 1972 Catalog)

Editorial Note: This version of the Midget replaced the 18mm "shortie" motors of the original (K-40) with 13mm motors.

Catalog Liveries



1972



1973

Face Card(s)

Instruction Header

Also of interest: Estes Midget Family, Estes Mini Brute Family



Mini Bertha (TK-3 or #0803)

MODEL NAME: **Mini Bertha**

Also known as:

NUMBER: TK-3 or #0803

Introduced: 1971

Final Year: 1982

Designer:

Type: Sport, Downscale

Motor Mount: 1x13mm

Recovery: Parachute

Stages: 1

Length: 11.25"

Diameter: 0.736"

Span:

Weight: 0.484 oz



Mfg. Description: The really tough Mini Brute. Parachute recovery with colorful 8" plastic chute. Two color decal sheets. Balsa and paper construction. (Estes 1971 Fall Catalog)

Catalog Liveries



1971 (fall)



1972



1973



1975



1977



1981

Web Liveries

Face Card(s)

Also of interest: Estes Big Bertha

Mini Bomarc (TK-5 or #0805)



MODEL NAME: **Mini Bomarc** *Also known as:*

NUMBER: TK-5 or #0805

Introduced: 1972

Final Year: 1980

Designer: Larry Renger

Type: Scale

Motor Mount: 1x13mm

Recovery: parachute

Stages: 1

Length: 11.75"

Diameter: 0.736"

Span: 4.5"

Weight: 1 oz

Mfg. Description: Famous flying scale model. Authentic full color decals for Canadian Air Force decor. Die cut and pre-printed fins. (Estes 1972 Catalog)

Catalog Liveries



1972



1973



1977

Web Liveries

Face Card(s)

Also of interest: CIM-10 Bomarc Ordnance Family, Estes Mini Brute Family



Mini Cobra (#0898)

MODEL NAME: **Mini Cobra**

Also known as:

NUMBER: #0898

Introduced: 1992

Final Year: 1996

Designer:

Type: Sport, 2 Stage

Motor Mount: 1x13mm/1x13mm

Recovery: Tumble/?

Stages: 2

Length: 10"

Diameter: 0.544"

Span:

Weight: 0.47 oz



Mfg. Description: Super high performance two-stage mini sport rocket. (Estes 1992 Catalog)

Editorial Note:

Catalog Liveries



1992



1993



1995

Web Liveries



Face Card(s)



Instruction Header



Also of interest:



Mini Honest John (#2446)

MODEL NAME: **Mini Honest John**

Also known as:

NUMBER: #2446

Introduced: 2011

Final Year:

Designer:

Type: Scale

Motor Mount: 1x13mm

Recovery: Parachute

Stages: 1

Length: 11.75 in. (29.8 cm)

Diameter: 0.98 in. (25 mm)

Span:

Weight: 1.2 oz. (34 g)

Mfg. Description: Mini engine powered, this sport scaled model of a U.S. battle field artillery missile features a detailed molded nose cone and balsa fins. Although simple in construction the resulting model features plenty of detail that you will be proud to display. (Estes 2011 Web Ad)

Catalog Liveries



2011



Web Liveries



2011

Face Card(s)



Also of interest: MGR-1 Honest John Ordnance Family



Mini Max (#2445)

MODEL NAME: **Mini Max**

Also known as:

NUMBER: #2445

Introduced: 2010

Final Year:

Designer:

Type: Sport, Downscale

Motor Mount: 1x13mm

Recovery: Streamer

Stages: 1

Length: 9.75 in. (24.8 cm)

Diameter: 0.98 in. (25 mm)

Span:

Weight: 1.3 oz. (37 g)

Mfg. Description: You want it, we've got it! Since the Der Red Max is so extremely popular, we've created another smash hit with a smaller version of the Estes classic. Just like the Der Red Max, the Mini Max is uniquely designed. It has the same ballistic shaped nose cone and stubby fins as its bigger counterpart.

Standing almost 10 inches tall, this miniature version definitely has a personality all its own! Powered by Estes mini engines, it can reach amazing heights of 400 feet. After its aerial assault, recovery is accomplished with a high-viz streamer.

The new Mini Max has all the great looks of the classic version, right down to the really cool skull and crossbones decals. Like many of our new and classic kits, the Mini features a wood nose cone, laser cut wood fins and waterslide decals. (Estes 2011 Web Ad)

Catalog Liveries



2010



.Web Liveries



2011

Face Card(s)



Also of interest: Estes Der Red Max Family



Mini Mean Machine (#0865)

MODEL NAME: **Mini Mean Machine**

Also known as:

NUMBER: #0865

Introduced: 1982

Final Year: 1990

Designer:

Type: Sport, Downscale

Motor Mount: 1x13mm

Recovery: Parachute

Stages: 1

Length: 38.5"

Diameter: 0.736"

Span:

Weight: 1.06 oz



Mfg. Description: Mini-powered version of our huge Mean Machine kit. Over 36 inches long and capable of flights over 700 feet. (Estes 1982 Catalog)

Editorial Note:

Catalog Liveries



1982



1983



1985



1989



Web Liveries

Face Card(s)



Instruction Header



Also of interest: Estes Mean Machine Family, Estes Mini Brute Family



Mk-109 Stingray (#1232)

MODEL NAME: **Mk-109 Stingray**

Also known as: Launchables Stingray

NUMBER: #1232

Introduced: 2002

Final Year: 2003

Designer:

Type: Pseudo Scale

Motor Mount: 1x18mm

Recovery: Parachute

Stages: 1

Length: 16"

Diameter: 1"

Span:

Weight: 1.7 oz

Mfg. Description:

Editorial Note:



Catalog Liveries

Web Liveries

Face Card(s)



Instruction Header

Also of interest: Estes Mk-109 Stingray Family, Estes Launchables Marketing Family

Mk-109 Stingray (#2131)



MODEL NAME: **Mk-109 Stingray**

Also known as:

NUMBER: #2131

Introduced: 1997

Final Year: 2002

Designer:

Type: Pseudo Scale

Motor Mount: 1x18mm

Recovery: Parachute

Stages: 1

Length: 16"

Diameter: 1"

Span:

Weight: 1.7 oz



Mfg. Description: If Estes built missiles for the military, the Stingray would be in their arsenal! Of course the Estes rocket would be parachute recovered... and able to fly over and over again. (At considerably less cost than the military is used to paying!) Rockets to over 1,000 feet! (Estes 1997 Catalog)

Editorial Note:

Catalog Liveries



1997



1998



2000



2002

Web Liveries



Face Card(s)



Instruction Header

Also of interest: Estes Mk-109 Stingray Family

Monarch (#2172)



MODEL NAME: **Monarch**

Also known as:

NUMBER: #2172

Introduced: 2001

Final Year: 2004

Designer:

Type: Sport

Motor Mount: 1x18mm

Recovery: Parachute

Stages: 1

Length: 17.25"

Diameter: 0.98"

Span:

Weight: 1.8 oz



Mfg. Description: The Monarch has a unique fin configuration that gives extra stability in flight. This regal rocket flies over 1200 feet. (Estes 2002 Catalog)

Editorial Note:


Catalog Liveries



2001



2002



2003




2004

Web Liveries



Face Card(s)

Instruction Header



Also of interest:

Monarch (#7214)



MODEL NAME: **Monarch**

Also known as:

NUMBER: #7214

Introduced: 2010

Final Year:

Designer:

Type: Sport

Motor Mount: 1x18mm

Recovery: Parachute

Stages: 1

Length: 22.5 in. (57.1 cm)

Diameter: 1.33 in. (34 mm)

Span:

Weight: 2.4 oz. (68 g)

Mfg. Description: Another great addition to the Estes line. The Monarch is a Skill level 1 kit that definitely has the beginner in mind. A simple to build kit, yet an impressive kit, the serious rocketeer will want to add to their collection.

Standing over 22 inches tall, this rocket can reach 700 feet on standard Estes engines. A preassembled 12 inch parachute returns this rocket back to earth. Repack the parachute, grab a new engine, wadding, igniter and igniter plug and you are ready to blast off again! (Estes 2012 Web Ad)

Editorial Note:

Catalog Liveries



2010



Web Liveries



2012

Face Card(s)



Instruction Header

Also of interest:

Mongoose (#2092)



MODEL NAME: **Mongoose**

Also known as:

NUMBER: #2092

Introduced: 1994

Final Year:

Designer:

Type: Sport, 2 Stage

Motor Mount: 1x18mm/1x18mm

Recovery: Tumble/Parachute

Stages: 2

Length: 26.5 in. (67.3 cm)

Diameter: 0.98 in. (25 mm)

Span:

Weight: 2.3 oz. (65.2 g)

Mfg. Description: The Estes Mongoose is the perfect first time building and flying experience for a newbie who wants to try their hand at flying a two stage rocket.

A two stage rocket has two sections of the rocket with the engines stacked or staged one on top of the other. The lower or first stage contains a booster engine that kicks the rocket off the launch pad, and the upper or second stage has a standard engine inserted into it for extreme flight altitude.

Recovery is usually by parachute or streamer. The action is always hot when flying a staged rocket! The Mongoose can be flown as a single stage rocket or add a booster engine and watch this beast soar to astonishing heights of over 1,800 feet.

Standing over 26 inches tall, this highflying rocket will descend back to earth on a colorful preassembled parachute. (Estes 2012 Web Ad)

Editorial Note:

Catalog Liveries



1994



1995



1998




2000



2001



2002



2003



2004



2005



2008



2010

Web Liveries




2012

Face Card(s)





Instruction Header



Also of interest:



Mosquito (TK-1 or #0801)

MODEL NAME: **Mosquito** *Also known as:*

NUMBER: TK-1 or #0801

Introduced: 1971

Final Year: 2002

Designer: Bill Simon

Type: Sport

Motor Mount: 113mm

Recovery: Tumble

Stages: 1

Length: 3.5"

Diameter: 0.541"

Span:

Weight: 0.1 oz



Mfg. Description: Fantastic Performance. Featherweight recovery. Balsa and paper construction. Simple spray paint decor. (Estes 1972 Catalog)

Editorial Note:

Catalog Liveries



1972



1973



1975



1977



1980



1981



1982



1983



1984



1985



1989



1993



1995



1998



2000



2001



2002

Web Liveries

Face Card(s)





Instruction Header



Also of interest: Estes Mosquito Family, Estes Mini Brute Family



Mosquito (#1335)

MODEL NAME: **Mosquito**

Also known as: Bonus Mosquito

NUMBER: #1335

Introduced: 2011

Final Year:

Designer: Bill Simon

Type: Sport

Motor Mount: 1x13mm

Recovery: Tumble

Stages: 1

Length: 3.8 in. (9.6 cm)

Diameter: 0.54 in. (14 mm)

Span:

Weight:

Mfg. Description: D & *E engine power and mini engine power too! Powered by a D12-3, D12-5, E9-4* or an E9-6*, the Mega Mosquito (Skill Level 2) can reach heights of 750 feet! That's pretty amazing for a rocket that weighs over 5 ounces yet is simple to build.

And let's not forget about the BONUS Mosquito (Skill Level 1) included. That's the mini engine power of the kit. Standing just 3.8" tall, the Mosquito will go 800 feet high!

It might take an afternoon of your time but then it's off to the flying field to "double" your fun! (Estes 2012 Web Ad)

Editorial Note: This version of the Mosquito was packaged with the Mega Mosquito, also #1335, and not available separately

Catalog Liveries



2011



Web Liveries



2012

Face Card(s)



Instruction Header

Also of interest: Estes Mosquito Family



National Aerospace Plane (#2037)

MODEL NAME: **National Aerospace Plane**

Also known as:

NUMBER: #2037

Introduced: 1990

Final Year: 1994

Designer:

Type: Exotic

Motor Mount: 1x18mm

Recovery: Parachute

Stages: 1

Length: 26.5"

Diameter: 1.637"

Span:

Weight: 3.46 oz



Mfg. Description: This model is based on a design concept of the proposed U.S. Intercontinental space flight plane. Take offs and landing would be like those of conventional jet planes. However, speeds and altitudes would increase dramatically making these planes capable of sub-orbital flights. Our model will fly to 500 feet. (Estes 1990 Catalog)

Editorial Note:

Catalog Liveries



1990



1991



1993



Web Liveries

Face Card(s)



Instruction Header



Also of interest: Estes National Aerospace Plane Family



Nemesis (#2175)

MODEL NAME: **Nemesis**

Also known as:

NUMBER: #2175

Introduced: 2001

Final Year: 2004

Designer:

Type: Sport

Motor Mount: 1x18mm

Recovery: Parachute

Stages: 1

Length: 16.25"

Diameter: 0.98"

Span:

Weight: 1.8"



Mfg. Description: One of the most feared spaceships in the galaxy! The Nemesis has destroyed hundreds of spaceships in battle! (Estes 2002 Catalog)

Editorial Note:

Catalog Liveries



2001



2002



2003



2004




Web Liveries

Face Card(s)



Instruction Header



Also of interest:



Nike Apache (#1957)

MODEL NAME: **Nike Apache** *Also known as:*

NUMBER: #1957

Introduced: 1986

Final Year: 1989

Designer:

Type: Scale

Motor Mount: 1x18mm

Recovery: Parachute

Stages: 1

Length: 22.875"

Diameter: 1.325"

Span:

Weight: 1.55 oz



Mfg. Description: Scale (1 to 12.25) model of U.S. sounding rocket includes two stage appearance, three-color decal, and 12" parachute recovery. Reaches altitudes over 900 feet. (Estes 1986 Catalog)

Editorial Note:

Catalog Liveries



1986

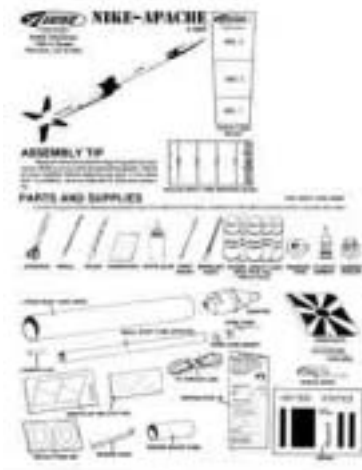


Web Liveries

Face Card(s)



Instruction Header



Also of interest: Nike Apache Sounding Rocket Family



Nike-X (K-70 or #1270)

MODEL NAME: **Nike-X**

Also known as:

NUMBER: K-70 or #1270

Introduced: 1975

Final Year: 1984

Designer: Wayne Kellner

Type: Pseudo Scale

Motor Mount: 1x18mm

Recovery: Parachute

Stages: 1

Length: 23.4"

Diameter: 1.325"

Span:

Weight: 2.3 oz



Mfg. Description: Scale-like single stage model of U.S. Army's 4th generation, two stage surface-to-air interceptor missile. Nike style design with US Army decor. Great performance for really impressive flights. Easy to assemble. Realistic roll pattern decals, quick release engine mount, die cut fins and big 18" parachute. (Estes 1975 Catalog)

Editorial Note:

Catalog Liveries



1975



1977



1980



1981



1982




1983

Web Liveries

Face Card(s)

Instruction Header



Also of interest: Estes Nike-X Family



Nova Payloader (#1960)

MODEL NAME: **Nova Payloader**

Also known as:

NUMBER: #1960

Introduced: 1986

Final Year:

Designer:

Type: Payload

Motor Mount: 1x18mm

Recovery: Parachute

Stages: 1

Length: 21.1 in. (53.6 cm)

Diameter: 0.98 in. (25 mm)

Span:

Weight: 1.3 oz. (38 g)

Mfg. Description: The Estes Nova Payloader rocket is an all time favorite that rocket aficionados have enjoyed building and flying for years! It's truly the number one choice of rocketeers wanting to experiment with payloads. This rocket stands over 21 inches tall and has a clear 4 inch payload section that can be filled with all sorts of fun things, from bugs to mini dolls. Launch a small action figure or try some gumballs and see how high your rocket flies. As a science experiment, see how your specimen withstands a suborbital journey.

This payload equipped rocket kit features laser cut wood fins for precision fit, a plastic nose cone, easy to apply self stick-decals and a colorful 12 inch preassembled parachute for secure landings from 1,000 feet high. The Nova Payloader is one of the easiest payload rockets to build and finish, making it perfect for the first time rocket builder! (Estes 2012 Web Ad)

Editorial Note: The Nova Payloader was first issued in 1986 and continued in production until 1998. It was reissued in 2001 and lasted until 2004 and then reissued again in 2007 and remains in production.

Catalog Liveries



1986



1992



1993



1994



1995



1998



2001



2002



2003



2004



2007



2008



2010

Web Liveries





2012

Face Card(s)



Instruction Header



Also of interest: Estes Nova Payloader Family



Odyssey (#1289)

MODEL NAME: Odyssey

Also known as:

NUMBER: #1289

Introduced: 1977

Final Year: 1982

Designer: Wayne Kellner

Type: Exotic

Motor Mount: 1x18mm

Recovery: Parachute

Stages: 1

Length: 24.1"

Diameter: 1.325"

Span:

Weight: 1.2 oz



Mfg. Description: This unique interstellar spacecraft is conceived to perform a variety of space rescue, exploratory, or intruder intercept missions. Odyssey's modular configuration permits rapid pre-launch preparation to flight status. Impulse power unit jettisons after lift-off from planetary launch site. Its two-man crew and engineering section are then accelerated to near light velocities for rendezvous and space rescue operations. Our designer's version includes die-cut balsa fins. 18" dia. recovery parachute and two-color rescue vehicle decor. Quick release engine mount and super-detailed plastic nose section complete the exotic styling of this advanced spacecraft. (Estes 1977 Catalog)

Editorial Note:

Catalog Liveries



1977



1979



1981



1982



Web Liveries

Face Card(s)

Instruction Header



Also of interest:



Optima (#2035)

MODEL NAME: **Optima**

Also known as:

NUMBER: #2035

Introduced: 1990

Final Year: 1994

Designer: Mike Dorffler

Type: Sport

Motor Mount: 1x24mm

Recovery: Parachute

Stages: 1

Length: 47.5"

Diameter: 2.6"

Span:

Weight: 8.3 oz



Mfg. Description: You may want a van to transport this monstrous rocket to the launch site! Only 1/2 an inch less than 4 feet tall and more than 3 inches around this rocket requires a Maxi Rod for launch guidance and a "D" engine for lift-off power. Recovery is via 24" parachute from altitudes of 390 feet. Kit includes chrome and metal flake pressure sensitive decals plus a large water transfer kit decal. (Estes 1990 Catalog)

Editorial Note:

Catalog Liveries



1990



1992



1993



1994



Web Liveries

Face Card(s)



Instruction Header



Also of interest: Estes Optima Family



Orbital Transport (K-42 or #1242)

MODEL NAME: **Orbital Transport**

Also known as:

NUMBER: K-42 or #1242

Introduced: 1969

Final Year: 1985

Designer: Wayne Kellner

Type: Exotic, Boost Glider

Motor Mount: 1x18mm

Recovery: Glide/Parachute

Stages: 1

Length: 23"

Diameter: 0.976"

Span: 7.9"

Weight: 2.5 oz



Mfg. Description: Spectacular in flight and a true show model on the ground, the Orbital Transport is the launch vehicle of the 80's. Based on the latest proposals for a reusable air-breathing (scramjet) booster for orbital vehicles, the Transport is an exciting experience to build and fly. The Transport itself lifts off under rocket power. At ejection the "re-entry vehicle" detaches and glides back to earth. The booster returns by parachute. Kit comes complete with colorful decals and a fact filled data sheet on the air breathing booster concept. (Estes 1969 Catalog)

Editorial Note:

Catalog Liveries



1969



1970



1971



1973



1975



1976



1977



1978



1981



1982



1983



1984



1985

Other Print Images



1971 Catalog (Promotional Image)

Face Card(s)





Instruction Header



Also of interest: Estes Orbital Transport Family



Payloader II (#3022)

MODEL NAME: **Payloader II** *Also known as:*

NUMBER: #3022

Introduced: 2010

Final Year:

Designer:

Type: Sport/Payload

Motor Mount: 1x18mm

Recovery: Parachute

Stages: 1

Length: 17"

Diameter: 0.98"

Span:

Weight: 1.2 oz

Mfg. Description: The Payloader II is yet another great rocket from days gone by. Another great addition to our "Classic Series" line, this rocket is a must-have for all serious rocketeers! Estes is once again proud to re-introduce you to another Classic!

A high quality wood nose cone, laser cut wood fins and waterslide decals mimic the original kit. Any changes Estes made only enhanced this classic kit. (Estes 2011 Web Ad)

Editorial Note:

Catalog Liveries



2010



Web Liveries



2011

Face Card(s)



Instruction Header



Also of interest: Centuri Payloader Family



(Astron) Ranger (K-6 or #1206)

MODEL NAME: **Astron Ranger**

Also known as: Ranger

NUMBER: K-6 or #1206

Introduced: 1962

Final Year: 1972

Designer: Vern Estes

Type: Sport, Payload, Cluster

Motor Mount: 3x18mm

Recovery: Parachute

Stages: 1

Length: 24"

Diameter: 1.6"

Span:

Weight: 3.35 oz



Mfg. Description: Now at last a complete kit for a rocket to lift large payloads! The Astron Ranger will lift payloads as large as three ounces to extremely high altitudes. A full 24" long. Features Two-Chute recovery -- one chute returns the payload gently, the other brings the rocket body down to a soft landing. You can demonstrate your skill by launching and recovering an egg with this rocket! The ideal vehicle to carry a small camera aloft. The Astron Ranger kit comes complete with all necessary parts, assembly and flight instructions. This rocket is a "must" for the experienced rocketeer! (Estes 1963 Catalog)


Catalog Liveries



1963



1964 (*1st image*)



1964 (*2nd image*)



1966



1967



1968



1969



1970



1971

Face Card(s)



6 4 8



(Naboo) Royal Starship (#1830)

MODEL NAME: **Royal Starship**

Also known as:

NUMBER: #1830

Introduced: 1998

Final Year: 1998

Designer:

Type: Exotic

Motor Mount: 1x18mm

Recovery: Parachute

Stages: 1

Length:

Diameter:

Span:

Weight:

Mfg. Description:

Editorial Note: As best can be determined, this RTF rocket was created in 1998 but not released until 1999. It was canceled that same year. It did not appear in the 1998 catalog and there was no 1999 catalog.



Catalog Liveries

Web Liveries

Face Card(s)

Instruction Header

Also of interest: Star Wars Royal Starship Media Family

Satellite Interceptor (#1296)



MODEL NAME: **Satellite Interceptor**

Also known as:

NUMBER: #1296

Introduced: 1978

Final Year: 1982

Designer: Wayne Kellner

Type: Exotic

Motor Mount: 1x18mm

Recovery: Parachute

Stages: 1

Length: 22.75"

Diameter: 0.976"

Span:

Weight: 1.38 oz



Mfg. Description: Envisioned by designers to be operational in 1990, this ultra sophisticated interceptor patrols near-space for possible aggression by hostile entities. Highly advanced defense systems include both nuclear and laser armaments. Kit features include printed balsa fins, plastic nose and exhaust cones, quick release engine mount and realistic two color decals. (Estes 1978 Catalog)

Catalog Liveries



1978



1981



1982



Web Liveries

Face Card(s)



Also of interest: Estes Satellite Interceptor Family

Satellite Interceptor (#3027)



MODEL NAME: Satellite Interceptor *Also known as:*

NUMBER: #3027

Introduced: 2010

Final Year:

Designer:

Type: Exotic, Reissue

Motor Mount: 1x18mm

Recovery: Parachute

Stages: 1

Length: 22.25 in. (56.2 cm)

Diameter: 0.98 in. (25 mm)

Span: 5.5 in. (14 cm)

Weight: 2.3 oz. (65 g)

Mfg. Description: Back in the pack! Another great rocket from the "Classic Series" is making a reappearance for the first time in many years. Designed by one of the Estes great rocket designers, the Satellite Interceptor is one kit you don't want to miss out on!

Allow yourself some extra time when building this kit as impressive, full color, waterslide decals are included and they will take a little extra time to apply.

Go ahead, go out there and pick up the latest addition to the "Classic Series" before it's gone again. This one is sure to be a hit just like it was the first time around! (Estes 2011 Web Ad)

Catalog Liveries



2010



Web Liveries



2011

Face Card(s)



Also of interest:

Saturn 1B (K-29 or #1229)



MODEL NAME: **Saturn 1B**

Also known as: Saturn 1-B, Uprated Saturn-1

NUMBER: K-29 or #1229

Introduced: 1967

Final Year: 1977

Designer: Gene Street

Type: Scale. Cluster

Motor Mount: 4x18mm

Recovery: Parachute

Stages: 1

Length: 37"

Diameter: 3.53"

Span:

Weight: 9.86 oz



Mfg. Description: A thrilling scale model for even the most advanced rocketeer, this bird will be a real challenge to your building and flying skill. A four engine cluster lifts the Saturn 1-B model into the air. Two 24" parachutes on the main body and 12" parachute on the command-escape structure return it gently. A real beauty, both in the air and on display. A 12 volt car battery and launch control system (such as the Estes 12 Volt Launch Control System) is required for ignition. Kit comes complete with all parts, decals, detailed instructions and a copy of technical report TR-6 (but no engines). (Estes 1967 Catalog)

Editorial Note:

Catalog Liveries



1967



1969



1971



1972



1973



1975

Web Liveries

Face Card(s)



Instruction Header

Also of interest: Saturn I Launch Vehicle Family

Saturn 1B (#2048)



MODEL NAME: **Saturn 1B**

Also known as:

NUMBER: #2048

Introduced: 1991

Final Year: 1993

Designer:

Type: Scale

Motor Mount:

Recovery: Parachute

Stages: 1

Length: 26.5"

Diameter: 2.618"

Span:

Weight: 5/33 oz



Mfg. Description: An integral part of the Saturn Space Program, the Saturn 1B's first stage was composed of 8 H-1 engines creating thrust of over 1.5 million pounds. The second stage power was supplied by one J-2 engine with 200,000 pounds of thrust. The Saturn 1B could place 40,000 pounds in low earth orbit. Saturn 1B flights were used to test the launch vehicle, Apollo spacecraft systems and the Apollo spacecraft's heat shields for re-entry capability.

1/100th scale model of the predecessor of the mighty Saturn V. Our model includes high relief plastic body wraps, plastic tank shroud, Apollo capsule and engine display nozzles. It also features special sub-assembly painting procedures. Recovery from launches to 425 ft. are accomplished when the main stages are lowered under an 18" parachute and the upper stage and Apollo capsule are lowered via a 12" parachute attached to a special recovery harness. A 3/16 inch Maxi-Rod is required for launch. (Estes 1991 Catalog)

Editorial Note:

Catalog Liveries



1991

6 5 6



1993



Web Liveries

Face Card(s)

Instruction Header



Also of interest: Saturn I Launch Vehicle Family

Saturn V (K-36 or #1236)



MODEL NAME: Saturn V *Also known as: Maxi-Brute Saturn V, Saturn V Moon Rocket*

NUMBER: K-36 or #1236

Introduced: 1969

Final Year: 1985

Designer: Bill See

Type: Scale

Motor Mount: 3x18mm or 1x24mm

Recovery: Parachute

Stages: 1

Length: 43.5"

Diameter: 3.938"

Span:

Weight: 9.9 oz



Mfg. Description: Scaled to 1/100th actual size, it stands 43 1/2" tall. Precision molded plastic tower and other details make this an easy model for the experienced rocketeer to build. Authentic full color decals included. Realistic plastic engine nozzles remove for flight. Three engine cluster lifts your model hundreds of feet to peak altitude where separation occurs. The Apollo Capsule returns safely to earth on its 12" chute; two big 24" chutes gently return the main power section for its next launch. Use a 12-volt car battery or a 12-volt Estes FS-5 (or similar launch control system) for dependable ignition. (Estes 1969 Catalog)

Catalog Liveries



1969



1971



1972



1973



1975



1978



1981



1982



1982 Summer



1983



1985

Web Liveries

Face Card(s)

Also of interest:

Saturn V (#2001)



MODEL NAME: **Saturn V**

Also known as:

NUMBER: #2001

Introduced: 1988

Final Year: 1994

Designer: Keith Niskern

Type: Scale

Motor Mount: 1x24mm

Recovery: Parachute

Stages: 1

Length: 43.25"

Diameter: 3.938"

Span:

Weight: 10.2 oz



Mfg. Description: DESC

Catalog Liveries



1988



2001

Web Liveries

Face Card(s)

Also of interest:



Saturn V (#2157)

MODEL NAME: **Saturn V**

Also known as:

NUMBER: #2157

Introduced:

Final Year:

Designer:

Type: Scale

Motor Mount: 1x24mm

Recovery: Parachute

Stages: 1

Length: 43.25"

Diameter: 3.938"

Span:

Weight: 11 oz

Mfg. Description:

Catalog Liveries



Web Liveries

Face Card(s)

Also of interest:

Semi Scale Saturn V (K-39 or #1239)



MODEL NAME: Semi-Scale Saturn V

Also known as:

NUMBER: K-39 or #1239

Introduced: 1969

Final Year: 1979

Designer: Bill Simon

Type: Scale

Motor Mount: 1x18mm

Recovery: Parachute

Stages: 1

Length: 18.1"

Diameter: 1.637"

Span:

Weight: 1.87 oz



Mfg. Description: Though not fully detailed, this model of the Saturn V is an amazingly good representation of our nation's biggest launch vehicle. Scaled at 1 to 242 it is a practical size to build. With single engine reliability you can count on precise launchings and steady flights. Parachute recovery gives gentle landings. Instructions and all parts included but no engines. (Estes 1969 Catalog)

Catalog Liveries



1969



1970



1971



1972



1973



1975



1977

Web Liveries

Face Card(s)

Also of interest:

Shadow (#2094)



MODEL NAME: **Shadow**

Also known as:

NUMBER: #2094

Introduced: 1994

Final Year: 1996

Designer: Mike Dorffler

Type: Sport

Motor Mount: 1x24mm

Recovery: Parachute

Stages: 1

Length: 47.5"

Diameter: 2.6"

Span:

Weight: 8.6 oz



Mfg. Description:

Editorial Note: The Shadow seems to be the Estes Optima, reissued in the last year of the Optima's production, with a new decal scheme and a 24mm motor mount designed for the longer, Estes "E" motors.

Catalog Liveries



1994



1995



Web Liveries

Face Card(s)

Instruction Header



Also of interest: Estes Optima Family

Star Trooper (#3031)



MODEL NAME: **Star Trooper** *Also known as:*

NUMBER: #3031

Introduced: 2010

Final Year:

Designer:

Type: Sport

Motor Mount: 1x13mm

Recovery: Streamer

Stages: 1

Length: 7.4"

Diameter: 0.54"

Span:

Weight: 0.3 oz

Mfg. Description: Part of the Estes Classic Series. Estes has gone back to the archives, pulled up old drawings and spec sheets and brought these fantastic flying machines back for old and new rocketeers to enjoy. This kit has been reproduced and updated while still retaining the classic lines of the original. (Estes 2012 Web Ad)

Editorial Note:

Catalog Liveries



2010



Web Liveries



2012

Face Card(s)



Instruction Header

Also of interest: Centuri Star Trooper Family

(Astron) Streak (K-4 or #1204)



MODEL NAME: **Astron Streak** *Also known as: Streak*

NUMBER: K-4 or #1204

Introduced: 1962

Final Year: 1987

Designer: Vern Estes

Type: Sport

Motor Mount: 1x18mm

Recovery: Tumble

Stages: 1

Length: 5.6"

Diameter: 0.72"

Span:

Weight: 0.125 oz



Mfg. Description: The ultimate Pee-Wee! Extremely light weight -- weighs only 1/8 ounce without engine. Uses special mylar body tube to give this light weight with high strength. Ideal kit for contests and records, will reach altitudes up to 2,000 feet. Recommended engine for normal flying is 1/4A.8-2. Kit comes complete with all parts and easy to follow instructions. (Estes 1963 Catalog)

Editorial Note:

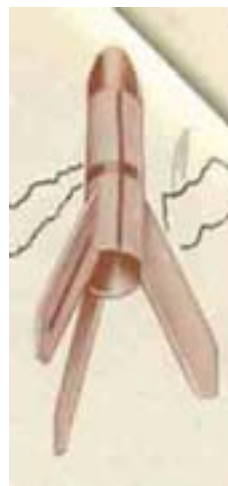
Catalog Liveries



1963



1964



1966



1967



1968



1969



1970



1971



1972



1973



1975



1977



1978



1981



1983



1985

Web Liveries

Face Card(s)





Super Alpha (#3216)



MODEL NAME: **Super Alpha** *Also known as:*

NUMBER: #3216

Introduced: 2010

Final Year:

Designer:

Type: Sport, Upscale

Motor Mount: 1x18mm

Recovery: Parachute

Stages: 1

Length: 19.5 in. (49.5 cm)

Diameter: 1.64 in. (42 mm)

Span:

Weight: 2.2 oz. (62.3 g)

Mfg. Description: Super sized and super fun! That's what the Super Alpha is! Powered by Estes standard engines, you will reach amazing heights of 600 feet! (Estes 2011 Web Ad)

Catalog Liveries



2010



Web Liveries



2011

Face Card(s)



Also of interest: Estes Alpha Family

Super Big Bertha (#2018)



MODEL NAME: Super Big Bertha

Also known as:

NUMBER: #2018

Introduced: 1989

Final Year: 1993

Designer:

Type: Sport, Upscale

Motor Mount: 1x24mm

Recovery: Parachute

Stages: 1

Length: 36.5"

Diameter: 2.56"

Span:

Weight: 6 oz



Mfg. Description: A really big Big Bertha! Over 3 feet tall and 8 inches around, you'll need a "D" engine to lift it. An 18" parachute brings it back to the ground gently. You'll love to fly this model over and over! (Estes 1989 Catalog)

Catalog Liveries



1989



1993

Web Liveries

Face Card(s)

Also of interest:

6 7 4



Super Big Bertha (#2165)

MODEL NAME: **Super Big Bertha**

Also known as:

NUMBER: #2165

Introduced: 2002

Final Year: 2002

Designer:

Type: Sport, Upscale

Motor Mount: 1x24mm

Recovery: Parachute

Stages: 1

Length:

Diameter:

Span:

Weight:

Mfg. Description: DESC




Catalog Liveries

Web Liveries

Face Card(s)



Also of interest:



Estes Model Rocket News (MRN)



Master List for **Estes MRN** by Name

Big Bertha

#13



Master List for **Estes MRN** by *Number*

#13 Big Bertha



Big Bertha (#13)

MODEL NAME: Big Bertha

Also known as:

NUMBER: #13

Introduced: 1962

Final Year:

Designer: Vern Estes

Type: Sport

Motor Mount: 1x18mm

Recovery: Parachute

Stages: 1

Length:


Diameter:

Span:

Weight:

Mfg. Description: DESC

Face Card(s)



Also of interest: Estes Big Bertha



1981

Web Liveries

Face Card(s)



Also of interest:



Excelsior Rocketry

Excelsior Rocketry
7205 Roach Road
Lexington, Michigan 48450
gagnello@yahoo.com

<http://www.excelsiorrocketry.com/>



About Excelsior

I am the new owner/operator of Excelsior Rocketry. My name is Gordon Agnello and I think I have everything running now. Please let me know if there are any problems with the site.

(Company Web Statement 2011)



Master List for **Excelsior** by Name

Der Grosser Vati

Goony Max

Honest Goon

Goony

Goony

Der Grosser Vati



MODEL NAME: Der Grosser Vati *Also known as:*

NUMBER:

Introduced:

Final Year:

Designer: Alan Estenson

Type: Sport, Goony

Motor Mount:

Recovery:

Stages:

Length:

Diameter:

Span:

Weight:

Mfg. Description: We all knew it would happen sooner or later.... someone would cross a Max with the Daddy..... Anyway, what sport rocket does not look good with with a skull and crossbones? Alan Estenson thought so, and with some input from Excelsior Rocketry, developed the GROSSER VATI.

The Grosser Vati includes a full page of crisply detailed black and white goofy decals required to get the MAX out of your Big Daddy kit. They have are customized not only to fit this model, many details have been changed as well. Check out Alan's awesome model on the right and below. (Excelsior 2011 Web Ad)

Web Liveries



2011

Face Card(s)

Also of interest: Estes Der Red Max Family, Estes Big Daddy Family



Goony Max

MODEL NAME: **Goony Max**

Also known as: Der Goony Max

NUMBER:

Introduced:

Final Year:

Designer:

Type: Sport, Goony

Motor Mount:

Recovery:

Stages:

Length:

Diameter:

Span:

Weight:

Mfg. Description: The GOONY MAX is a super twisted turn on an older favorite.

The GOONY MAX is based on the Baby Bertha kit. All you need to add is the GOONY MAX fins, the GOONY MAX decals, and you are off. Like all Retro Bash sets, the GOONY MAX contains decals, instructions, and fin patterns to build from a Baby Bertha kit that you supply yourself. (Excelsior 2011 Web Ad)

Web Liveries



2011

Face Card(s)

Also of interest: Estes Der Red Max Family, Goony Family

Honest Goon



MODEL NAME: **Honest Goon** *Also known as:*

NUMBER:

Introduced:

Final Year:

Designer:

Type: Sport, Goony

Motor Mount: 1x18mm

Recovery: Parachute

Stages: 1

Length:

Diameter:

Span:

Weight:

Mfg. Description: The HONEST GOON... just one look says it all: slow and low. It lumbers off the pad yet is very stable. The secret is that big, fat nose section. (actually a BT-6070, and a BNC70AJ). It is fun to build, and and even more fun to lob... I mean fly.

The Honest Goon requires slightly more skill than the other GOONYs as the modeler must build the nosecone from a balsa transition and a balsa nosecone. We rate it at Skill Level 2. As with other Retro Bash kits, the basis is a Baby Bertha. Included are instructions, fin patterns and all the decals needed to build your own Honest Goon. The modeler must supply a Baby Bertha kit, a BT70AJ, a TA6070, and a small ring of BT70.

Web Liveries




2011

Face Card(s)

Also of interest: MGR-1 Honest John Ordnance Family, Goony Family



Flight Systems Inc. (FSI)





Master List for **FSI** by Name

Nike Smoke	#1030
Viking 1	#1009
Viking 1	MRK-9
Viking 2	#1010
Viking 2	MRK-10
Viking 3	#1011
Viking 3	MRK-11
Viking 4	#1012
Viking 4	MRK-12
Viking 5	#1029

Master List for **FSI** by Number

#1009	Viking 1
#1010	Viking 2
#1011	Viking 3
#1012	Viking 4
#1029	Viking 5
#1030	Nike Smoke
MRK-9	Viking 1
MRK-10	Viking 2
MRK-11	Viking 3
MRK-12	Viking 4



Nike Smoke (#1030)

MODEL NAME: **Nike Smoke** *Also known as:*

NUMBER: #1030

Introduced: 1990

Final Year: 1994

Designer:

Type: Scale

Motor Mount:

Recovery: Parachute

Stages: 1

Length: 26.6"

Diameter: 2"

Span:

Weight: 4.75 oz

Mfg. Description: The Nike Smoke is a 1/8 scale model of the solid propellant sounding rocket used by NASA to measure wind velocities up to 75,000 ft. Chemicals released from the nose cone formed a dense white smoke that was photographically recorded to show wind movements. (FSI 1990 Catalog)

Editorial Note:

Catalog Liveries



1990



Viking 1 (MRK-9 or #1009)

MODEL NAME: **Viking 1**

Also known as: Viking, Viking I

NUMBER: MRK-9 or #1009

Introduced: 1968

Final Year: 1987

Designer:

Type: sport/tube fin

Motor Mount: 1x18mm

Recovery: parachute

Stages: 1

Length: 20"

Diameter: 0.903"

Span:

Weight: 1.6 oz



Mfg. Description:

Catalog Liveries



1971



1977



1979

Web Liveries

Face Card(s)



Also of interest: FSI Viking Family, Tubefin Family



Viking 2 (MRK-10 or #1010)

MODEL NAME: **Viking 2**

Also known as: Viking II

NUMBER: MRK-10 or #1010

Introduced: 1968

Final Year: 1994

Designer:

Type: sport/tube fin

Motor Mount:

Recovery: parachute

Stages: 1

Length: 16"

Diameter: 0.903"

Span:

Weight: 1.5 oz




Mfg. Description:

Catalog Liveries



1971



1977



1979



1990

Web Liveries

Face Card(s)

Also of interest: FSI Viking Family, Tube Fin Family

Viking 3 (MRK-11 or #1011)



MODEL NAME: **Viking 3**

Also known as:

NUMBER: MRK-11 or #1011

Introduced: 1968

Final Year: 1987

Designer:

Type: sport/tube fin

Motor Mount:

Recovery: parachute

Stages: 1

Length: 15"

Diameter: 0.903"

Span:

Weight: 1.5 oz

Mfg. Description:

Out
Of
Production

Catalog Liveries



1971



1977



1979



Web Liveries

Face Card(s)



Also of interest: FSI Viking Family, Tube Fin Family

Viking 4 (MRK-12 or #1012)



MODEL NAME: **Viking 4**

Also known as: Viking IV

NUMBER: MRK-12 or #1212

Introduced: 1968

Final Year: 1994

Designer:

Type: sport/tube fin

Motor Mount:

Recovery: parachute

Stages: 1

Length: 20.25"

Diameter: 1.130"

Span:

Weight: 2.1 oz



Mfg. Description: The VIKING 4 is for the advanced rocketeer who wants only the finest in high flying models.

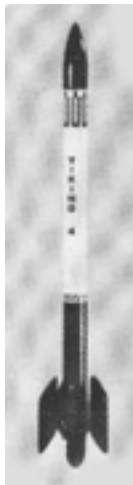
Roam the sky. Be a bold one. Fly a Super Viking!

Altitudes to 4000' can be reached with Flight Systems, Inc. super powered "F" series model rocket engines. (FSI 1971 Catalog)

Catalog Liveries



1971



1977



1979



1990

Web Liveries

Face Card(s)

Also of interest: FSI Viking Family, Tube Fin Family



Viking 5 (#1029)

MODEL NAME: **Viking 5**

Also known as: Viking V

NUMBER: #1029

Introduced: 1987

Final Year: 1994

Designer:

Type: sport/tube fin

Motor Mount:

Recovery: parachute

Stages: 1

Length: 45.34"

Diameter:

Span:

Weight:



Mfg. Description: The VIKING V is the command ship of the Viking series. It stands 45.34 inches tall and features a transition section. The advanced design stabilizers make this kit unique in appearance as well as offering extreme stability. (FSI 1990 Catalog)

Catalog Liveries

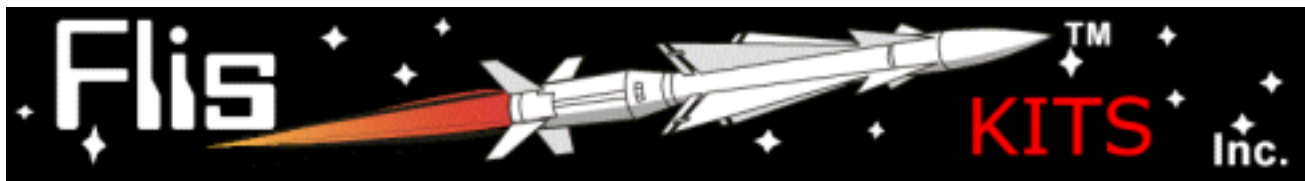


1990

Web Liveries

Face Card(s)

Also of interest: FSI Viking Family, Tube Fin Family



FlisKits

FlisKits, Inc., Model Rocket Kits & Supplies

6 Jennifer Drive

Merrimack, NH 03054

(603) 494-1145

<http://fliskits.com/>





About FlisKits

Greetings from the quaint New England state of New Hampshire and the "new kids on the rocketry block", FlisKits, Incorporated.

There are many small model rocket companies around the country. Some specialize in a particular type of rocketry (competition, scale, etc), while some specialize in a particular aspect of rocketry (recovery devices, launch equipment, etc). All provide their own brand of rocketry enthusiasm. All play their own special part in keeping model rocketry fun and exciting. The number of such companies has just grown by one.

FlisKits, Inc. hopes to distinguish itself in its return to "rocketry of old" with a large and growing array of model rocket kits that fire the imagination, teach basic skills and enables the modeler to grow their skills and interest in all that model rocketry has to offer.

(Company Web Statement 2011)



Master List for **FlisKits** by Name

Honest John	MX008	<i>Micro to the Maxx</i>
-------------	-------	--------------------------

Master List for **FlisKits** by *Number*

MX008	Honest John	<i>Micro to the Maxx</i>
-------	-------------	--------------------------



Honest John (MX008)

MODEL NAME: **Honest John** *Also known as:*

NUMBER: MX008

Introduced: 2006

Final Year:

Designer: Jim Flis

Type: Scale

Motor Mount: 1x6mm

Recovery: Streamer

Stages: 1

Length: 4.46"

Diameter: 0.375"

Span: 1.72"

Weight:

Mfg. Description: The FlisKits Honest John 1:61 represents a first for FlisKits in that it is our first Scale Model. While not containing the kind of detail that you would find in a larger version of this model, the Micromaxx® Honest John is still a model you can be proud to build and fly!

This tiny representation of the famous Honest John missile features laser cut 1/16" thick basswood fins. These laser cut fins also feature a precise etched line to indicate the sanding line when feathering the edges to match that of the real missile. Also included with this exciting kit are silk screened decals providing the US ARMY decal (times 2) along with pitch/yaw markers and even decals representing the spin motors on the nose cone. Of course the die-hard scale modeler is welcome to try their hand at carving scale spin motors to attach to the nose cone!

Further, the nose cone, tiny as it is, is as close to true scale as we can make it, with the tail end of the cone a true conic shape. Many version of the Honest John model have errored in this respect, making the entire cone a curved profile.

As small as she is, she still performs incredibly well with Micromaxx® motors and can easily soar to 100 feet and beyond on MMXII motors. In addition to the fins and decals, the MTTM Honest John also features #16 Kevlar® shock line with a 1/2" X 8" red and silver mylar streamer for safe recovery and ease of tracking.

See how FlisKits has set new standards with regard to the world of micromaxx! Discover for yourself the quality and performance that these small models and motors can really display. Forget everything you've heard about "plastic bricks" and poor performance. Not with these beauties! Ultra light weight, precision cut parts and the finest turned balsa nose cones in the industry, bar none! (Fliskits 2006 Web Ad)

Catalog Liveries



2010

Web Liveries



2008



2010



2011



Face Card(s)



Also of interest: MGR-1 Honest John Ordnance Family, Fliskits Micro to the Maxx Family



Hostile Projectiles

<http://sneillfx.com/page30>



Master List for **Hostile Projectiles** by Name

V-2 Rocket

V-2 Rocket



MODEL NAME: V-2 Rocket

Also known as:

NUMBER:

Introduced: 2010

Final Year:

Designer: Steve Neill

Type: Scale

Recovery: Parachute

Stages: 1

Length: 15.5"

Diameter:

Span:

Weight:

Mfg. Description: DESC

Catalog Liveries

Web Liveries



2011

Face Card(s)

Also of interest: All V2 Families



InFlight Rocketry



Master List for **InFlight** by Name

Blue Bird Zero
Nike Smoke

IF-K207
IF-K114

Estes Clone



Master List for **InFlight** by Number

IF-K-114

IF-K207

Nike Smoke

Blue Bird Zero

Estes Clone

Blue Bird Zero (IF-K207)



MODEL NAME: Blue Bird Zero

Also known as:

NUMBER: IF-K207

Introduced:

Final Year:

Designer:

Type: Sport, Clone

Motor Mount: 1x18mm

Recovery: Parachute

Stages: 1

Length: 41"

Diameter: 1.325"

Span:

Weight: 2.7 oz

Mfg. Description:

Catalog Liveries

Web Liveries

Face Card(s)

Also of interest: Estes Blue Bird Zero Family



Nike Smoke (IF-K114)

MODEL NAME: **Nike Smoke** *Also known as:*

NUMBER: IF-K114

Introduced: 2008

Final Year:

Designer:

Type: Scale

Motor Mount: 1x24mm

Recovery: Parachute

Stages: 1

Length: 22.62"

Diameter: 1.64"

Span:

Weight: 2.8 oz

Mfg. Description:

Editorial Note:

Catalog Liveries

Web Liveries

Face Card(s)


Also of interest: Nike Smoke Sounding Rocket Family



K & S Rockets (K&S)

K and S Rockets
2740 Camp Drive
Hooversville, PA 15936
814-270-1700
kandsrockets@hughes.net

<http://www.kandsrockets.com>





About K&S

Welcome to K and S Rockets. We offer Parachutes, Recovery Harnesses, Centering rings, Bulkheads, Fire Protection, Ground Support, Kits and more. Take a look around and see what we have to offer.

(Company Web Statement 2011)



Master List for **K&S** by Name

Blue Bird Zero (1.64")

Satellite Interceptor (Upscale)



Blue Bird Zero (1.64")

MODEL NAME: Blue Bird Zero (1.64") *Also known as:*

NUMBER:

Introduced: 2010

Final Year:

Designer:

Type: Sport, Upscale

Motor Mount: 1x38mm

Recovery: Dual Deploy Parachute

Stages: 1

Length: 81"

Diameter: 2.64"

Span:

Weight: 58 oz

Mfg. Description: 1.64" dia Blue Bird Zero Dual deployment (K&S 2011 Web Ad)

Catalog Liveries

Web Liveries




2011

Face Card(s)

Also of interest: Estes Blue Bird Zero

(Upscale) Satellite Interceptor



MODEL NAME: Upscale Satellite Interceptor *Also known as:*

NUMBER:

Introduced: 2010

Final Year:

Designer:

Type: Exotic, Upscale

Motor Mount: 1x54mm

Recovery: Parachute

Stages: 1

Length:

Diameter:

Span:

Weight:

Mfg. Description: DESC

Catalog Liveries

Web Liveries



2011

Face Card(s)

Also of interest: Estes Satellite Interceptor Family



The Launch Pad (TLP)

The Launch Pad
25984 SW Rucks Dairy Road
Okeechobee, Florida
34974

vamidpowr@aol.com

<http://www.the-launch-pad.com/>



Master List for **TLP** by Name

Bullpup AGM-12B	K005
Bullpup AGM-12C	K006
Hawk MIM-23A (1.6")	K039



Master List for **TLP** by Number

K005	Bullpup AGM-12B
K006	Bullpup AGM-12C
K039	Hawk MIM-23A (1.6")

Bullpup AGM-12B (K005)



MODEL NAME: Bullpup AGM-12B *Also known as:*

NUMBER: K005

Introduced:

Final Year:

Designer:

Type: Scale

Motor Mount: 1x24mm

Recovery: Parachute

Stages: 1

Length: 27.25"

Diameter: 2.6"

Span:

Weight:

Mfg. Description: BULLPUP AGM-12B AIR-to-GROUND MISSILE (USA)

This missile, like the Bullpup AGM-12C on the next page, was part of a series of missiles designed to soften up hardened ground emplacements, bunkers, and underground fortifications prior to sending in ground troops. First used by the U.S. Air Force, Navy and Marine Corps, it was later adopted by the Royal Navy as standard strike armament on the Buccaneer aircraft. The AGM-12B used high explosives, although a similar, later version, the AGM-12D, had nuclear capabilities. Used by the U.K., Denmark, Norway and Turkey, this is a prime candidate for the International Collection.

This one uses "D12" series through AeroTech "F24" series motors for liftoff, and a soft landing is ensured by its 18" diameter Mylar parachute. Even the steering fin pivots near the nose are simulated to give that extra touch of realism. It's a lightweight, highly detailed model in 1/4.62 scale, with exceptional takeoffs and smooth performance, flight after flight. Our test model has been flown more than twenty-eight times and after only minor cosmetic repairs is still going strong! The Launch Pad's kit version of this famous missile is easy to build, and is an attractive, detailed rocket, either in the air, or on display. Minor internal modifications for additional stability now enable the 2005 version of this kit to use the larger "F" motors. (TLP 2011 Web Ad)



Catalog Liveries

Web Liveries



2011

Face Card(s)



Also of interest:

Bullpup AGM-12C (K006)



MODEL NAME: **Bullpup AGM-12C** *Also known as:*

NUMBER: K006

Introduced:

Final Year:

Designer:

Type: Scale

Motor Mount: 1x24mm

Recovery: Parachute

Stages: 1

Length: 33.25"

Diameter: 3.75"

Span:

Weight:

Mfg. Description: BULLPUP AGM-12C AIR-to-GROUND MISSILE (USA)

The largest of the Bullpup series of missiles, the AGM-12C is also the oddest-looking member. Distinguished from the other Bullpup versions by its unusual long-chord wings, this missile was tracked visually to the target by the launching pilot with the aid of two high-intensity flares in the tail. Aiming was manual, by means of a radio command joystick in the attacking aircraft. It carried 1,000 lbs. of high explosives in the enlarged midsection. Foreign users included the Royal Navy and various NATO forces. Some Bullpups are still in service, usually in ground attack training programs.

By popular request, this former Plan-Pak rocket is now available in kit form! In 1998, we refined this missile design completely to give you a museum-quality kit in accurate 1/4.62 scale, making it a perfect display companion for our Bullpup AGM-12B on the previous page. Composite "E" or "F" motors give spectacular performance, flight after flight. (Black powder "D" motors are not recommended for this kit.) (TLP 2011 Web Ad)

Web Liveries



2011



Face Card(s)



Also of interest:

Hawk MIM-23A 1.6" (K039)



MODEL NAME: **Hawk MIM-23A 1.6"**

Also known as:

NUMBER: K039

Introduced:

Final Year:

Designer:

Type: Scale

Motor Mount: 1x24mm

Recovery: Parachute

Stages: 1

Length: 22 9/16"

Diameter: 1.6"

Span:

Weight:

Mfg. Description: HAWK MIM-23A (1.6" Dia.) SURFACE-to-AIR MISSILE (USA)

A miniature version of our popular 2.6" diameter HAWK, this scaled down model of the original HAWK missile will fly on black powder "D" motors, or composite fuel "E" motors. During testing we also flew it (once) successfully on an Aerotech "F24" reloadable, but our first test model vanished from sight (straight up) and we never saw it again. While building another test model, we decided that this was far too expensive in terms of lost reload casings, so the use of "F's", while possible, is not recommended.

Recovery is by a brightly colored 18" octagonal Mylar parachute. A 3/16" diameter launch rod is required for all TLP rocket kits. The TLP HAWK (1.6" Dia.) is a finely detailed model of this classic missile, in 1/8.75 scale. (TLP 2012 Web Ad)

Editorial Note:

Catalog Liveries

Web Liveries



2012



Face Card(s)



Instruction Header

Also of interest: MIM-23 Hawk Ordnance Family



Leading Edge Rocketry

Leading Edge Rocketry
84777 Charlottes Way
Eugene, OR 97405

Tel: 541.687.4899

Fax: 541.687.1438

info@leadingedgerocketry.com

<http://www.leadingedgerocketry.com/>



About Leading Edge

Leading Edge Rocketry is the Pacific Northwest's premier manufacturer of model rocket kits, micro rocket kits, rocket electronics and launch pad/controllers. Known for their specialty Night Flight kits, Leading Edge creates excitement among modelers by bringing today's technology and manufacturing process to the forefront while getting back to the basics of emphasizing more on design and skill building and less on mass production.

(Company Web Statement 2011)



Master List for **Leading Edge** by Name

Micro Goblin	LE-05	<i>Micro Classics</i>
Micro Max	LE-07	<i>Micro Classics</i>

Master List for **Leading Edge** by *Number*

LE-05	Micro Goblin	<i>Micro Classics</i>
LE-07	Micro Max	<i>Micro Classics</i>



Micro Goblin(LE-05)

MODEL NAME: **Micro Goblin** *Also known as:*

NUMBER: LE-05

Introduced:

Final Year:

Designer:

Type: Sport, Downscale

Motor Mount: 1x6mm

Recovery: Streamer

Stages: 1

Length: 4.85"

Diameter: 0.448"

Span:

Weight: 2.5 grams

Mfg. Description: As with all of our Micro Classics, these kits feature precision laser cut bass-wood fins, hard fiber centering rings, white kraft body tubes with a glassine outer wrap and machined balsa wood nose cone. The Micro Goblin is a great flyer with all the style and flight characteristics of a larger model but with the added benefits that come from a Micro Maxxâ„¢ powered rocket, smaller launch site, lower cost per flight and lower altitude which means you may be able to fly your Micro Classics on days that the weather won't permit larger flights. All you will need in addition to your regular ground support and lunch supplies is a smaller launch rod like our GS-0001 Launch rod and adapter. We also offer complete Micro Classics launch sets. Click here for more information. The Micro Goblin is rated Skill Level Three. We recommend that the builder have some previous model rocket experience due to the smaller parts of a Micro Classics. (Leading Edge 2012 Web Ad)

Editorial Note:

Catalog Liveries

Web Liveries



2012

Face Card(s)



Instruction Header:

Also of interest: Estes Goblin Family, Leading Edge Micro Classics Family



Micro Max (LE-07)

MODEL NAME: **Micro Max**

Also known as:

NUMBER: LE-07

Introduced:

Final Year:

Designer:

Type: Sport, Downscale

Motor Mount: 1x6mm

Recovery: Streamer

Stages: 1

Length: 5.05"

Diameter: 0.448"

Span:

Weight: 2.0 grams


Mfg. Description: As with all of our Micro Classics, these kits feature precision laser cut basswood fins, hard fiber centering rings, white kraft body tubes with a glassine outer wrap and machined basswood nose cone. The Micro Max is a great flyer with all the style and flight characteristics of a larger model but with the added benefits that come from a Micro Maxxâ„¢ powered rocket, smaller launch site, lower cost per flight and lower altitude which means you may be able to fly your Micro Classicsâ„¢ on days that the weather wonâ„¢t permit larger flights. All you will need in addition to your regular ground support and lunch supplies is a smaller launch rod like our GS-0001 Launch rod and adapter. We also offer complete Micro Classicsâ„¢ launch sets. Click here for more information. The Micro Max is rated Skill Level Three. We recommend that the builder have some previous model rocket experience due to the smaller parts of a Micro Classicsâ„¢. (Leading Edge 2011 Web Ad)

Web Liveries



2011

Face Card(s)



Also of interest: Estes Der Red Max Family



LOC/Precision (LOC)

LOC Precision

TEL: (330) 745-9755

FAX: (330) 745-9754

P.O. Box 470396

Broadview Heights, OH 44147

locprecision@sbcglobal.net

<https://locprecision.com/>



Master List for **LOC** by Name

V2 (3.9")	PK-57
V2 (7.5")	PK-100

Master List for **LOC** by *Number*

PK-57	V2 (3.9")
PK-100	V2 (7.5")



3.9" V-2 (PK-57)

MODEL NAME: 3.9" V-2

Also known as:

NUMBER: PK-57

Introduced:

Final Year:

Designer:

Type: Scale

Motor Mount: 1x38mm

Recovery: Parachute

Stages: 1

Length:

Diameter:

Span:

Weight:

Mfg. Description: One of the ADVANCED SERIES of kits, which include factory pre-slotted airframe and through-the-wall fin construction, the 3.9 V2 is our sport scale version of the infamous WWII German V2 rocket. This boat tail kit comes standard with a 38mm motor mount but flies great on F50 and G motors using an optional MMA-2 adapter. The 3.9 V2 is a great performer on a variety of motor packages through Level 1 - For Level 2 motors and large Level 1 motors change the launch lugs to rail buttons to eliminate "rod whip" due to its short height and wide motor mount location. Parachute Recovery.

All LOC/PRECISION "PK-XX" kits include heavy duty airframe and motor mount tubes, high-grade precision-cut plywood fins, centering rings, rip-stop nylon parachute or streamer, nylon elastic shock cord and mount, launch lug, polypropylene nose cones and instructions. (LOC 2011 Web Ad)

Catalog Liveries



2010

Web Liveries



2011

Face Card(s)

Also of interest: V2 Ordnance Family, V2 Launch Vehicle Family



7.5" V-2 (PK-100)

MODEL NAME: **7.5" V2**

Also known as:

NUMBER: PK-100

Introduced:

Final Year:

Designer:

Type: Scale

Motor Mount: 1x54mm

Recovery: Parachute

Stages: 1

Length:

Diameter: 7.51"

Span:

Weight:

Mfg. Description: Loc V-2 is our first sport scale kit. It's designed around LOC's BT-7.51 to obtain a practical 8.47:1 scale. Because of its size and low weight, the V2 can take to the sky on minimum power 800Ns (J450) re loadable motor. I like to fly mine on K500-M. All LOC/PRECSION PK series kits include heavy duty airframe and motor mount tubes, high-grade precision-cut plywood fins, centering rings, rip-stop nylon parachute or streamer, tubular nylon shock cord , launch lug, polypropylene nose cones and instructions.. (LOC 2012 Web Ad)

Editorial Note:

Catalog Liveries

Web Liveries



2011

Face Card(s)

Instruction Header

Also of interest: V2 Ordnance Family, V2 Launch Vehicle Family



Madcow Rocketry

Madcow Rocketry
24338 El Toro Rd #E-134
Laguna Woods, CA 92637
949.547.8847

<http://www.madcowrocketry.com/>



About Madcow Rocketry

At Madcow Rocketry, our goal is to offer you a craftsman quality kit that is truly enjoyable to build. Our kits come complete with everything you need to build and fly your model except the glue and paint (and a motor of course). Grab some 5 minute epoxy and these kits can literally be built and flown at your flying field the same day!

The recovery system leaves nothing more to buy here. All of our kits come complete with a long lasting Rip-Stop Nylon Chute, a Flame-Proof Parachute Blast Protector and Kevlar (2.6" and smaller) or Tubular Nylon (4" and larger) shock cord.

Our Flame-Proof Parachute Blast Protectors means your parachute is safe and sound and no more cleaning up all that pesky chute wadding after each flight.

Of course, for those of us that really like the convenience and durability of a plastic cone, our Pro-Series kits are just right. These kits feature plastic nose cones with a self threading neck - just right for a 1/4-20 eye bolt.

Our high quality kits start with precision laser cut plywood fins and centering rings. Our fins and rings consistently fit nice and snug. This keeps your build sessions fun and free of frustration.

Our Craftsman Series Kits feature custom balsa nose cones and tail cones. We believe in this day of plastics, some of us still love the feel of old fashioned balsa wood.

We've made Thru-The-Wall fins a snap with our pre-slotted body tubes.

No more cutting out body tube wrappers to pencil cutting lines on the body tube. No more slipped knife blade marks spiraling away from the fin slots. Just a nice clean pre-cut slot for your fins.

All of this makes for a complete kit that is easy to build and fun to fly.

Take your next step into high power rocketry with us.

We believe you won't be disappointed.

(Company Web Statement 2011)



Master List for **Madcow** by Name

Army Hawk MIM-23A	K-106
Black Brant II (2.6")	K-156
Bomarc Rocket	K-119
Cricket	K-141
Honest John (2.6")	K-115
Jay Hawk AQM-37A	K-109
Little John Rocket (4")	K-157
Mozzie	K-112

Master List for **Madcow** by Number

K-106	Army Hawk MIM-23A
K-109	Jay Hawk AQM-37A
K-112	Mozzie
K-115	Honest John (2.6")
K-119	Bomarc Rocket
K-141	Cricket
K-156	Black Brant II (2.6")
K-157	Little John Rocket (4")

Army Hawk MIM-23A (K-106)



MODEL NAME: **Army Hawk MIM-23A Rocket**

Also known as:

NUMBER: K-106

Introduced:

Final Year:

Designer:

Type: Scale

Motor Mount: 1x29mm

Recovery: Parachute

Stages: 1

Length: 36.25"

Diameter: 2.6"

Span:

Weight: 26oz

Mfg. Description: The HAWK is a medium range, surface-to-air guided missile that provides air defense coverage against low-to-medium-altitude aircraft. It is a mobile, all-weather day and night system. The missile is highly lethal, reliable, and effective against electronic countermeasures. Basic HAWK was developed in the 1950s and initially fielded in 1960. The system has been upgraded through a series of product improvements beginning with the Improved HAWK in 1970. The Phase III product improvement and the latest missile modification were first fielded in the early 1990s to the U.S. Army and U.S. Marine Corps (USMC). Two missile modifications have extended the missile's field life and added electronic counter-countermeasures to defeat special threats. Development was completed on HAWK mobility, the latest system improvement, and it was produced for the USMC and Sweden. The U.S. Army National Guard (ARNG) as well as 20 allied nations, including NATO and several countries in both Southwest Asia and Southeast Asia, were also equipped with the HAWK system. Prime contractor for this system is the Raytheon Company. The cost per missile is \$250,000; per fire unit, \$15 million; and per battery, \$30 million. (Madcow 2012 Web Ad)

Editorial Note:

Web Liveries



2012



Face Card(s)



Instruction Header



Also of interest: MIM-23 Hawk Ordnance Family

Black Brant II (K-156)



MODEL NAME: **Black Brant II**

Also known as:

NUMBER: K-156

Introduced:

Final Year:

Designer:

Type: Scale

Motor Mount: 1x38mm

Recovery: Parachute

Stages: 1

Length: 52.75"

Diameter: 2.6"

Span:

Weight: 33oz

Mfg. Description:

Features:

ALL FIBERGLASS KIT

High Power Rocket

Pre-Slotted Fiberglass Airframe

Fiberglass Nose Cone

Fiberglass Tail Cone

G10 Fins and Centering Rings

Cut Vinyl Decal

Dual Deploy

Rail Buttons (Madcow 2012 Web Ad)

Editorial Note:

Web Liveries



2011

7 4 4



Face Card(s)

Instruction Header



Also of interest: Black Brant II Sounding Rocket Family

Bomarc Rocket (K-119)



MODEL NAME: **Bomarc Rocket**

Also known as:

NUMBER: K-119

Introduced:

Final Year:

Designer:

Type: Scale

Motor Mount: 1x29mm

Recovery: parachute

Stages: 1

Length: 45.25"

Diameter: 2.6"

Span:

Weight: 39 oz

Mfg. Description:

Catalog Liveries

Web Liveries



2008



2011



Also of interest: CIM-10 Bomarc Ordnance Family

Cricket (K-141)



MODEL NAME: **Cricket**

Also known as:

NUMBER: K-141

Introduced:

Final Year:

Designer:

Type: Sport, Upscale

Motor Mount: 1x38mm

Recovery: Parachute

Stages: 1

Length: 28.5"

Diameter: 4"

Span:

Weight: 30 oz

Mfg. Description: High Power Rocket
Heavy Duty Plastic Nose Cone
1/4" Plywood Laser Cut Fins and Rings
Delrin Rail Buttons
Pre-slotted Airframe
9/16" Tubular Nylon Shock Cord (Madcow 2011 Web Ad)

Editorial Note:

Catalog Liveries

Web Liveries



2011



Honest John Rocket (K-115)



MODEL NAME: **Honest John Rocket** *Also known as:*

NUMBER: K-115

Introduced: 2011

Final Year:

Designer:

Type: Scale

Motor Mount: 1x29mm

Recovery: Parachute

Stages: 1

Length: 38"

Diameter: 2.6" (3.4" at Nose)

Span:

Weight: 28oz

Mfg. Description: The HONEST JOHN M31 was a simple, free-flight rocket capable of delivering a nuclear warhead. This highly mobile system was designed to fire like conventional artillery in battlefield areas. The Basic (M31) HONEST JOHN system was first deployed in 1954. It was replaced by the Improved (M50) HONEST JOHN (left) in 1961 which reduced the system's weight, shortened its length, and increased its range. In July 1982, all HONEST JOHN rocket motors, launchers, and related ground equipment items were type classified obsolete. (Madcow 2011 Web Ad)

Web Liveries



2011

Face Card(s)



Also of interest: MGR-1 Honest John Ordnance Family

Jay Hawk AQM 37A (K-109)



MODEL NAME: Jay Hawk AQM 37A *Also known as:*

NUMBER: K-109

Introduced:

Final Year:

Designer:

Type: Scale

Motor Mount: 1x29mm

Recovery: Parachute

Stages: 1

Length: 30.75"

Diameter: 2.6"

Span:

Weight: 19 oz.

Mfg. Description: In the 1959, the US Navy and US Air Force issued a joint request for a new high-speed expendable target. Beechcraft won the competition, and the result was a small delta-winged drone with wingtip fins and a liquid rocket motor, originally designated XKD2B-1 but now known as the AQM-37. The type first flew in May 1961, entered service with the US Navy in 1963, and remains in service.

The original version was the AQM-37A or Beech Model 1019. The AQM-37A was followed by a confusing list of subvariants, some of which were new production, others which were modifications of existing AQM-37s. These variants were intended to simulate different classes of threats, such as sea-skimming antiship missiles or high-altitude naval attack missiles, or provide better performance. One high-performance variant with improved thermal protection attained a speed of Mach 4.7 and an altitude of over 112,000 feet (34 kilometers) on a ballistic trajectory. The final US Navy variant was designated AQM-37C.

More than 5,000 AQM-37 targets of all variants have been delivered since the early 1960s. The AQM-37C/D is still in limited production for the U.S. Navy. (Madcow 2011 Web Ad)

Catalog Liveries

Web Liveries



2007



2011

Face Card(s)



Also of interest: AQM-37 Jayhawk Ordnance Family

(4") Little John Rocket (K-157)



MODEL NAME: **Little John Rocket** *Also known as:*

NUMBER: K-157

Introduced:

Final Year:

Designer:

Type: Scale

Motor Mount: 1x54mm

Recovery: Parachute

Stages: 1

Length: 47"

Diameter: 4"

Span:

Weight: 4 lbs

Mfg. Description: ALL FIBERGLASS KIT
High Power Rocket
Pre-Slotted Fiberglass Airframe
Fiberglass Nose Cone
G10 Fins and Centering Rings
Cut Vinyl Decal
Rail Buttons (Madcow 2012 Web Ad)

Editorial Note:

Catalog Liveries

Web Liveries



2012

Mozzie (K-112)



MODEL NAME: **Mozzie**

Also known as:

NUMBER: K-112

Introduced:

Final Year:

Designer:

Type: Sport, Upscale

Motor Mount: 1x29mm

Recovery: Parachute

Stages: 1

Length: 19.5"

Diameter: 2.6"

Span:

Weight: 10oz

Mfg. Description:

Editorial Note:

Catalog Liveries

Web Liveries



2008



2012

Face Card(s)





McCoy's Micro Wonder Works (MMWW)



Master List for MMWW by Name

(Estes) Airborne Surveillance Missile	#372
(Estes) Alien Space Probe	#291
(Estes) Big Bertha	#297
(Estes) Black Hole Space Probe	#346
(Estes) Blue Bird Zero	#305
(Estes) Cherokee D	#230
(Estes) Courier	#350
(Estes) Deep Space Transport	#246
(Edmonds) Micro Maxx Deltie Boost Glider	#230
(Estes) Dragon Ship 7	#374
(Estes) EAC Viper	#375
(Edmonds) Ecee Rocket Glider	#300
(Centuri) ESS Raven	#273
(Estes) Explorer Aquarius	#243
(Estes) Falcon	#313
(Estes) Goblin	#233
(Estes) Guardian	#369
(Estes) Gyroc Tri-Fin	#284
(Estes) Hercules	#239
(Estes) Interceptor	#267
(Edmonds) Ivey Boost Glider	#227
(Centuri) Javelin	#352
(Centuri) Laser X	#248
(Estes) Mars Snooper	#235
Micro AGM-12B Bullpup A	#276
(Estes) Midget	#362
(Estes) National Aerospace Plane	#304
(Estes) Nova Payloader	#236
(Centuri) Orion	#348
(Centuri) Payloader II	#354
(Estes) Ranger	#226
(DynaStar) Snarky	#380
(Centuri) Taurus	#317
(Centuri) The Point	#232
(Centuri) Vulcan	#296



Master List for MMWW by Number

#226	(Estes) Ranger
#227	(Edmonds) Ivey Boost Glider
#230	(Estes) Cherokee D
#230	(Edmonds) Micro Maxx Deltie Boost Glider
#232	(Centuri) The Point
#233	(Estes) Goblin
#235	(Estes) Mars Snooper
#236	(Estes) Nova Payloader
#239	(Estes) Hercules
#243	(Estes) Explorer Aquarius
#246	(Estes) Deep Space Transport
#248	(Centuri) Laser-X
#267	(Estes) Interceptor
#273	(Centuri) ESS Raven
#276	Micro AGM-13B Bullpup A
#284	(Estes) Gyroc Tri-Fin
#291	(Estes) Alien Space Probe
#297	(Estes) Big Bertha
#300	(Edmonds) Ecee Rocket Glider
#304	(Estes) National Aerospace Plane
#305	(Estes) Blue Bird Zero
#313	(Estes) Falcon
#317	(Centuri) Taurus
#346	(Estes) Black Hole Space Probe
#348	(Centuri) Orion
#350	(Estes) Courier
#352	(Centuri) Javelin
#354	(Centuri) Payloader II
#362	(Estes) Midget
#369	(Estes) Guardian
#372	(Estes) Airborn Surveillance Missile
#374	(Estes) Dragon Ship 7
#375	(Estes) EAC Viper
#380	(DynaStar) Snarky



Master List for MMWW by Prototype MFG

Centuri	ESS Raven	#273
Centuri	Javelin	#352
Centuri	Laser X	#248
Centuri	Orion	#348
Centuri	Payloader II	#354
Centuri	(The) Point	#232
Centuri	Taurus	#317
Centuri	Vulcan	#296
DynaStar	Snarky	#380
Edmonds	Micro Maxx Deltie Boost Glider	#230
Edmonds	Ecee Rocket Glider	#300
Edmonds	Ivee Boost Glider	#227
Estes	Airborne Surveillance Missile	#372
Estes	Alien Space Probe	#291
Estes	Big Bertha	#297
Estes	Black Hole Space Probe	#346
Estes	Blue Bird Zero	#305
Estes	Cherokee D	#230
Estes	Courier	#350
Estes	Deep Space Transport	#246
Estes	Dragon Ship 7	#374
Estes	EAC Viper	#375
Estes	Explorer Aquarius	#243
Estes	Falcon	#313
Estes	Goblin	#233
Estes	Guardian	#369
Estes	Gyroc Tri-Fin	#284
Estes	Hercules	#239
Estes	Interceptor	#267
Estes	Mars Snooper	#235
Estes	Midget	#362
Estes	National Aerospace Plane	#304
Estes	Nova Payloader	#236
Estes	Ranger	#226

(Estes) Airborn Surveillance Missile (#372)



MODEL NAME: MM Airborne Surveillance Missile

Also known as:

NUMBER: #372

Introduced: 2010

Final Year:

Designer: John McCoy

Type: Pseudo Scale, Downscale

Motor Mount: 1x6mm

Recovery: Streamer

Stages: 1

Length: 6.1875"

Diameter: 0.544"

Span:

Weight:

Mfg. Description: 1.79 Downscale (Plan)

Web Liveries



Plan

Face Card(s)



Also of interest: Estes Airborn Surveillance Missile

762



(Estes) Alien Space Probe (#291)

MODEL NAME: Alien Space Probe

Also known as:

NUMBER: #291

Introduced: 2002

Final Year:

Designer: John McCoy

Type: Exotic, Downscale

Motor Mount: 1x6mm or 1x10.5mm

Recovery: Break Apart

Stages: 1

Length:

Diameter:

Span:

Weight:

Mfg. Description: DESC

Web Liveries



Face Card(s)



Also of interest: Estes Alien Space Probe

(Estes) Big Bertha (#297)



MODEL NAME: Micro Big Bertha *Also known as:*

NUMBER: #297

Introduced: 2003

Final Year:

Designer: Vern Estes, John McCoy

Type: Sport, Downscale

Motor Mount: 1x10.5mm

Recovery: Streamer

Stages: 1

Length:

Diameter: 09.4475"

Span:

Weight:

Mfg. Description:

Web Liveries



Plan

Face Card(s)



Also of interest: Estes Big Bertha



(Estes) Black Hole Space Probe (#346)

MODEL NAME: **Micro T3 Black Hole Space Probe**

Also known as:

NUMBER: #346

Introduced: 2008

Final Year:

Designer: Wayne Kellner, John McCoy

Type: Exotic, Downscale

Motor Mount: 1x6mm

Recovery: Streamer

Stages: 1

Length:

Diameter:

Span:

Weight:

Mfg. Description:

Web Liveries



Plan

Face Card(s)



Also of interest: Estes Black Hole Space Probe

(Estes) Blue Bird Zero (#305)



MODEL NAME: Micro Blue Bird Zero *Also known as:*

NUMBER: #305

Introduced: 2005

Final Year:

Designer: Mike Dorffler, John McCoy

Type: Sport, Downscale

Motor Mount: 1x6mm

Recovery: Streamer

Stages: 1

Length: 11.61"

Diameter: 0.375"

Span:

Weight:

Mfg. Description: 3.533 Downscale (Plan)

Web Liveries



Plan

Face Card(s)



Also of interest: Estes Blue Bird Zero

766



(Estes) Cherokee D (#230)

MODEL NAME: Micro-Maxx Cherokee

Also known as:

NUMBER: #230

Introduced: 2000

Final Year:

Designer: Gene Street, John McCoy

Type: Sport, Downscale

Motor Mount: 1x6mm or 1x10.5mm

Recovery: Streamer

Stages: 1

Length: 7.47"

Diameter: 0.4475"

Span:


Weight:

Mfg. Description: Classic Down Scale (Plan)

Catalog Liveries

Web Liveries

Face Card(s)



Also of interest: Estes Cherokee D Family

(Estes) MM Courier (#350)



MODEL NAME: **MM Courier** *Also known as:*

NUMBER: #350

Introduced: 2008

Final Year:

Designer: John McCoy

Type: Sport, Downscale

Motor Mount: 1x6mm

Recovery: Streamer

Stages: 1

Length: 4.75"

Diameter: 0.281"

Span:

Weight:

Mfg. Description: 2.6 Downscale (Plan)

Web Liveries



Plan

Face Card(s)



Also of interest: Estes Courier Family

768



(Estes) Deep Space Transport (#246)

MODEL NAME: **Deep Space Transport**

Also known as:

NUMBER:#246

Introduced: 2001

Final Year:

Designer: John McCoy

Type: Exotic, Downscale

Motor Mount: 1x10.5mm or 1x6mm

Recovery: Streamer

Stages: 1

Length:

Diameter:

Span:

Weight:

Mfg. Description:

Web Liveries



Plan

Face Card(s)



Also of interest: Estes Deep Space Transport Family

(Edmonds) Deltie Boost Glider (#230)



MODEL NAME: **Micro Maxx Deltie Boost Glider**

Also known as:

NUMBER: #230

Introduced: 1999

Final Year:

Designer: Robert Edmonds, John McCoy

Type: Boost Glider, Downscale

Motor Mount: 1x6mm

Recovery: Glide

Stages: 1

Length:

Diameter:

Span:

Weight:

Mfg. Description:

Catalog Liveries

Web Liveries

Face Card(s)



Also of interest: Edmonds Deltie Family



(Estes) Dragon Ship-7 (#374)

MODEL NAME: **Dragon Ship-7**

Also known as:

NUMBER: #374

Introduced: 2011

Final Year:

Designer: Keith Niskern, John McCoy

Type: Exotic, Downscale, Retro

Motor Mount: 1x6mm

Recovery: Streamer

Stages: 1

Length:

Diameter: 0.544"

Span:

Weight:

Mfg. Description: 3X Downscale (Plan)

Web Liveries



Plan

Face Card(s)



Also of interest: Estes Dragon Ship 7 Family

(Estes) EAC Viper (#375)



MODEL NAME: **T3 EAC Viper**

Also known as:

NUMBER: #375

Introduced: 2011

Final Year:

Designer: John McCoy

Type: Sport, Downscale

Motor Mount: 1x6mm

Recovery: Streamer

Stages: 1

Length: 5.344"

Diameter: 0.375"

Span:

Weight:

Mfg. Description: 2.6x Downscale (Plan)

Web Liveries



Plan

Face Card(s)



Also of interest: Estes EAC Viper Family



(Edmonds) Eecce (#300)

MODEL NAME: **Micro Ecee Rocket Glider**

Also known as:

NUMBER: #300

Introduced: 2004

Final Year:

Designer: Robert Edmonds, John McCoy

Type: Rocket Glider, Downscale

Motor Mount: 1x6mm

Recovery: Glide

Stages: 1

Length:

Diameter:

Span:

Weight:

Mfg. Description: 2.6 Downscale (Plan)

Web Liveries



Plan

Face Card(s)



Also of interest: Edmonds Ecee Family

(Centuri) ESS Raven (#273)



MODEL NAME: **Micro ESS Raven**

Also known as:

NUMBER: #273

Introduced: 2003

Final Year:

Designer: John McCoy

Type: Exotic, Downscale

Motor Mount: 1x6mm

Recovery: Streamer

Stages: 1

Length:

Diameter:

Span:

Weight:

Mfg. Description:

Web Liveries



Plan

Face Card(s)



Also of interest: Centuri ESS Raven Family

774



(Estes) Explorer Aquarius (#243)

MODEL NAME: **Micro Explorer Aquarius**

Also known as:

NUMBER: #243

Introduced: 2000

Final Year:

Designer: John McCoy

Type: Exotic, Downscale

Motor Mount: 1x10.5mm or 1x6mm

Recovery: Streamer

Stages: 1

Length:

Diameter:

Span:

Weight:

Mfg. Description: 1:337735 Downscale (Plan)

Web Liveries



Plan

Face Card(s)



Also of interest: Estes Explorer Aquarius Family

(Estes) Falcon (#313)



MODEL NAME: **Micro Falcon BG**

Also known as:

NUMBER: #313

Introduced: 2008

Final Year:

Designer: Larry Renger, John McCoy

Type: Rocket Glider, Downscale

Motor Mount: 1x6mm

Recovery: Glide

Stages:

Length:

Diameter:

Span:

Weight:


Mfg. Description:

Web Liveries



Plan

Face Card(s)



Also of interest: Estes Falcon Family



(Estes) Goblin (#233)

MODEL NAME: **Micro Maxx Goblin** *Also known as:*

NUMBER: #233

Introduced: 2000

Final Year:

Designer: Wayne Kellner, John McCoy

Type: Sport, Downscale

Motor Mount: 1x6mm

Recovery: Streamer

Stages: 1

Length:

Diameter:

Span:

Weight:

Mfg. Description: 1:33774 Downscale (Plan)

Web Liveries



Plan

Face Card(s)



Also of interest: Estes Goblin Family

MM Guardian Missile (#369)



MODEL NAME: **MM Guardian Missile**

Also known as:

NUMBER: #369

Introduced: 2010

Final Year:

Designer: John McCoy

Type: Sport, Downscale

Motor Mount: 1x6mm

Recovery: Streamer

Stages: 1

Length: 5.5625"

Diameter: 0.375"

Span:

Weight:

Mfg. Description: T3-T2+ 3.5x Downscale (Plan)

Web Liveries



Plan

Face Card(s)





Gyroc Tri-Fin (#284)

MODEL NAME: **Gyroc Tri-Fin** *Also known as:*

NUMBER: #284

Introduced: 2002

Final Year:

Designer: John McCoy

Type: Sport, Downscale

Motor Mount: 1x6mm or 1x10.5mm

Recovery: Helicopter

Stages: 1

Length:

Diameter:

Span:

Weight:


Mfg. Description: DESC

Web Liveries



Plan

Face Card(s)



(Estes) Hercules (#239)



MODEL NAME: **Micro-Maxx Hercules 2-Stage**

Also known as:

NUMBER: #239

Introduced: 2000

Final Year:

Designer: John McCoy

Type: Sport, 2 Stage, Downscale

Motor Mount: 1x6mm/1x6mm

Recovery: Tumble/Streamer

Stages: 2

Length: 6.9"

Diameter: 0.281"

Span:

Weight:

Mfg. Description:

Web Liveries



Plan

Face Card(s)



Also of interest: Estes Hercules Family



(Estes) Interceptor (#267)

MODEL NAME: **Micro-Maxx Interceptor**

Also known as:

NUMBER: #267

Introduced: 2001

Final Year:

Designer: Wayne Kellner, John McCoy

Type: Exotic, Downscale

Motor Mount: 1x6mm

Recovery: Streamer

Stages: 1

Length:

Diameter:

Span:

Weight:

Mfg. Description:

Web Liveries



plan

Face Card(s)



Also of interest: Estes Interceptor Family

(Edmonds) Ivey Boost Glider (#227)



MODEL NAME: **Ivey Boost Glider**

Also known as:

NUMBER: #227

Introduced: 2000

Final Year:

Designer: Robert Edmonds, John McCoy

Type: Boost Glider, Downscale

Motor Mount: 1x6mm

Recovery: Streamer/Glide

Stages: 1

Length:

Diameter:

Span:

Weight:

Mfg. Description:

Catalog Liveries

Web Liveries



Face Card(s)

Also of interest: Edmonds Ivey Family



(Centuri) Javelin (#352)

MODEL NAME: **MM Javelin Kc-31**

Also known as:

NUMBER: #352

Introduced: 2008

Final Year:

Designer: John McCoy

Type: Sport

Motor Mount: 1x6mm

Recovery: Streamer

Stages: 1

Length: 5.75"

Diameter: 0.375"

Span:

Weight:

Mfg. Description:

Web Liveries



Plan

Face Card(s)



Also of interest: Centuri Javelin Family

(Centuri) Laser-X (#248)



MODEL NAME: **Micro-Maxx Laser-X**

Also known as:

NUMBER: #248

Introduced: 2000

Final Year:

Designer: John McCoy

Type: Exotic

Motor Mount: 1x6mm

Recovery: Streamer

Stages: 1

Length: 8.622"

Diameter: 0,544"

Span:

Weight:

Mfg. Description:

Web Liveries



Plan

Face Card(s)



Also of interest: Centuri Laser-X Family



(Estes) Mars Snooper (#235)

MODEL NAME: **Micro_Maxx Mars Snooper**

Also known as:

NUMBER: #235

Introduced: 2000

Final Year:

Designer: Gene Street, John McCoy

Type: Exotic, Downscale

Motor Mount: 1x6mm or 1x10.5mm

Recovery: Streamer

Stages: 1

Length: 8.635"

Diameter: 0.4475"

Span:


Weight:

Mfg. Description: DESC

Catalog Liveries

Web Liveries

Face Card(s)



Also of interest: Estes Mars Snooper Family

Micro AGM-12B Bullpup A (#276)



MODEL NAME: Microm AGM-12B Bullpup A

Also known as:

NUMBER: #276

Introduced: 2003

Final Year:

Designer: John McCoy

Type: Scale

Motor Mount: 1x6mm

Recovery: Streamer

Stages: 1

Length:

Diameter: 0.448"

Span:

Weight:

Mfg. Description: DESC

Catalog Liveries

Web Liveries

Face Card(s)



Also of interest:



(Estes) Midget (#362)

MODEL NAME: **Micro T4/T3 Midget 2 Stage**

Also known as:

NUMBER: #362

Introduced: 2009

Final Year:

Designer: Bill Simon, John McCoy

Type: Sport, 2 Stage, Downscale

Motor Mount: 1x6mm/1x6mm

Recovery: Tumble/Streamer

Stages: 2

Length:

Diameter:

Span:

Weight:

Mfg. Description:

Web Liveries



Plan Image

Face Card(s)



Also of interest: Estes Midget Family

(Estes) National Aerospace Plane (#304)



MODEL NAME: **Micro National AeroSpace Plane**

Also known as:

NUMBER: #304

Introduced: 2005

Final Year:

Designer: John McCoy

Type: Exotic, Downscale

Motor Mount: 1x6mm

Recovery: Streamer

Stages:

Length:

Diameter:

Span:

Weight:

Mfg. Description:

Catalog Liveries



Plan

Face Card(s)



Also of interest: Estes National Aerospace Plane

788



(Estes) Nova Payloader (#236)

MODEL NAME: **Nova Payloader**

Also known as:

NUMBER: #236

Introduced: 2000

Final Year:

Designer: John McCoy

Type: Payload, Downscale

Motor Mount: 1x 6mm

Recovery: Streamer

Stages: 1

Length: 6.1"

Diameter: 0.28"

Span:

Weight:

Mfg. Description:

Web Liveries



Plan

Face Card(s)



Also of interest: Estes Nova Payloader Family

(Centuri) Orion (#348)



MODEL NAME: **Orion** *Also known as:*

NUMBER: #348

Introduced: 2008

Final Year:

Designer: John McCoy

Type: Sport, Exotic, Downscale

Motor Mount: 1x6mm

Recovery: Streamer

Stages: 1

Length: 6.104"

Diameter: 0.544"

Span:

Weight:

Mfg. Description: Kc-8 Orion T-5 Downscale (plan)

Web Liveries



plan

Face Card(s)



Also of interest: Centuri Orion Family

790



(Centuri) Payloader II (#354)

MODEL NAME: MM T3 Payloader II *Also known as:*

NUMBER: #354

Introduced: 2008

Final Year:

Designer: John McCoy

Type: Payload/Downscale

Motor Mount: 1x6mm

Recovery: Streamer

Stages: 1

Length: 6.53"

Diameter: 0.375"

Span:

Weight:

Mfg. Description: T-3 Payloader II - 2.77 Downscale (Plan)

Catalog Liveries

Web Liveries

Face Card(s)



Also of interest: Centuri Payloader II Family

(Estes) Ranger (#226)



MODEL NAME: **MMX Ranger**

Also known as:

NUMBER: #226

Introduced: 2003

Final Year:

Designer: Vern Estes, John McCoy

Type: Sport, Cluster, Downscale

Motor Mount: 3x6mm or 4x6mm

Recovery: Streamer

Stages: 1

Length:

Diameter: 0.736"

Span:

Weight:


Mfg. Description: 3 or 4 Motor Cluster (Plan)

Web Liveries



Plan

Face Card(s)



Also of interest: Estes Ranger Family



(DynaStar) Snarky (#380)

MODEL NAME: **T3 Snarky** *Also known as:*

NUMBER: #380

Introduced: 2011

Final Year:

Designer: Shrox, John McCoy

Type: Pseudo-Scale, Downscale

Motor Mount: 1x6mm

Recovery: Streamer

Stages: 1

Length: 4.547"

Diameter:

Span:

Weight:

Mfg. Description: 3.533x Downscale (Plan)

Web Liveries



Plan

Face Card(s)



Also of interest: DynaStar Snarky Family

(Centuri) Taurus (#317)



MODEL NAME: **Micro Centuri Taurus**

Also known as:

NUMBER: #317

Introduced: 2006

Final Year:

Designer: John McCoy

Type: Exotic, Downscale

Motor Mount: 1x6mm

Recovery: Streamer

Stages: 1

Length: 9.28"

Diameter: 0.591"

Span:

Weight:

Mfg. Description: Micro Centuri Taurus (Plan)

Web Liveries



Plan

Face Card(s)



Also of interest: Centuri Taurus Fleet Ship Family



(Centuri) The Point (#232)

MODEL NAME: **Micro Maxx Kc-13 The Point**

Also known as:

NUMBER: #232

Introduced: 2000

Final Year:

Designer: John McCoy

Type: Oddroc, Downscale

Motor Mount: 1x6mm

Recovery: Rigid Parachute

Stages: 1

Length: 3.125"

Diameter: 1-31/64"

Span:

Weight:

Mfg. Description: Micro Maxx Kc-13 The Point 1:3818 downscale (plan)

Web Liveries




Plan

Face Card(s)



Also of interest: Centuri Point Family



Moldin' Oldies

<http://www.moldinoldies.com/>



About Moldin' Oldies

Moldin' Oldies is now a part of the Sirius Rocketry family of products.

The parts are available (as detailed below) in the Sirius Rocketry secure online store at www.siriusrocketry.com as they are ready to ship. Mike Schmidt started Moldin' Oldies some years ago, and David Miller took over the line upon Mike's "retirement" to make sure that these items could remain available and to introduce new items under the Moldin' Oldies name.

David is also working on some new parts not offered before that will also be made available as time permits. Others are being reworked to make them even better. Some of the old molds were a bit tired and time has been spent on making replacement molds for these parts. You can help support the Moldin' Oldies effort by supporting Sirius Rocketry and ordering other products, spreading the word, and adding links to Sirius Rocketry to your website.

Note that the making of these cones is an extremely time-intensive process, and your patience is appreciated as we not only spend that time making some new cones, but we spend time restocking other complex Sirius Rocketry kits that have been selling faster than expected. We need your word-of-mouth to help us, so that we can spend the time making the cones that will allow you to recreate some of your old favorites! Please let people know we are here by linking to our website at www.siriusrocketry.com.

(2012 Company Web Statement)



Master List for **Moldin' Oldies** by Name

Taurus Fleet Ship



Taurus Fleet Ship

MODEL NAME: **Taurus Fleet Ship** *Also known as:*

NUMBER:

Introduced:

Final Year:

Designer:

Type: Exotic, Clone

Motor Mount:

Recovery:

Stages:

Length:

Diameter:

Span:

Weight

Mfg. Description:

Editorial Note:

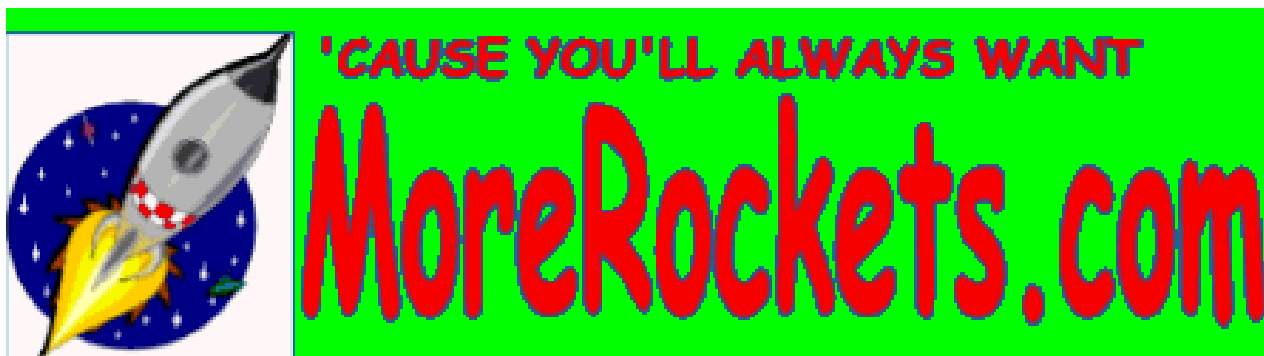
Catalog Liveries

Web Liveries

Face Card(s)

Instruction Header

Also of interest: Centuri Taurus Fleet Ship Family



MoreRockets.Com

MoreRockets
444 Old Stage Rd.
Sanbornville, NH 03872
(603)767-8750

<http://morerockets.com/>



Master List for **MoreRockets.Com** by Name

Viper	#1310	<i>Estes Clone</i>
-------	-------	--------------------

Master List for **MoreRockets.Com** by Number

#1310	Viper	<i>Estes Clone</i>
-------	-------	--------------------

Viper (#1310)



MODEL NAME: **Viper**

Also known as:

NUMBER: #1310

Introduced: 2010

Final Year:

Designer:

Type: Fantasy Scale, Clone

Motor Mount: 1x18mm

Recovery: Parachute

Stages: 1

Length: 12.5"

Diameter: 0.976"

Span:

Weight: 2.4 oz

Mfg. Description: DESC

Catalog Liveries

Web Liveries


Face Card(s)



Also of interest: Estes Colonial Viper Family, Battlestar Galactica Colonial Viper Family



Mountainside Hobbies





About Mountainside Hobbies

In 1994 Mountainside Hobbies opened for business. We were a small shop devoted to RC cars, airplanes, boats and rockets. Rocketry soon became a large part of our business and we quickly began offering mail order. We shipped kits from many of the major manufacturers and our own line of kits. After 3 years of almost non stop work we reached the point of burnout. We closed the hobby shop and mail order business, and took a vacation. Since then we have made small production runs of kits. After a two year re-design and perfection of the new V-2 kit; we are ready to offer the best Mountainside Hobbies V-2 yet.

(Company Web Statement 2004)



Master List for **Mountainside Hobbies** by Name

Sport Scale V-2	#103
4" V-2	#500

Master List for **Mountainside Hobbies** by *Number*

#103	Sport Scale V-2
#500	4" V-2

Sport Scale V-2 (#103)



MODEL NAME: Sport Scale V-2

Also known as: 2.6" V-2

NUMBER: #103

Introduced:

Final Year:

Designer:

Type: Scale

Motor Mount: 1x24mm

Recovery: Parachute

Stages: 1

Length: 22-1/2"

Diameter: 2.6"

Span:

Weight: 7 oz

Mfg. Description:

Catalog Liveries

Web Liveries

Face Card(s)



Also of interest: All V2 Families



4" V-2 (#500)

MODEL NAME: **4" V-2**

Also known as:

NUMBER: #500

Introduced:

Final Year:

Designer:

Type: Scale

Motor Mount:

Recovery: Parachute

Stages:

Length:

Diameter:

Span:

Weight:

Mfg. Description: Size: 34" tall by 4" in diameter (approx. 1/16 scale).

Weight: 36 ounces without motor.

More scale-like outline including properly shaped nose and accurately sized fins.

Light, strong construction for flights on consumer G motors through high power H motors.

Perfect for Level 1 certification flights.

29mm motor mount.

1/4" brass launch lug.

Real recovery system including 36" ripstop nylon parachute, 3/8" tubular nylon harness and nomex heat shield.

Stainless steel motor retainer for positive retention of single use and reloadable motors.

Locked in nose weight design can be made adjustable. (Mountainside Hobbies 2004 Web Ad)

Web Liveries



2002



2004



2007

Face Card(s)

Also of interest: All V2 Families



Neubauer Rockets

<http://www.neubauerrockets.com/>



About Neubauer Rockets

Neubauer Rockets caters to the sport scale enthusiast by offering models suitable for NAR competition, flying for fun or simple static display.

The Neubauer 1/100 Sport Scale models compliment the classic Estes 1/100 Saturn V, Saturn 1B and Little Joe II kits making for a complete collection of historical American space vehicles.

Most kits feature detailed plastic molded fins and capsules, decals, high quality airframe tubing and parachute or streamer recovery.

These kits may require white glue, cyanoacrylates (super glue) or epoxy for construction. Adhesives, paint and other finishing supplies are not included.

(Company Web Statement 2011)



Master List for **Neubauer Rockets** by Name

Orion II



Orion II

MODEL NAME: **Orion II**

Also known as:

NUMBER:

Introduced:

Final Year:

Designer:

Type: Sport/Upscale

Motor Mount: 1x24mm

Recovery:

Stages:

Length: 27.25"

Diameter: 2.6"

Span:

Weight: 8 oz.

Mfg. Description: A upscaled clone of the classic Centuri kit, this Orion II features:

- 2.6" Balsa nose cone
- Vacuum formed body wrap
- Vinyl decal
- Laser cut fins
- Six resin cast side pod nose cones
- 24 mm motor mount
- Bonus Vinyl decal added (Neubauer 2011 Web Ad)

Editorial Note:

Web Liveries



2011

Face Card(s)

Instruction Header

Also of interest: Centuri Orion Family

NORIS exklusiv von Thorwald Petersen
Raketenmodellbau

Noris Raketen

Noris Raketen
Siedlung 1a
92348 Berg-Richtheim
Germany

Tel./Fax: 09181/500815
<http://www.noris-raketen.de/>

Master List for **Noris Raketen** by Name

A-4 Peenemunde

#004

Master List for **Noris Raketen** by *Number*

#004

A-4 Peenemunde

A-4 Peenemunde (#004)

MODEL NAME: **A-4 Peenemunde**

Also known as:

NUMBER: #004

Introduced:

Final Year:

Designer:

Type: Scale

Recovery: Parachute

Stages: 1

Length:

Diameter:

Span:

Weight:

Mfg. Description: DESC

Catalog Liveries

Web Liveries



2011

Face Card(s)

Also of interest: V-2 Family

A dark red banner with a subtle geometric pattern of overlapping circles and squares. The text "PERFORMANCE ROCKETRY" is written in a white, bold, sans-serif font across the center.

PERFORMANCE ROCKETRY

Performance Rocketry (PR)

Performance Rocketry

883 Ragers Hill Rd

South Fork, Pa 15956

814-536-8491

sales@performancerocketry.com

<http://www.performancerocketry.com/>

Master List for **Performance Rocketry** by Name

1/4 Scale Nike Smoke

1/3 Scale Nike Smoke



1/4 Scale Nike Smoke

MODEL NAME: 1/4 Scale Nike Smoke *Also known as:*

NUMBER:

Introduced:

Final Year:

Designer:

Type: Scale

Motor Mount:

Recovery:

Stages: 1

Length:

Diameter: 4"

Span:

Weight:

Mfg. Description:

Editorial Note:

Catalog Liveries

Web Liveries

Face Card(s)

Also of interest: Nike Smoke Sounding Rocket Family

1/3 Scale Nike Smoke



MODEL NAME: **1/3 Scale Nike Smoke**

Also known as: 5.5" Nike Smoke

NUMBER:

Introduced:

Final Year:

Designer:

Type: Scale

Motor Mount:

Recovery:

Stages: 1

Length: 6' 6"

Diameter: 5.5"

Span:

Weight:

Mfg. Description:

Editorial Note:

Catalog Liveries

Web Liveries



2011

Face Card(s)

Also of interest: Nike Smoke Sounding Rocket Family



Polecat Aerospace (Doing Buisness As What's Up Hobbies)

209-986-5829

9033 Rieti Lane

Stockton, CA, 95212

<http://stores.whatsuphobby.com/StoreFront.bok>



Master List for **Polecat Aerospace** by Name

AQM 37 Jayhawk (4")	#21
Bullpup (4")	#26
Bullpup (7.5")	#4
Fat Man (5.5")	#13
Nike Smoke (4")	#23
Nike Smoke (10")	#6



Master List for **Polecat Aerospace** by Number

#4	Bullpup (7.5")
#6	Nike Smoke (10")
#13	Fat Man (5.5")
#21	AQM 37 Jayhawk (4")
#23	Nike Smoke (4")
#26	Bullpup (4")

4" AQM 37 Jayhawk (#21)



MODEL NAME: **4" AQM 37 Jayhawk** *Also known as:*

NUMBER: #21

Introduced:

Final Year:

Designer:

Type: Scale

Motor Mount: 1x38mm

Recovery: Parachute

Stages: 1

Length: 47"

Diameter: 4"

Span:

Weight: 3.5 lbs.

Mfg. Description: Mfg. Description: In the 1959, the Navy and Air Force issued a joint request for a new high-speed expendable target. Beechcraft won the competition, and the result was a small delta-winged drone with wingtip fins and a liquid rocket motor, originally designated XKD2B-1 but now known as the AQM-37. The type first flew in 1961, then entered service with the US Navy in 1963, and remains in service.

The original version was the AQM-37A or Beech Model 1019. There were several variants of the AQM-37 over the years. One high-performance variant with improved thermal protection attained a speed of Mach 4.7 and an altitude of over 112,000 feet (34 kilometers) on a ballistic trajectory. The final US Navy variant was designated AQM-37C. All variants are air-launched, with the US Navy traditionally using the F4 Phantom for the job.

More than 5,000 AQM-37 targets of all variants have been delivered since the early 1960s. The AQM-37C/D is still in limited production for the Navy.

The AQM-37's engine is built by Rocketdyne, though in some sources it is credited to Harley Davidson, the motorcycle manufacturer, which appears to be due to a sequence of company buyouts. The engine uses "storable" liquid propellants, in contrast to cryogenic propellants like liquid oxygen and liquid hydrogen that have to be loaded up just before launch lest they evaporate away. The problem is that the storable propellants in common use are corrosive, highly toxic, and "hypergolic", meaning that the propellants spontaneously ignite when mixed together.

This scale model of the AQM-37 offers a unique look and solid construction. With 1/4" baltic birch laser cut fins, through the wall fin design, a pre-cut mortise and tenon joint for the wingtips, laser-slotted fiberglassed body tube, and molded fiberglass nose cone and boat tail, the Jayhawk offers fast building, easy finishing, and great durability and performance.

The kit also features an upper slot in the body tube for a tab on the fin that makes assembly quick and easy, eliminating fin alignment issues for the longer fins. All fin leading edges are pre-beveled so a minimum of finish sanding is needed to get a great look.

Designed for H through J motors, the Hawk is a performs beautifully on L1 and L2 motors. The kit includes high-quality vinyl decals for a great finishing touch. (What's Up Hobbies 2011 Web Ad)



Editorial Note:

Catalog Liveries

Web Liveries



2010

Face Card(s)

Also of interest: AQM-37 Jayhawk Ordnance Family

4" Bullpup (#26)



MODEL NAME: **4" Bullpup**

Also known as:

NUMBER: #26

Introduced:

Final Year:

Designer:

Type: Scale

Motor Mount: 1x29mm

Recovery: Parachute

Stages:

Length:

Diameter:

Span:

Weight:

Mfg. Description: Unlike other Bullpup kits, the Polecat Aerospace Bullpups have the forward fins located on the nose cone where they belong, making the kit more scale. With through-the-wall fin construction for both the main and forward fins, the Bullpup is an amazingly strong rocket. With a 38mm motor mount it can accommodate motors up to J. (2011 Web Ad)

Web Liveries



2011

Face Card(s)

Also of interest:



7.5" Bullpup (#4)

MODEL NAME: 7.5" Bullpup *Also known as:*

NUMBER: #4

Introduced:

Final Year:

Designer:

Type: Scale

Motor Mount: 1x54mm or 1x75mm

Recovery: Dual Deploy Parachute

Stages: 1

Length:

Diameter:

Span:

Weight:

Mfg. Description: Unlike other Bullpup kits, the Polecat Aerospace Bullpups have the forward fins located on the nose cone where they belong, making the kits more scale.

With through-the-wall fin construction for both the main and forward fins, the Bullpup is an amazingly strong rocket.

The 7.5" Bullpup comes with a 54mm motor mount and an optional 75mm. The kit comes dual-deployment ready, with a spacious in-coupler electronics bay. The rocket is shown here flying on an Aerotech L850 to 7,200'. (2011 Web Ad)

Web Liveries



2011

Face Card(s)

Also of interest:

5.5" Fat Man (#13)



MODEL NAME: **5.5" Fat Man** *Also known as:*

NUMBER: #13

Introduced:

Final Year:

Designer:

Type: Sport, Upscale

Motor Mount: 1x54mm

Recovery: Parachute

Stages: 1

Length: 27"

Diameter: 5.5"

Span:


Weight: 4.5 pounds

Mfg. Description: The little rocket that packs the big punch! Small in size but very versatile. The Fat Man has a 54mm motor mount and flies on motors from G through K impulse.

The Fat Man is a very easy build and a solid flyer. Go for the slow lift-off with a G80 or let it rip with a K1100. Able to support L1 and L2 certifications the Fat Man is a super rocket for beginner and expert alike! (Polecat 2011 Web Ad)

Catalog Liveries

Web Liveries



2011

Face Card(s)

Also of interest: Estes Fat Boy Family

8 2 6



4" Nike Smoke (#23)

MODEL NAME: **4" Nike Smoke**

Also known as:

NUMBER: #23

Introduced:

Final Year:

Designer:

Type: Scale

Motor Mount: 1x54mm

Recovery: Parachute

Stages: 1

Length: 58"

Diameter: 4"

Span:

Weight: 3.5 lbs

Mfg. Description: This 1/4 scale replica of the famous Nike Smoke is a rugged workhorse and a great level 1 and 2 rocket. Featuring a fiberglass nosecone, pre-fiberglassed and slotted body tube, Machined Baltic Birch fins and rings, and a full hardware package.

This rocket has a built weight of only 3.5 pounds, making it great for G through K motors. The kit is very easy to build and comes with fully illustrated instructions. Kit comes with rail guides for a standard rail. We recommend a 36" to 50" parachute. (What's Up Hobbies 2011 Web Ad)

Editorial Note:

Web Liveries



2011

Face Card(s)

Also of interest: Nike Smoke Sounding Rocket Family

10" Nike Smoke (#6)



MODEL NAME: **10" Nike Smoke**

Also known as:

NUMBER: #6

Introduced:

Final Year:

Designer:

Type: Scale

Motor Mount: 1x98mm

Recovery: Dual Deploy Parachute

Stages: 1

Length: 11' 8"

Diameter: 10.25"

Span:

Weight: 29 pounds

Mfg. Description: This is a 2/3 scale replica of the famous sounding rocket from the 1950s and 1960s.

One of the favorites of rocketry enthusiasts, the Nike Smoke is a very stable and great looking rocket. With a fiberglass nose cone, pre-fiberglassed and slotted body tubes, and machined Baltic Birch fins and rings, this kit is a quick build and a solid flyer. (Polecat 2011 Web Ad)

Editorial Note:

Web Liveries



2011

Face Card(s)

Also of interest: Nike Smoke Sounding Rocket Family



Pratt Hobbies

Pratt Hobbies
2513 Iron Forge Road
Herndon, VA 20171
571-221-5820

<http://www.pratthobbies.com/>



About Pratt Hobbies

Still Crazy after 18 years...

Pratt Hobbies will celebrate 20 years of operation this summer. Not bad for one crazy old guy in his basement.

I've been flying model rockets since 1960. In the late Seventies I worked for FSI, a rocket company based in Missouri. In between at least ten other careers, I wrote a book entitled "Basics of Model Rocketry," which was published in 1980 and became a best-seller by hobby standards. That led to writing eight other hobby books, while working as a magazine editor and association executive.

For some strange reason I was inspired to ruin my hobby by making a business out of it. The fact is, I get the same pleasure out of assembling a batch of gadgets that I used to get out of building model planes and rockets. There is a real thrill in exploring new ideas, cobbling something together, figuring out why it didn't work, and figuring out the best way to make 20 of them at a time.

Pratt Hobbies is a family business even though our principal source of child slave labor has left to go to school. Son Brian did a year and a half at Lassen College in Susanville, California, in the oldest and most-respected gunsmithing program in the country, and is now developing a career as a machinist. Daughter Valerie graduated this year from Randolph-Macon Academy, a 120-year old military college prep school in Front Royal, VA. She will be attending Messiah College in Grantham, PA in the fall, majoring in Politics, appropriately enough for a kid who was Captain of the Debate Team and won five national events. High school debate is amazing and Val ran a great team. We even did a talk show on a radio station in Front Royal; you can find podcasts at rmadebate.blogspot.com.

Dad still has his day job, but dreams of doing this nonsense full time when the kids are through school. The way both the kids and the business are growing, it could happen.

Looking back, I can say it's been a pure pleasure to work with so many enthusiastic people over the years. We have the finest customers in any business I can imagine, and we're all here for the same reason: to have fun. I have boxes with hundreds of letters from teachers, Scoutmasters, school kids, 4-H clubs, every group you can imagine, all excited about their rockets. On the other side of things, NASA is using an RTLS launch system to fire hybrid motors at Wallops Island. Life is good.

Thanks to you all.

Doug Pratt

(Company Web Statement 2011)



Master List for **Pratt Hobbies** by Name

D Region Tomahawk (MMX)



D Region Tomahawk (MMX)

MODEL NAME: **D Region Tomahawk (MMX)**

Also known as:

NUMBER:

Introduced:

Final Year:

Designer:

Type: Scale

Motor Mount: 1x6mm

Recovery:

Stages: 1

Length:

Diameter:

Span:

Weight:

Mfg. Description:

Catalog Liveries

Web Liveries

Face Card(s)

Also of interest: D Region Tomahawk Sounding Rocket Family



Public Missiles LTD (PML)

Public Missiles, Ltd.

6030 Paver Lane

Jeddo, Michigan 48032

810-327-1710 Office (9-5pm EST M-F)

810-327-1712 Fax (24 hrs./7 days)

888-PUBLICM Orders ONLY (9-5pm EST M-F)

<http://publicmissiles.com>



About PML

The success of our enterprise is only as good as the people behind it. Pictured above are the passionate people who have made PML the number one high-power rocketry company in the world.

Our mission statement is simple: "Design and manufacture the best rockets in the world and give our customers the best possible service. Period."


My name is Frank R. Uroda. I've been designing, building, and flying rockets of all sizes for over 20 years. Along the way, I've learned a thing or two about building strong and nicely finished models. I discovered very early on when beginning to get into larger motors that using F motors and bigger in standard models produces large amounts of confetti and "sky writing". Even before the debris hit the ground, I knew I had to find an alternative.

At first, heavy duty cardboard tubing, plywood fins and epoxy became the new materials of choice. I was on the right track, but there were still some problems. Almost every time I flew one of my "new and improved" rockets, even after a perfect flight, there seemed to be some kind of repair to be done. A broken fin, a kinked airframe, or damaged motor mount. I thought that I was doing something wrong, but most of my "rocket buddies" that had also ventured into higher power levels were having the same problems.

Hundreds of phone calls, scores of dead ends, and dozens of samples later, I finally found the right airframe/motor mount material, and it was the right price...phenolic tubing. The more I worked with it, the more I liked it. I eventually began building rockets for my buddies with the new materials. This then led to component manufacturing, the creation of PML as a company, and eventually complete kits. Gerald Kolb and Frank formed PML "the company" back in 1990, and have had almost 12 years of success together. However, in the Fall of 2001, Jerry decided to pursue other opportunities available to him outside of PML, and Frank became the sole owner and proprietor. Frank has always been the lead project designer and production engineer, so you can be confident that you'll still get the same great quality, unique systems, and innovation that PML has built its reputation on.

From the beginning PML have devoted ourselves to researching, developing, and marketing new materials and components.

(Company Web Statement 2011)



Master List for **PML** by Name

Bulldog (6")



Bulldog (6'')

MODEL NAME: Bulldog (6'') *Also known as:*

NUMBER:

Introduced:

Final Year:

Designer:

Type: Scale

Motor Mount: 1x54mm (upgrades to 75mm or 98mm)

Recovery: Parachute

Stages: 1

Length: 74"

Diameter: 6"

Span:


Weight: 170 oz

Mfg. Description: The Bulldog is a great "semi-scale" representation of the famous Bullpup missile. The Bulldog comes standard with two great PML hand-laid fiberglass nosecones (with one converted to a pre-slotted boattail for an easy build, great looks, and super drag-reducing performance), a 54mm motor mount, 0.093" G-10 fins, and a 72" parachute. The `Dog can fly on motors from a J180 through a K700 stock! The Bulldog has the usual PML high quality features of a phenolic airframe, piston ejection system, tubular nylon shock cord, and more. (PML 2011 Web Ad)

Web Liveries



2011



Face Card(s)



Also of interest:



QMODELING

QModeling

QModeling

207 Mill Valley Road

Middleburgh, NY 12122

Telephone (518) 827-3107

FAX (518) 827-3007

Sales: tpquinn@qmodeling.com

Customer Support: jbquinn@qmodeling.com

Web and General: hpwhite@qmodeling.com

<http://www.qmodeling.com>

About QModeling

The team at QModeling has an extensive Engineering background in Electrical, Computer Control, Mechanical, and Manufacturing Systems. From this custom work a variety of unique products have emerged that carry the QModeling brand name.

Currently QModeling is focusing on developing and selling the highest quality and most fun model rocket kits available. We hope you agree!

(Company Web Statement 2008)

Master List for **QModeling** by Name

NIKEX

Retro MEGA

MODEL NAME: **NIKEX**

Also known as:

NUMBER:

Introduced:

Final Year:

Designer:

Type: Pseudo Scale, Upscale

Motor Mount: 1x24mm

Recovery: Parachute

Stages: 1

Length: 45.875"

Diameter: 2.6"

Span: 10.09"

Weight: 13.3 oz

Mfg. Description: The NIKEX is one of QModeling's top quality sports class model rocket kits. The NIKEX is a large scale recreation of the awesome Estes™ NIKE-X. The original Nike-X boomed the skies in the 1970's.

QModeling has created a MEGA BT-80 version of this classic that enables the use of E or F size (24mm) rocket motors for spectacular launches. The NIKEX is a 1.96:1 MEGA scale of the original NIKE-X making it over 45 inches tall. Combined with QModeling's high quality laser cut parts and renowned easy step-by-step instructions your own NIKEX could be thundering into the sky in no time.

QModeling's NIKEX comes with a unique retractable Engine Hook eliminating the annoying problem of not being able to display your powerful bird on a flat surface without a stand. The kit includes QModeling's BT-80-Ogive Nose Cone produced from their high quality nose cone liquid plastic process. Making a substantial investment in an aluminum large mold to produce a BT-80 size nose cone is another example of QModeling's quest to offer the highest quality kits on the market.

Like the other MRS kits, QModeling's has broken the deployment barrier by offering a wad-less high performance Recovery System based on a partnership with Top Flight Recovery. It consists of a 30" Octagon, Thin Mil, Ripstop Nylon Parachute with sewn in 24" Nylon shroud lines, Nomex® 9" x 9" Heat Shield Parachute Protector, 9' Kevlar® Shock Cord, and a Snap Swivel. Now there is no need to search out any after market recovery system components, because QModeling builds top quality into all aspects of their kits. (QModeling 2006 Web Ad)

Editorial Note:

Catalog Liveries

Web Liveries



2006

Face Card(s)

Instruction Header



Also of interest: Estes Nike-X Family, QModeling Retro MEGA Family



Quest Aerospace

PO Box 2409
Pagosa Springs, CO
81147-2409

Toll Free 1-800-858-7302 (US Only)
Phone: 1-970-264-4050
Fax: 1-970-264-9330
Email: service@questaerospace.com

<http://www.questaerospace.com>



About Quest

We are located in Pagosa Spring, Colorado. We have serviced our customers via retail outlets and direct mail order since the spring of 1991. Our online service was introduced in 2006. We work with schools and organizations providing a quality product at a discounted price.

(Company Web Statement 2011)



Master List for **Quest** by Name

Little Joe (MMX)
Striker AGM

#5611
#2020



Master List for **Quest** by Number

#2020	Striker AGM
#5611	Little Joe (MMX)

Little Joe (MMX) (#5611)



MODEL NAME: **Little Joe**

Also known as: MMX Little Joe

NUMBER: #5611

Introduced:

Final Year:

Designer:

Type: Scale, RTF

Motor Mount: 1x6mm

Recovery: Streamer

Stages: 1

Length:

Diameter:

Span:

Weight:

Mfg. Description:

Editorial Note:

Catalog Liveries

Web Liveries



2008

Face Card(s)

Also of interest: Little Joe II Launch Vehicle Family



Striker AGM (#2020)

MODEL NAME: **Striker AGM** *Also known as:*

NUMBER: #2020

Introduced:

Final Year:

Designer:

Type: Pseudo Scale

Motor Mount: 1x18mm

Recovery: Parachute

Stages: 1

Length: 27.7"

Diameter: 1.38"

Span:

Weight:

Mfg. Description:

Catalog Liveries



2010

Web Liveries




2011

Also of interest: Enertek Astra 2000 Family



Retro Rocketry





Master List for **Retro Rocketry** by Name

Mini Blue Max

Mini Red Max

#0651-RS

Master List for **Retro Rocketry** by Number

#0651-RS

Mini Red Max

Mini Blue Max



MODEL NAME: **Mini Blue Max**

Also known as:

NUMBER:

Introduced:

Final Year:

Designer:

Type: Sport, Downscale

Motor Mount: 1x13mm

Recovery: Streamer

Stages: 1

Length: 7.25"

Diameter: 0.736"

Span:

Weight: 5/8 oz



Mfg. Description:

Catalog Liveries

Web Liveries

Face Card(s)

Also of interest: Estes Der Red Max Family

Mini Red Max (#0651-RS)

MODEL NAME: **Mini Red Max**

Also known as:

NUMBER: #0651-RS

Introduced:

Final Year:

Designer:

Type: Sport, Downscale

Motor Mount: 1x13mm

Recovery: Streamer

Stages: 1

Length: 7.25"

Diameter: 0.736"

Span:

Weight: 5/8 oz

Mfg. Description:

Out
Of
Production

Catalog Liveries

Web Liveries

Face Card(s)



Also of interest: Estes Der Red Max Family



Roachwerks Custom Turnings

Gordon Agnello
7205 Roach Road
Lexington, Michigan 48450

gagnello@yahoo.com

<http://roachwerksmachining.com.istemp.com/index.html>



About Roachwerks

I can make just about any design in wood or other soft media primarily for Hobby Rocketry as long as it is mostly round. I specialize in Upscale or Downscale of common nose cone shapes but my first love is Scale.

Send me a sketch, drawing, jpeg, a PDF, a dxf or a dwg (CAD) file and I can send you an estimate of what it will cost for me to make your part

Price will depend on the amount of work the part will require to complete and how big a piece of material (wood, foam) I will need to begin with.

From the top left to right. Two BT-60 Ram Jet cones for a BOMARC, one of Lockheed's capsule ideas, X-20 Dynasoar, a BT-80 Goblin cone, a Crayon cone, an upscale of the Estes droptail cone, a Vostok nose cone, a BT-101 Apollo Capsule and a Soyuz nose cone from one of my kits.

I can provide CAD drawing if you need them for pre-approval.

(Company Web Statement 2011)



Master List for **Roachwerks** by Name

Saturn 1B



Saturn 1B

MODEL NAME: Saturn 1B

Also known as:

NUMBER:

Introduced:

Final Year:

Designer: Gordon Agnello

Type: Scale

Motor Mount:

Recovery: Parachute

Stages:

Length:

Diameter:

Span:

Weight:

Mfg. Description:

Editorial Note:

Catalog Liveries

Web Liveries

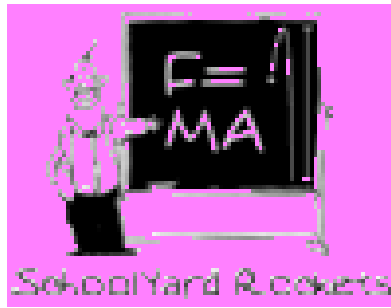


2011


Face Card(s)

Instruction Header

Also of interest: Saturn 1B Launch Vehicle Family



Schoolyard Rockets





Master List for **Schoolyard Rockets** by Name

Honest John

Honest John



MODEL NAME: **Honest John**

Also known as:

NUMBER:

Introduced:

Final Year:

Designer:

Type: Scale

Motor Mount:

Recovery:

Stages:

Length:

Diameter:

Span:

Weight:

Mfg. Description:

Catalog Liveries

Web Liveries

Face Card(s)

Also of interest: MGR-1 Honest John Ordnance Family



Semroc Astronautics Corporation

Box 1271

Knightdale, NC 27545

(919) 266-1977

FAX (919) 341-8652

<http://www.semroc.com>



About Semroc

Semroc is the newest "old model rocket company." Originally starting in November 1967 and after a 31 year "quiet phase", Semroc now qualifies as a B.A.R.M. (Born-Again-Rocket-Manufacturer) Although there have been many exciting changes in the Consumer and Sport Rocketry field during the last thirty years, we want to help keep the roots of Model Rocketry alive. Inspired by the internet and much more modern equipment than was available in the late 1960's, we will be trying to recapture the fun that brought us to where we are today. We have built and launched all types of rockets from 1/4A through M impulse since 1959 so we understand the full range of consumer rocketry.

(Company Web Statement 2011)



Master List for **Semroc** by Name

Aerobee Hi		
Apehelion		
Arcon		
Astro-1	KV-30	<i>Centuri Retro Repro</i>
Astron		
Baby Orion	KA-31	<i>Centuri Downscale</i>
BatRok	KV-53	<i>Centuri Retro Repro</i>
Centaur	KV-12	<i>Centuri Retro Repro</i>
Centurion	KV-40	<i>Centuri Retro Repro</i>
Defender Space Probe	KV-60	<i>Centuri Retro Repro</i>
Excalibur	KV-43	<i>Centuri Retro Repro</i>
Goblin	KV-80	<i>Estes Retro Repro</i>
Golden Scout		
Hydra (all Variants)		
IQSY Tomahawk	KD-2	<i>Deci Scale</i>
Iris		
Javelin	KV-16	<i>Centuri Retro Repro</i>
Lil' Hercules	KV-14	<i>Centuri Retro Repro</i>
(SLS) Lil' Hustler		
Lil' Ivan		
Little Joe II	KS-3	<i>Estes Retro Repro</i>
Magnum Hornet	KV-69	<i>Centuri Retro Repro</i>
Marauder	KV-32	<i>Centuri Retro Repro</i>
Mark	XES-K2	<i>Estes Retro Repro, xKit</i>
Mark II		
Micron	KV-8	<i>Centuri Retro Repro</i>
Mini Explorer	KA-22	<i>Centuri Downscale</i>
My Boid		
Nike X		
Orbital Transport		
Saturn 1B	KS-1	<i>Estes Retro Repro</i>
SLS Aero-Dart	KV-6	<i>Centuri Retro Repro, SLS</i>
SLS Explorer	KV-56	<i>Centuri Retro Repro, SLS</i>
Snipe Hunter	KV-51	<i>Centuri Retro Repro</i>
Spaceman		
Squire		
SST Shuttle-1 xKit	XCE-K17	<i>Centuri Retro Repro, xKit</i>
Starfire	KV-20	<i>Centuri Retro Repro</i>
Start	KA-25	
Swift Boost Glider	KV-27	<i>Centuri Retro Repro</i>
Tau Zero		
Taurus Fleet Ship	KV-42	<i>Centuri Retro Repro</i>
Texas Firefly	KA-8	<i>Centuri Upscale</i>
ThunderBee	KA-1	
ThunderChief	KA-7	



ThunderStrike
V2
Vector-V
VF 261

KA-16
XES-K22
KV-44

xKit
Centuri Retro Repro



Master List for **Semroc** by Number

KA-1	ThunderBee	
KA-7	ThunderChief	
KA-8	Texas Firefly	<i>Centuri Upscale</i>
KA-16	ThunderStrike	
KA-22	Mini Explorer	<i>Ready to Build</i>
KA-25	Start	<i>Estes Clone</i>
KA-31	Baby Orion	<i>Centuri Downscale</i>
KD-2	IQSY Tomahawk	<i>Deci Scale</i>
KS-1	Saturn 1B	<i>Estes Retro Repro</i>
KS-3	Little Joe II	<i>Estes Retro Repro</i>
KV-6	SLS Aero Dart	<i>Centuri Retro Repro, SLS</i>
KV-8	Micron	<i>Centuri Retro Repro</i>
KV-12	Centaur	<i>Centuri Retro Repro</i>
KV-14	Lil' Hercules	<i>Centuri Retro Repro</i>
KV-16	Javelin	<i>Centuri Retro Repro</i>
KV-20	Starfire	<i>Centuri Retro Repro</i>
KV-27	Swift Boost Glider	<i>Centuri Retro Repro</i>
KV-30	Astro-1	<i>Centuri Retro Repro</i>
KV-32	Marauder	<i>Centuri Retro Repro</i>
KV-40	Centurion	<i>Centuri Retro Repro</i>
KV-42	Taurus Fleet Ship	<i>Centuri Retro Repro</i>
KV-43	Excaibur	<i>Centuri Retro Repro</i>
KV-44	Vector V	<i>Centuri Retro Repro</i>
KV-51	Snipe Hunter	<i>Centuri Retro Repro</i>
KV-53	BatRoc	<i>Centuri Retro Repro</i>
KV-56	SLS Explorer	<i>Centuri Retro Repro, SLS</i>
KV-60	Defender Space Probe	<i>Centuri Retro Repro</i>
KV-69	Magnum Hornet	<i>Centuri Retro Repro</i>
KV-80	Goblin	<i>Estes Retro Repro</i>
XCE-K17	SST Shuttle-1 xKit	<i>xKit, Centuri Retro Repro</i>
XES-K2	Mark xKit	<i>xKit, Estes Retro Repro</i>
XES-K22	V2 xKit	<i>xKit</i>

Astro-1 (KV-30)



MODEL NAME: **Astro-1**

Also known as:

NUMBER: KV-30

Introduced:

Final Year:

Designer:

Type: Sport, Clone

Motor Mount: 1x18mm

Recovery: Parachute

Stages: 1

Length: 17.2" (43.8 cm)

Diameter: 1.04" (2.6 cm)

Span: 4.7" (12.0 cm)

Weight: 1.1 oz (31.2 g)

Mfg. Description: 1969 Retro Repro (Semroc 2011 Web Ad)

Web Liveries



2011



Face Card(s)



Also of interest: Centuri Astro-1 Family

Baby Orion (KA-31)



MODEL NAME: **Baby Orion** *Also known as:*

NUMBER: KA-31

Introduced: 2011

Final Year:

Designer:

Type: Exotic, Downscale

Motor Mount: 1x13mm

Recovery: Parachute

Stages: 1

Length: 11.3" (28.7 cm)

Diameter: 1.04" (2.6 cm)

Span: 3.7" (9.4 cm)

Weight: 0.6 oz (17.3 g)

Mfg. Description:

Web Liveries



2011

Face Card(s)



Also of interest: Centuri Orion Family



BatRoc (KV-53)

MODEL NAME: **BatRoc**

Also known as:

NUMBER: KV-53

Introduced:

Final Year:

Designer: Ron Maggiano

Type: Sport/exotic/payload

Motor Mount: 1x18mm

Recovery: Parachute

Stages: 1

Length: 12.0" (30.5 cm)

Diameter: 0.759" (1.9 cm)

Span: 4.0" (10.2 cm)

Weight: 0.6 oz (17.0 g)

Mfg. Description:

Catalog Liveries

Web Liveries



2011



Face Card(s)



Also of interest: Centuri Batroc Family, Semroc Centuri Retro Repro Family



Centaur (KV-12)

MODEL NAME: **Centaur**

Also known as:

NUMBER: KV-12

Introduced:

Final Year:

Designer: Lee Piester

Type: Sport

Motor Mount: 1x18mm/1x18mm

Recovery: Tumble/Parachute

Stages: 2

Length: 19.0" (48.3 cm)

Diameter: 1.34" (3.4 cm)

Span: 8.4" (21.3 cm)

Weight: 2.0 oz (55.8 g)

Mfg. Description:

Catalog Liveries

Web Liveries



2011



Face Card(s)



Also of interest: Centuri Centaur Family, Semroc Centuri Retro Repro Family



Centurion (KV-40)

MODEL NAME: **Centurion** *Also known as:*

NUMBER: KV-40

Introduced:

Final Year:

Designer: Reproduction of Centuri Centurion

Type: Sport

Motor Mount: 1x18mm

Recovery: Twin Parachutes

Stages: 1

Length: 25.7"

Diameter: 1.64"

Span: 6.3"

Weight: 2.1 oz.

Mfg. Description: 1970 Retro Repro

Catalog Liveries


Web Liveries



2011



Face Card(s)



Also of interest: Centuri Centurion Family, Semroc Centuri Retro Repro Family



Defender Space Probe (KV-60)

MODEL NAME: **Defender Space Probe**

Also known as:

NUMBER: KV-60

Introduced:

Final Year:

Designer:

Type: Cluster/Sport/Payload

Motor Mount: 3x18mm

Recovery: Parachute

Stages: 1

Length: 22.4" (56.9 cm)

Diameter: 1.64" (4.2 cm)

Span: 5.4" (13.7 cm)

Weight: 2.0 oz (55.8 g)

Mfg. Description: 1967 Retro Repro (Semroc Web Ad)

Editorial Note:

Catalog Liveries

Web Liveries



2011



Face Card(s)



Also of interest: Centuri Defender Space Probe Family, Semroc Centuri Retro Repro Family



Excalibur (KV-43)

MODEL NAME: **Excaibur**

Also known as:

NUMBER:

Introduced: 2011

Final Year:

Designer:

Type: Sport

Motor Mount: 1x18mm

Recovery: Parachute

Stages: 1

Length: 26.0" (66.1 cm)

Diameter: 0.908" (2.3 cm)

Span: 5.2" (13.2 cm)

Weight: 1.3 oz (36.9 g)

Mfg. Description: 1972 Retro Repro (Semroc 2011 Web Ad)

Editorial Note:

Catalog Liveries

Web Liveries



2011



Face Card(s)



Also of interest: Centuri Excalibur Family, Semroc Centuri Retro Repro Family



Goblin (KV-80)

MODEL NAME: **Goblin** *Also known as:*

NUMBER: KV-80

Introduced:

Final Year:

Designer: Wayne Kellner

Type: Sport, Clone

Motor Mount: 1x24mm

Recovery: Streamer

Stages: 1

Length: 14.3" (36.3 cm)

Diameter: 1.325" (3.4 cm)

Span: 6.1" (15.5 cm)

Weight: 1.2 oz (34.1 g)

Mfg. Description: 1970 Retro Repro (Semroc 2011 Web Ad)

Web Liveries



2011

Face Card(s)



Also of interest: Estes Goblin Family

I.Q.S.Y. Tomahawk (KD-2)



MODEL NAME: **I.Q.S.Y. Tomahawk** *Also known as:*

NUMBER: KD-2

Introduced: 2009

Final Year:

Designer:

Type: Scale

Motor Mount: 1x18mm

Recovery: Parachute

Stages: 1

Length: 19.8" (50.3 cm)


Diameter: 0.908" (2.3 cm)

Span: 3.7" (9.4 cm)

Weight: 1.2 oz (34.1 g)

Mfg. Description:


Web Liveries



2011



Face Card(s)



Also of interest: D Region Tomahawk Sounding Rocket Family, Semroc Deci Scale Family

Javelin (KV-16)



MODEL NAME: **Javelin**

Also known as:

NUMBER: KV-16

Introduced:

Final Year:

Designer:

Type: Sport

Motor Mount: 1x18mm

Recovery: Parachute

Stages: 1

Length: 12.7" (32.2 cm)

Diameter: 0.759" (1.9 cm)

Span: 3.8" (9.7 cm)

Weight: 0.6 oz (17.0 g)

Mfg. Description: 1965 Retro Repro (Semroc 2011 Web Ad)

Editorial Note:

Catalog Liveries

Web Liveries



2011



Face Card(s)



Also of interest: Centuri Javelin Family, Semroc Centuri Retro Repro Family

Lil' Hercules (KV-14)



MODEL NAME: **Lil' Hercules** *Also known as: Lil' Herc*

NUMBER: KV-14

Introduced:

Final Year:

Designer:

Type: Sport

Motor Mount: 1x18mm

Recovery: Tumble

Stages: 1

Length: 6.5" (16.5 cm)

Diameter: 0.759" (1.9 cm)

Span: 3.4" (8.6 cm)

Weight: 0.3 oz (8.5 g)

Mfg. Description: 1965 Retro Repro (Semroc 2011 Web Ad)

Editorial Note:

Catalog Liveries

Web Liveries



2011



Face Card(s)



Also of interest: Centuri Lil' Hercules Family, Semroc Centuri Retro Repro Family

Little Joe II (KS-3)



MODEL NAME: **Little Joe II** *Also known as:*

NUMBER: KS-3

Introduced:

Final Year:

Designer:

Type: Scale

Motor Mount: 1x18mm

Recovery: Parachute

Stages: 1

Length: 14.6" (37.1 cm)

Diameter: 2.217" (5.6 cm)

Span: 4.9" (12.4 cm)

Weight: 1.5 oz (42.6 g)

Mfg. Description: 1968 Retro Repro (Semroc 2011 Web Ad)

Editorial Note:

Catalog Liveries

Web Liveries



2011



Face Card(s)



Also of interest: Little Joe II Launch Vehicle Family, Semroc Estes Retro Repro Family

Magnum Hornet (KV-69)



MODEL NAME: **Magnum Hornet**

Also known as:

NUMBER: KV-69

Introduced:

Final Year:

Designer:

Type: Sport, Clone

Motor Mount: 1x24mm

Recovery: Parachute

Stages: 1

Length: 19.8" (50.3 cm)

Diameter: 1.325" (3.4 cm)

Span: 5.7" (14.5 cm)

Weight: 1.7 oz (48.2 g)

Mfg. Description: 1980 Retro Repro (Semroc 2011 Web Ad)

Catalog Liveries


Web Liveries



2011



Face Card(s)



Also of interest: Centuri Hornet Family, Semroc Centuri Retro Repro Family

Marauder (KV-32)



MODEL NAME: **Marauder** *Also known as:*

NUMBER: KV-32

Introduced:

Final Year:

Designer:

Type: Sport, 2 Stage, Payload

Motor Mount: 1x18mm/1x18mm

Recovery: Tumble/Parachute

Stages: 2

Length: 18.1" (46.0 cm)

Diameter: 0.908" (2.3 cm)

Span: 6.6" (16.8 cm)

Weight: 1.4 oz (39.7 g)

Mfg. Description: The original Centuri Marauder was released in the 1969 Centuri catalog. It was advertised as an ideal beginner multi-stage rocket using Centuri's "dual-lock" stage coupling, later known as the Pass-Port Staging System. It only had a three year production run, but is still remembered by many as their first two-stage rocket. It was released as #KC-45 and retailed for \$2.75.

The Semroc Retro-Repro™ Centuri Marauder™ is very close to the original. The pre-printed fins are replaced with more convenient laser-cut fins. The original balsa nose cone is supplied instead of the later plastic nose cone. The original rubber shock cord is replaced with an elastic cord for longer life along with a Kevlar® cord for greater reliability and ease of mounting. (Semroc 2011 Web Ad)

Editorial Note:



Catalog Liveries

Web Liveries



2011

Face Card(s)



Also of interest: Centuri Marauder Family, Semroc Centuri Retro Repro Family

Mark xKit (XES-K2)



MODEL NAME: **Mark xKit** *Also known as: Mark*

NUMBER: XES-K2

Introduced:

Final Year:

Designer: G. Harry Stine

Type: Sport, Clone

Motor Mount: 1x18mm

Recovery: Streamer

Stages: 1

Length: 9.2" (23.4 cm)

Diameter: 0.767" (1.9 cm)

Span: 3.1" (7.9 cm)

Weight: 0.4 oz (11.3 g)

Mfg. Description: 1961 Retro Repro (Semroc 2012 Web Ad)

Editorial Note:

Catalog Liveries

Web Liveries



2012



Face Card(s)



Instruction Header

Also of interest: Estes Mark Family, Semroc Estes Retro Repro Family, Semroc xKit Family

Micron (KV-8)



MODEL NAME: **Micron**

Also known as:

NUMBER: KV-8

Introduced:

Final Year:

Designer: Lee Piester

Type: Sport

Motor Mount: 1x18mm

Recovery: Streamer

Stages: 1

Length: 9.2" (23.4 cm)

Diameter: 0.759" (1.9 cm)

Span: 2.6" (6.6 cm)

Weight: 0.4 oz (11.3 g)

Mfg. Description: 1963 Retro Repro (Semroc 2011 Web Ad)

Editorial Note:

Catalog Liveries

Web Liveries



2007



2011



Face Card(s)



Also of interest: Centuri Micron Family, Semroc Centuri Retro Repro Family

Mini Explorer (KA-22)



MODEL NAME: **Mini Explorer**

Also known as:

NUMBER: KA-22

Introduced: 2010

Final Year:

Designer:

Type: Sport

Motor Mount: 1x18mm

Recovery: Parachute

Stages: 1

Length: 16.3" (41.4 cm)

Diameter: 1.04" (2.6 cm)

Span: 3.5" (8.9 cm)

Weight: 1.3 oz (36.9 g)

Mfg. Description:

Editorial Note:

Catalog Liveries

Web Liveries



2010



Face Card(s)



Also of interest: Centuri Explorer Family, Semroc Ready to Build Family

Saturn 1B (KS-1)



MODEL NAME: Saturn 1B

Also known as:

NUMBER: KS-1

Introduced:

Final Year:

Designer:

Type: Scale

Motor Mount:

Recovery: Parachute

Stages: 1

Length: 37.0" (94.0 cm)

Diameter: 3.938" (10.0 cm)

Span: 8.2" (20.8 cm)

Weight: 9.9 oz (280.9 g)

Mfg. Description: 1967 Retro Repro (Semroc 2011 Web Ad)

Editorial Note:

Catalog Liveries

Web Liveries



2011



Face Card(s)



Instruction Header



Also of interest: Saturn 1B Launch Vehicle Family, Semroc Estes Retro Repro Family

SLS Aero Dart (KV-6)



MODEL NAME: **SLS Aero Dart**

Also known as:

NUMBER: KV-6

Introduced:

Final Year:

Designer: Lee Piester

Type: Sport

Motor Mount: 1x24mm or 1x29mm

Recovery: Parachute

Stages: 1

Length: 36.8" (93.5 cm)

Diameter: 1.84" (4.7 cm)

Span: 9.2" (23.4 cm)

Weight: 7.6 oz (215.7 g)

Mfg. Description:

Catalog Liveries

Web Liveries



2011



Face Card(s)



Also of interest: Centuri Aero-Dart Family, Semroc Centuri Retro Repro Family, Semroc SLS Family

SLS Explorer (KV-56)



MODEL NAME: **SLS Explorer** *Also known as:*

NUMBER: KV-56

Introduced:

Final Year:

Designer: Lee Piester

Type: Sport

Motor Mount: 1x24mm

Recovery: Parachute

Stages: 1

Length: 28.7" (72.9 cm)

Diameter: 1.84" (4.7 cm)

Span: 6.3" (16.0 cm)

Weight: 5.8 oz (164.6 g)

Mfg. Description: 1967 Retro Repro (Semroc 2011 Web Ad)

Editorial Note:

Catalog Liveries

Web Liveries



2011



Face Card(s)



Also of interest: Centuri Explorer Family, Semroc SLS Family, Semroc Centuri Retro Repro Family

Snipe Hunter (KV-51)



MODEL NAME: **Snipe Hunter** *Also known as:*

NUMBER: KV-51

Introduced:

Final Year:

Designer:

Type: Payload

Motor Mount: 1x18mm

Recovery: Parachute

Stages: 1

Length: 12.1" (30.7 cm)

Diameter: 0.908" (2.3 cm)

Span: 3.6" (9.2 cm)

Weight: 0.5 oz (14.2 g)

Mfg. Description: 1967 Retro Repro (Semroc 2011 Web Ad)

Editorial Note:

Catalog Liveries

Web Liveries



2011



Face Card(s)



Instruction Header



Also of interest: Centuri Snipe Hunter Family, Semroc Centuri Retro Repro Family

SST Shuttle-1 xKit (XCE-K17)



MODEL NAME: **SST Shuttle-1 xKit** *Also known as:*

NUMBER: XCE-K17

Introduced:

Final Year:

Designer:

Type: Boost Glider, Exotic

Motor Mount: 1x18mm

Recovery: Glide/Parachute

Stages: 1

Length: 24.4" (62.0 cm)

Diameter: 1.04" (2.6 cm)

Span: 7.2" (18.3 cm)

Weight: 3.1 oz (88.0 g)

Mfg. Description: 1971 Retro Repro (Semroc 2011 Web Ad)

Editorial Note:

Catalog Liveries

Web Liveries



2011



Face Card(s)



Instruction Header

This kit does not provide instructions and instead relies on the downloading of the old Centuri instruction.

Also of interest: Centuri SST Shuttle 1 Family, Semroc Centuri Retro Repro Family, Semroc xKit Family

Starfire (KV-20)



MODEL NAME: **Starfire**

Also known as:

NUMBER: KV-10

Introduced:

Final Year:

Designer: Lee Piester

Type: Sport, Competition

Motor Mount: 1x18mm

Recovery: Parachute

Stages: 1

Length: 15.6" (39.6 cm)

Diameter: 0.908" (2.3 cm)

Span: 4.1" (10.5 cm)

Weight: 0.8 oz (22.7 g)

Mfg. Description: 1966 Retro Repro (Semroc 2011 Web Ad)

Editorial Note:

Catalog Liveries

Web Liveries



2011



Face Card(s)



Instruction Header



Also of interest: Centuri Starfire Family, Semroc Centuri Retro Repro Family, Parachute Duration Family

Start (KA-25)



MODEL NAME: **Start**

Also known as:

NUMBER: KA-25

Introduced: 2010

Final Year:

Designer:

Type: Sport, Clone

Motor Mount: 1x18mm

Recovery: Parachute

Stages: 1

Length: 13.0" (33.0 cm)

Diameter: 1.04" (2.6 cm)

Span: 4.2" (10.7 cm)

Weight: 1.2 oz (34.1 g)

Mfg. Description:

Web Liveries



2010



Face Card(s)



Also of interest: Estes Alpha Family

Swift Boost Glider (KV-27)



MODEL NAME: **Swift Boost Glider**

Also known as: Swift BG

NUMBER:

Introduced: 2010

Final Year:

Designer: Lee Piester

Type: Boost Glider

Motor Mount: 1x18mm

Recovery: Tumble/Glide

Stages: 1

Length: 16.5" (41.9 cm)

Diameter: 0.759" (1.9 cm)

Span: 11.8" (30.0 cm)

Weight: 1.0 oz (28.4 g)

Mfg. Description: 1969 Retro Repro (Semroc 2011 Web Ad)

Editorial Note:

Web Liveries



2011

Face Card(s)

Instruction Header

Also of interest: Centuri Swift Family, Semroc Centuri Retro Repro Family



Taurus Fleet Ship (KV-42)

MODEL NAME: **Taurus Fleet Ship**

Also known as:

NUMBER: KV-42

Introduced:

Final Year:

Designer:

Type: Exotic, Clone

Motor Mount: 1x18mm

Recovery: Parachute

Stages: 1

Length: 23.5" (59.7 cm)

Diameter: 1.34" (3.4 cm)

Span: 6.6" (16.8 cm)

Weight: 1.8 oz (51.1 g)

Mfg. Description: 1972 Retro Repro (Semroc 2011 Web Ad)

Editorial Note:

Catalog Liveries

Web Liveries



2011



Face Card(s)



Instruction Header



Also of interest: Centuri Taurus Fleet Ship Family, Semroc Centuri Retro Repro Family



Texas Fire Fly (KA-8)

MODEL NAME: **Texas Fire Fly**

Also known as:

NUMBER: KA-8

Introduced: 2005

Final Year:

Designer:

Type: Sport

Motor Mount: 1x18mm/1x18mm

Recovery: Tumble/Parachute

Stages: 2

Length: 14.3" (36.3 cm)

Diameter: 1.34" (3.4 cm)

Span: 7.2" (18.3 cm)

Weight: 2.1 oz (59.6 g)

Mfg. Description:

Editorial Note:

Catalog Liveries

Web Liveries



2011



Face Card(s)



Also of interest: Centuri Firefly Family



ThunderBee (KA-1)

MODEL NAME: **ThunderBee** *Also known as:*

NUMBER: KA-1

Introduced: 2004

Final Year:

Designer:

Type: Sport

Motor Mount: 1x13mm

Recovery: Streamer

Stages: 1

Length: 14.7" (37.5 cm)

Diameter: 0.543" (1.4 cm)

Span: 3.3" (8.5 cm)

Weight: 0.3 oz (8.5 g)

Mfg. Description:

Editorial Note:

Catalog Liveries

Web Liveries



2011



Face Card(s)



Instruction Header



Also of interest: Centuri Thunder Roc Family



ThunderChief (KA-7)

MODEL NAME: **ThunderChief**

Also known as:

NUMBER: KA-7

Introduced: 2009

Final Year:

Designer:

Type: Sport

Motor Mount: 1x18mm

Recovery: Parachute

Stages: 1

Length: 31.9" (81.0 cm)

Diameter: 0.908" (2.3 cm)

Span: 6.1" (22.6 cm)

Weight: 2.1 oz (59.6 g)

Mfg. Description:

Editorial Note:

Catalog Liveries

Web Liveries



2011



Face Card(s)



Instruction Header



Also of interest: Centuri Thunder Roc Family



ThunderStrike (KA-16)

MODEL NAME: **ThunderStrike**

Also known as:

NUMBER: KA-16

Introduced: 2009

Final Year:

Designer:

Type: Sport

Motor Mount: 1x24mm

Recovery: Parachute

Stages: 1

Length: 50.7" (128.8 cm)

Diameter: 1.34" (3.4 cm)

Span: 8.9" (22.6 cm)

Weight: 3.4 oz (96.5 g)

Mfg. Description:

Editorial Note:

Catalog Liveries

Web Liveries



2011



Face Card(s)



Instruction Header



Also of interest: Centuri Thunder Roc Family



V-2 xKit (XES-K22)

MODEL NAME: **V-2 xKit**

Also known as:

NUMBER: XES-K22

Introduced:

Final Year:

Designer:

Type: Scale, Clone

Motor Mount: 1x18mm

Recovery: Parachute

Stages: 1

Length: 11.4" (29.0 cm)

Diameter: 1.325" (3.4 cm)

Span: 4.0" (10.2 cm)

Weight: 3.7 oz/105 gm

Mfg. Description: The V-2 was introduced in 1965 in the Estes® 1966 Catalog. Based on the German A-4/V-2 designed in the 1940's as a military missile, the Estes® V-2 was one of their first scale models. The V-2 was able to be built as a scale model or semi-scale model with larger fins for better stability. For many early rocket-eers, the V-2 was their first scale model. The V-2 was Estes® #K-22 and the original kit sold for \$1.75.

The Semroc V-2 xKit™ is updated by using laser-cut fins including both the scale and semi-scale parts. The original balsa nose cone and boat tail dimensions and the original body tube sizes are used. A larger washer weight is provided for the semi-scale version.

Plans are not provided in this kit but they are avail-able are online at

<http://www.dars.org/jimz/k-22.htm>

thanks to the tireless efforts of Jim Zalewski and the generosity of Estes Industries in allowing him to help preserve the past. (Semroc 2011 Web Ad)

Web Liveries



2011



Face Card(s)



Also of interest: All V-2 families, Semroc xKit Family



Vector V (KV-44)

MODEL NAME: Vector V

Also known as:

NUMBER:

Introduced:

Final Year:

Designer:

Type: Sport

Motor Mount: 1x18mm

Recovery: Parachute

Stages: 1

Length: 12.6" (32.0 cm)

Diameter: 1.34" (3.4 cm)

Span: 3.3" (8.4 cm)

Weight: 0.9 oz (25.5 g)

Mfg. Description: 1972 Retro Repro (Semroc 2011 Web Ad)

Editorial Note:

Catalog Liveries

Web Liveries



2011



Face Card(s)



Instruction Header



Also of interest: Centuri Vector V Family, Semroc Centuri Retro Repro Family



Sheri's Hot Rockets (SHR)

<http://www.cjsaviation.com/>



Master List for **SHR** by Name

Gemini Titan
Mercury Redstone



Gemini Titan

MODEL NAME: **Gemini Titan**

Also known as:

NUMBER:

Introduced:

Final Year:

Designer:

Type: Scale

Motor Mount: 2x29mm

Recovery: Parachute

Stages: 1

Length:

Diameter:

Span:

Weight:

Mfg. Description: If you have been looking for a large scale detailed medium/high powered gemini titan kit then this is for you.!!

This kit has numerous outstanding features: Lots of prefab parts make this kit an easy quick build:

1. 2 piece solid resin capsule
 2. 1/8 inch thick walled heavy duty main body tube
 3. Precut glassine 29 mm heavy duty high quality motor tubes-2
 4. 1/4 inch birch ply cnc cut centering rings
 5. Cnc cut 1/8 inch clear lexan fins that simply slide in and bolt on.
 6. Lightweight machined aluminum nozzles!!! Nozzles stay on for flight and act as positive motor retention.
 7. Large vinyl wrap for main body graphics
 8. Waterslide decals for gemini capsule
 9. Full size plans and comprehensive construction and flying manual.
 10. Proven design with numerous hours of designing and flight testing.
 11. Design to fly on "g" size motors such as the g-80-4t by aerotech. No certifications or permits required to purchase.
- Readily available on line.
12. Model reaches altitude of 550-600 feet on 2 g80-4t motors!!!!
 13. No other kit offers these custom features.
 14. Overall height is almost 53 inches (SHR 2011 Web Ad)

Web Liveries



2011

Also of interest: Gemini Titan Launch Vehicle Family

Mercury Redstone



MODEL NAME: **Mercury Redstone** *Also known as:*

NUMBER:

Introduced:

Final Year:

Designer:

Type: Scale

Motor Mount: 1x29mm

Recovery: Parachute

Stages: 1

Length:

Diameter: 3"

Span:

Weight:

Mfg. Description: THIS KIT HAS SOME GREAT FEATURES:

1. CNC CUT FINS AND CENTERING RINGS
2. LARGE MULTICOLORED VINYL WRAP FOR BOOSTER MARKINGS
3. WATERSLIDE DECALS FOR BOTH CAPSULE VERSIONS "LIBERTY BELL 7 AND FREEDOM 7" BY SPACE MODEL SYSTEMS. THE SAME DECALS AS PROVIDED FOR THE GREAT ATOMIC CITY 1/12 MERCURY CAPSULE KIT RESCALED TO 1/24 SCALE. ALSO INCLUDES EXTENSIVE DETAILED PLACEMENT INSTRUCTIONS WITH ALL KNOWN CAPSULE MARKINGS..
4. PRECUT WHITE VINYL COATED 3" WIDE MAIN BODY TUBE
5. RESIN CAPSULE AND ESCAPE TOWER NOZZLES. EASY TO CONSTRUCT TOWER.
6. FINS ARE PLYWOOD WITH A STYRENE VENEER FOR ADDED SCALE REALISM.
7. DESIGNED TO FLY ON 29MM DIAMETER MEDIUM POWERED MOTORS SUCH AS THE AEROTECH G77R-4T. REACHES ALTITUDE OF 700-800 FEET!
8. KIT DOES NOT INCLUDE PARACHUTE, BUT RECOMMENDED CHUTE IS ONE 36 INCH DIAMETER NYLON CHUTE
9. LIFT OFF WEIGHT IS SLIGHTLY OVER 2 POUNDS.
10. MODEL STANDS OVER 40 INCHES TALL (SHR 2011 Web Ad)

Editorial Note:

Catalog Liveries



Web Liveries




2011

Face Card(s)

Also of interest: Mercury Redstone Launch Vehicle Family

Starlight Model Rockets

Starlight Model Rockets





Master List for **Starlight** by Name

Jay Hawk	MN 4353
----------	---------

Master List for **Starlight** by Number

MN 4353	Jay Hawk
---------	----------

Jay Hawk (MN 4353)



MODEL NAME: **Honest John**

Also known as:

NUMBER: MN 4353

Introduced:

Final Year:

Designer:

Type: Scale

Motor Mount: 1x18mm

Recovery:

Stages: 1

Length:

Diameter:

Span:

Weight:

Mfg. Description:



Catalog Liveries


Web Liveries



2009

Face Card(s)

Also of interest: AQM-37 Jayhawk Ordnance Family



Thrustline Aerospace



Master List for **Thrustline** by Name

Arapaho E		
Black Shadow		
Der Big Red Max	TACL-025a	Estes Clone
Electra		
Goblin	TACL - 005	Estes Clone
Hank		
Pumpkin Head		
Spaceman		



Master List for **Thrustline** by Number

TACL-025a
TACL - 005

Der Big Red Max
Goblin

Estes Clone
Estes Clone

Der Big Red Max (TACL-025a)



MODEL NAME: Der Big Red Max

Also known as:

NUMBER: TACL-025a

Introduced: 2006

Final Year:

Designer: Wayne Kellner

Type: Sport, Clone

Motor Mount:

Recovery:

Stages:

Length:

Diameter:

Span:

Weight:

Mfg. Description:

Catalog Liveries

Web Liveries

Face Card(s)

Also of interest: Estes Der Red Max Family



Goblin (TACL-005)

MODEL NAME: **Goblin** *Also known as: Estes Goblin*

NUMBER: TACL-005

Introduced: 2005

Final Year: 2008

Designer: Wayne Kellner

Type: Sport, Clone

Motor Mount: 1x24mm

Recovery: Streamer

Stages: 1

Length:

Diameter:

Span:

Weight:

Mfg. Description:

Catalog Liveries

Web Liveries



2008

Face Card(s)

Also of interest:



U.S. Rockets (USR)

U.S. Rockets
Box 1242
Claremont, CA 91711 USA

<http://www.usrockets.com/>





About US Rockets

INTRODUCTION U.S. Rockets was founded in 1980 by advanced model rocketeers to serve an expanding definition of consumer rocketeers. U.S. Rockets products pioneered the concept and definition of Large Model Rockets (LMR) which are now defined as under 125g (0.28 pounds) propellant and under 1500g (3.3 pounds) liftoff weight. This is the current definition of a "model rocket" in the NAR safety code.

In 1984 U.S. Rockets succeeded in convincing NAR to consider studying High Power Rockets (HPR) for inclusion into the safety code regime. NAR formed a commission to study rockets which exceeded the then safety code limits of propellant and liftoff weight. The result of a NAR multiyear study during which several other associations formed to serve HPR consumers, was that NAR decided to adopt HPR as a valid consumer sport and define a safety code almost identical to the USR version (except excessive offset distances): the NAR HPR safety code. Following that NAR codified these codes and other rules, with the defects and excesses in place, into NFPA-1122 and NFPA-1127 in cooperation with other industry groups and interested parties including all major manufacturers, but with some specific objections from small manufacturers related to recreational BP handling, club tethering, and offset distance issues, which in hindsight has virtually eliminated "lone ranger" users, about 90% of the market for HPR size rockets and motors. Needs Fixin'. [Safety Codes Link](#).

ROCKET KITS U.S. Rockets rocket kits are reusable airframes which accept a wide variety of motor powers, thrusts, diameters and propellant types. Exploring the variety offered by these choices is the fun of the sport of consumer rocketry. Enjoy!

(Company Web Statement 2012)



Master List for **USR** by Name

Mosquito 2.2	#1174	<i>Sport and School Series</i>
--------------	-------	--------------------------------

Master List for **USR** by *Number*

#1174	Mosquito 2.2	<i>Sport and School Series</i>
-------	--------------	--------------------------------



Mosquito 2.2 (#1174)

MODEL NAME: **Mosquito 2.2** *Also known as:*

NUMBER: #1174

Introduced:

Final Year:

Designer: Jerry Irvine

Type: Sport, Upscale

Motor Mount: 1x29mm

Recovery: Streamer

Stages: 1

Length: 17.5"

Diameter: 2.25"

Span:

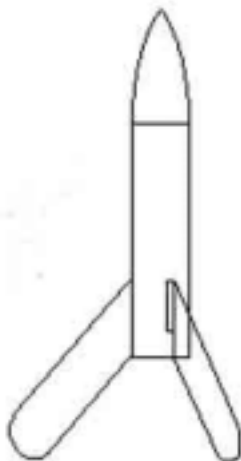
Weight: 107g

Mfg. Description: MOSQUITO 2.2 is a familiar sport model with 29mm "Host Mount-tm" and 24mm "Interchange Mount-tm" included. This rocket is recommended for schools, recreation programs and sport flying! It can fly on as little as C6-3 (with 18mm "interchange Mount-tm" not included) and flies surprisingly well on D12-5 or E9-6. Best flights are with 29mm F and G motors! Its very strong and lightweight construction makes it fly surprisingly high compared to other rocket kit brands. Test it for yourself! (USR 2012 Web Ad)

Editorial Note:

Catalog Liveries

Web Liveries



2004



2005




2010



2012

Face Card(s)



Instruction Header

Also of interest: Estes Mosquito Family, USR Sport and School Family

The Aftermath

Sources for *The Rocketry Index*

In putting this together, my primary sources have been the catalogs wherever possible. Most of these have been attained through <http://ninfinger.org/>. Of course, some companies do not put out catalogs. For those, I try to get what I need from their websites, assuming that the company is still in business and has a website. For those companies that have folded for any reason, the Wayback Machine web archives have often been helpful but the coverage is spotty. Also, you must have the URL exactly right. Google does not work there.

At times, it seems like I have all the needed information before me but still can't make sense of it. At times like that, the people of Ye Olde Rocket Forum have come in handy. They have a wealth of information. Other forums, particularly The Rocketry Forum, have also been extremely helpful.

What You Can Do To Help

Most of all, you can let me know when you find a problem or a mistake. I hate making mistakes but I do make them all too often. I can be contacted through Rocketryforum.com where my "handle" is JAL3. I can also be contacted by email: John@JAL3.net.

If you have a suggestion, that would be most welcome as well. The contact information given above works for suggestions as well.

Another way you can be extremely useful is by providing data. A close examination of the entries in *The Rocketry Index* will show that there are holes. I can't put out what I don't have. I relied heavily on the catalogs made available from Ninfinger, Ye Olde Rocket Forum and the others venues mentioned above. In some cases, I have been able to download catalogs directly from the manufacturers. Taken together, this provides a lot of information but still the holes persist. If you have information in the form of catalogs, old brochures, or other resources, please consider sharing those sources. I'll even volunteer to do the grunt work. If you have something that may be of use to others and entrust it to me, I'll scan it and return it safely to you. In turn, I can use the information to make this a more comprehensive resource and I'd like to pass it along to YORF for others to use as well.

A similar case can be made for the materials from individual rockets as well. Before building a rocket, please consider making scans of the decals and parts. Of course, my offer to do the scanning applies here as well but I can see how that would be a bit more problematical. Scans of instructions and facecards would be appreciated as well and here my offer to do the scanning become a bit more practical again. I will scan everything and return the originals to you...but I need the raw materials to work with.

Company Information

I had never heard of many of the companies included here in the Index before seeing some obscure reference on one of the forums or a photo posted in the TRF galleries. Many I still know only from a single example. One of the purposes of this work is to try and make sure that these small, but important, players in the hobby rocket industry are not forgotten. When you have informa-

tion, please let me know!

Rocketeers' Views of the Companies

For each company included here in the index, I want to try and include at least one “article” written by a person who has some familiarity with the company. These articles are not intended to be marketing and advertising tools but, instead, are intended to describe the niche filled by the company from the point of view of the customer.

We all know that some companies are more “reliable” than others and I don’t want to try and whitewash the reputation of any of them. Still, the purpose of this section is not to lambaste anyone but to describe what the company does do and how they do it. I can think of one particular company that is known for a fairly shoddy product when compared to most other manufacturers. Even so, they have been around a while and many of their offerings are unique, available nowhere else. I want to include the good and the bad.

I intend to solicit these articles from people I know have some familiarity with the company involved but that is not to say that others are not free to contribute as well. If you have first hand experience, your input would be most welcome. In general for this, I am looking for articles that are about the size of one typewritten page or less. If you have a photo of yourself with examples of the products, that would be most welcome as well. A caveat to remember is that these will be attributed articles. I will include names, not forum handles.

Rocketeers' Observations on the Rockets

Something else I want to invite people to contribute is information on the rockets themselves. This should be your information, not reputation or hearsay. It’s also not the place to say, “the Ultra-Roc is my favorite and everyone should have one!” You can include something like that if you wish but I am looking for something more like, “The Ultra-Roc is my most dependable egglofter. It was easy (hard, impossible, tedious, etc.) to assemble but it brings the egg down safely each time, even in a high wind. It may not always win but it does always qualify.”

Do you see the difference? The former is just a rah-rah statement. The latter tells something about the rocket.

For these “blurbs”, I am looking for something shorter than in the company articles. Anything from a single sentence to a paragraph will do. Again, they will be attributed and there will be nothing wrong with a rocket having multiple entries or with a person having entries for multiple rockets.

Let other people have the benefit of the experience you have gained first hand.

Revision History

This may be useful to nobody but me...but it is useful to me. As I complete each task, I note it here. That comes in handy on occasion, to see what order things were done. That helps in opdatng and correcting mistakes.

From this list, it will seem at first as if there is madness to the order in which tasks are done. I assure you that is not the case. In general, I am working alphabetically but first, making entries for those rockets that have associated galleries on TRF. If you are mad because your favorite doesn't appear, the cure is to post it in a gallery. Then it moves to the top of the list. Note that "E" had already been commenced on TRF before this index was begun. It will take some time to work around to "A" again.

My goal is to "publish" a monthly update. The first number in the revision number is the year, the second is the month.

When publicizing updates to The Rocketry Index, I will simply cut and paste the relevant portions of this table to show what has been added.

12.01

Add Estes Orbital Transport K-42
Establish Estes Orbital Transport Family
Add Estes Shadow #2094
Add Estes Optima #2035
Establish Estes Optima Family
Add Estes Odyssey #1289
Add MMWW Nova Payloader #236
Add Estes Nova Payloader #1960
Establish Estes Nova Payloader Family
Add QModeling NIKEX
Establish QModeling Retro MEGA Family
Establish QModeling Marketing Family Group
Set up QModeling master list
Add QModeling Company Statement
Add Qmodeling Company info
Establish QModeling Section
Add Estes Nike-X K-70
Establish Estes Nike-X Family
Add Estes Nemesis #2175
Add MMWW Micro National Aerospace Plane #304
Add Estes National Aerospace Plane #2037
Establish Estes National Aerospace Plane Family
Add Estes Royal Starship #1830
Establish Star Wars Royal Starship Family
Add USR Mosquito 2.2 #1174
Establish USR Sport and School Family
Establish USR Marketing Family Group
Set up USR master lists
Add USR company statement
Add USR company info
Establish USR section
Add Madcow Mozzie K-112
Add Estes Mega Mosquito #1335
Add Estes Mosquito #1335
Add Estes Mosquito TK-1
Establish Estes Mosquito Family
Divide Estes at P
Divide Estes at M
Add LOC 7.5" V2 PK-100
Add Leading Edge Micro Goblin LE-05
Establish Leading Edge Micro Classics Family
Establish Leading Edge Marketing Families Group
Add Madcow Army Hawk MIM-23A Rocket K-106
Add TLP Hawk MIM-23A 1.6" K039
Establish MIM-23 Hawk Ordnance Family
Add Estes Mongoose #2092
Add Estes Monarch #7214
Add Estes Monarch #2172
Add Estes Mk-109 Stingray #1232
Add Estes Mk-109 Stingray #2131
Establish Estes Mk-109 Stingray Family
Add Estes Mini Cobra #0898
Add MMWW Midget #362
Add Estes Midget TK-40

Add Estes Midget K-40
Establish Estes Midget Family
Add Estes Micon #0876
Add Estes Metalizer #2168
Add Estes Mercury Atlas #2111
Establish Mercury Atlas Launch Vehicle Family
Add Estes Menace #2173
Add Estes Mini Mean Machine #0865
Add Estes Mean Machine #1295
Establish Estes Mean Machine Family
Add Estes Maxi Streak #1387
Add Estes Streak K-4
Establish Estes Streak Family
Add MMWW Mars Snooper #235
Add Estes Mars Snooper II #1220
Add Estes Mars Snooper #2063
Establish Estes Collector's Series Family
Add Estes Mars Snooper K-20
Establish Estes Mars Snooper Family
Add Estes Mars Lander K-43
Add Semroc Mark xKit XES-K2
Add Estes Mark II K-2A
Divide Estes at D
Add Estes Mark K-2
Establish Estes Mark Family
Add Estes Magnum #2032
Add Estes Magician #2440
Add Estes Mach-2 #1379
Add Estes Javelin #0815
Add MMWW Interceptor #267
Add Estes Interceptor E #1350
Add Estes Interceptor K-50
Establish Estes Interceptor Family
Add Estes Icarus #1277
Add Madcow Little John Rocket K-157
Add Estes Little John #0819
Establish MGR-3 Little John Ordnance Family
Add Estes Lucky Seven #0807
Add Estes Crusader Swing Wing #1961
Update Estes 36 D Squared #2119
Add Madcow Cricket K-141
Add Estes 220 Swift #0810
Establish Estes 220 Swift Family
Add Enertek Strong ARM #8815
Establish Enertek Strong Arm Family
Add Enertek Initiator #8814
Establish Enertek Initiator Family
Add Enerjet 1340 Sounding Rocket #1340
Add Edmonds Tinee
Add MMWW Ivey Boost Glider #227
Add Edmonds Ivey
Establish Edmonds Ivey Family
Add MMWW Ecee #300
Set up MMWW Prototype MGF master list
Add Edmonds Ecee
Establish Edmonds Ecee Family
Add MMWW Deltie Boost Glider #230
Add Edmonds Deltie
Establish Edmonds Deltie Family

Establish Edmonds Aerospace family group
Set up Edmonds master list
Add Edmonds company statement
Add Edmonds company info
Establish Edmonds Section
Add MMWW Snarky #380
Add DynaStar Snarky #05030
Establish DynaStar Snarky Family
Establish DynaStar Family Group
Add DynaStar Sky Torpedo #05033
Add DynaStar Grappler #05031
Set up DynaStar Master lists
Add DynaStar company statement
Add DynaStar company info
Establish DynaStar Section
Establish Harvest History Section
Add Dr Zoonch Titan IIIc SLV5
Establish Titan III Launch Vehicle Family
Add Dr Zoonch Soyuz
Establish Soyuz Launch Vehicle Family
Add Dr Zoonch Mercury Little Joe
Establish Little Joe Launch Vehicle Family
Add Dr. Zoonch Mark II
Update Quest Striker AGM #2020
Update Enerlike Astra 2000 #8819
Establish Enerlike Astra 2000 Family
Establish Enerlike Family Group
Add Dr. Zoonch Juno II
Establish Juno II Launch Vehicle Family
Add Dr. Zoonch Gb-LV
Add Dr. Zoonch Atlas Agena
Establish Atlas Agena Launch Vehicle Family
Add Dr Zoonch Ares I-X
Establish Ares I Launch Vehicle Family
Add DG&A Armageddon
Set up DG&A master list
Establish DG&A section
Add DFR Delta IV Medium 5+4 (24mm)
Establish Delta IV Launch Vehicle Family
Add DRF Delta II (18mm)
Set up DFR master list
Add DFR company info
Establish DFR Technologies section
Establish Delta II Launch Vehicle Family
Add Cygnus X-1 NEAV
Set up Cygnus master list
Add Cygnus company info
Establish Cygnus section
Add Custom Tristar #10027
Add Custom SLV #10044
Add Custom Scavenger #10046
Add Custom Razor #10017
Add Custom P.O.N.G. #10043
Add Custom Liberty #10045
Add Custom Landviper #10001
Add Custom Lamprey #10006
Add Custom Ion Pulsar #10028
Add Custom Game Over #10042
Add Custom Fiesta #10030
Establish Custom Fiesta Family
Establish Custom Family Group
Add Custom Galileo #10012

Add Custom Engage #10002
Add Custom Bullet #10015
Add Custom ATW Anti Tank Weapon #10039
Add Estes Nike Apache #1957
Add Cosmodrome Nike Apache
Establish Nike Apache Sounding Rocket Family
Add Madcow Black Brant II K-156
Add Estes Black Brant II #1958
Add Cosmodrome Black Brant II
Set up Cosmodrome master list
Add Cosmodrome company statement
Add Cosmodrome company info
Establish Cosmodrome Section
Establish Black Brant II Sounding Rocket Family
Add American Rocketeer Finless V4 N1
Set up American Rocketeer master list
Establish Centuri American Rocketeer Section
Add Semroc Vector V KV-44
Add Centuri Vector V KB-2
Establish Centuri Vector V Family
Add Semroc ThunderStrike KA-16
Add Semroc ThunderChief KA-7
Add Semroc ThunderBee KA-1
Add Centuri Thunder Hawk #5338
Add Centuri Thunder Roc #5340
Establish Centuri Thunder Roc Family
Add MMWW The Point #232
Add Centuri The Point KC-13
Establish Centuri Point Family
Add Semroc Taurus Fleet Ship KV-42
Add Moldin' Oldies Taurus Fleet Ship
Set up Moldin' Oldies master list
Add Moldin' Oldies company statement
Add Moldin Oldies Company information
Establish Moldin' Oldies Section
Add MMWW Centuri Taurus #317
Add Centuri Taurus Fleet Ship KB-3
Establish Centuri Taurus Fleet Ship Family
Add Semroc Swift Boost Glider KV-27
Add Centuri Swift KGB-3
Establish Centuri Swift Family
Add Semroc Starfire KV-20
Add Centuri Starfire KC-12
Establish Centuri Starfire Family
Add Estes Star Trooper #3031
Add Centuri Star Trooper KM-3
Establish Centuri Star Trooper Family
Add Semroc SST Shuttle-1 XCE-K17
Add Centuri SST Shuttle 1 KC-17
Establish Centuri SST Shuttle 1 Family
Add Semroc Snipe Hunter KV-51
Add Centuri Snipe Hunter KB-13
Establish Centuri Snipe Hunter Family
Add Centuri Sky Devil KB-10
Add Centuri Screaming Eagle KF-3
Add Centuri Scram Jet KF-4
Update Inflight Nike Smoke IF-K114
Fleshed out the "You can Help" section

Add Semroc Saturn 1B KS-1
Add Roachwerks Saturn 1B
Add Roachwerks company statement
Add Roachwerks company information
Establish Roachwerks section

11.12

Add Estes Saturn 1B #2048
Add Estes Saturn 1B K-29
Add Dr. Zooch Saturn SA-5
Add Centuri Saturn 1B KS-10
Establish Saturn I Launch Vehicle Family
Add MMWW Payloader II #354
Add Estes Payloader II #3022
Add Centuri Payloader II KC-20
Establish Centuri Payloader Family
Add Neubauer Orion II
Add Neubauer Company Statement
Add Neubauer Company Info
Establish Neubauer Rocketry Section
Add MMWW Centuri Orion #348
Add Centuri Orion KC-8
Establish Centuri Orion Family
Add Polecat 10" Nike Smoke #6
Add Polecat 4" Nike Smoke #23
Add PR 1/4 Scale Nike Smoke
Add PR 1/3 Scale Nike Smoke
Set up PR master list
Add PR company info
Establish Performance Rocketry Section
Add InFlight Nike Smoke
Add FSI Nike Smoke #1030
Add Centuri Nike Smoke KS-15
Add Centuri Nike Smoke KE-3
Establish Nike Smoke Sounding Rocket Family
Add Semroc Micron KV-8
Add Centuri Micron KA-5
Establish Centuri Micron Family
Add SHR Mercury Redstone
Add Estes Mercury Redstone #1921
Add Estes Mercury Redstone K-41
Add Dr. Zooch Mercury Redstone
Add Centuri Mercury Redstone KS-1
Establish Mercury Redstone Launch Vehicle Family
Add Semroc Marauder KV-32
Add Centuri Marauder KC-45
Establish Centuri Marauder Family
Add Starlight Jay Hawk MN 4353
Set up Starlight master lists
Establish Starlight Section
Add Polecat 4" Jayhawk #21
Add Madcow Jay Hawk K-109
Add Estes Pro Series Jayhawk #2085
Establish Estes Pro Series Family
Add Centuri Magnum D Jayhawk #5342
Establish AQM-37 Jayhawk Ordnance Family
Add Centuri Mach 10 KA-4
Add Estes Long Tom #3016
Add Centuri Long Tom KC-4
Establish Centuri Long Tom Family
Add Semroc Little Joe II KS-3
Add Quest MMX Little Joe #5611
Add Estes Little Joe II #0892
Add Centuri Little Joe II KS-9
Add Centuri Little Joe II KS-8
Establish Semroc Estes Retro Repro Family
Establish Little Joe II Launch Vehicle Family
Add Semroc Lil' Hercules KV-14
Add Centuri Lil' Hercules KA-1
Set up framework for Aftermath
Split of "The Aftermath" section
Establish Centuri Lil' Hercules Family
Add MMWW Laser-X #248
Add Centuri Laser-X KC-50
Establish Centuri Laser-X Family
Add Semroc Javelin KV-16
Add MMWW Javelin #352
Add Centuri Javelin KC-31
Establish Centuri Javelin Family
Add Centuri Hummingbird KF-2
Add Centuri Flutter-By KA-9
Add Semroc Texas Fire Fly KA-8
Add Centuri Fire Fly KA-6
Establish Centuri Firefly Family
Add Semroc SLS Explorer KV-56
Add Semroc Mini Explorer KA-22
Establish Semroc Ready to Build Family
Add Centuri Explorer KF-9
Establish Centuri Explorer Family
Add Semroc Excalibur KV-43
Add Centuri Excalibur KA-8

Establish Centuri Excalibur Family
Add MMWW ESS Raven #273
Add Centuri ESS Raven #5312
Establish Centuri ESS Raven Family
Establish Centuri Super Kit Family
Establish Centuri Marketing Family Group
Add Centuri Draconian Marauder #5336
Establish Buck Rogers Draconian
Marauder Family
Establish Buck Rogers Family Group
Add Semroc Defender Space Probe KV-60
Add Centuri Defender Space Probe KC-35
Establish Centuri Defender Space Probe Family
Add Estes Chuter Two #3009
Add Centuri Chuter 2 KC-16
Establish Centuri Chuter 2 Family
Add Semroc Centurion KV-40
Add Centuri Centurion KC-2
Establish Centuri Centurion Family
Add Semroc Centaur KV-12
Add Centuri Centaur KC-15
Establish Centuri Centaur Family
Add A Rocketeers View of Dr. Zooch
Add Centuri Black Widow KB-6
Add Semroc BatRoc KV-53
Add Centuri BatRoc KB-8
Establish Centuri BatRoc Family
Add Centuri Alien Scoutship Flying Saucer #5325
Add Semroc SLS Aero Dart KV-6
Establish Semroc SLS Marketing Family
Add Enerjet Aero-Dart KE-12
Set up Enerjet Master Lists
Establish Enerjet Section
Add Centuri Aero-Dart KF-12
Add Centuri Aero-Dart KFS-9
Add Centuri Aero-Dart KF-2
Establish Centuri Aero-Dart Family
Add BSD 4" Thor
Add BSD 3" Thor
Establish BSD Thor Family
Add 4" BSD Diablo
Establish BSD Diablo Family
Set up BSD master list
Add BSD company statement
Establish BSD section
Add Centuri Space Shuttle KC-6
Add Blast from the Past Centuri Space Shuttle
Set up Blast from the Past Master List
Establish Blast from the Past Section
Establish Centuri Space Shuttle Family
Add Binder Design Thug
Add Binder Design Excel Plus
Establish Binder Design Excel Family
Establish Binder Design Family Group
Set up Binder Design master list
Add Binder Design company statement
Add Binder Design company info
Establish Binder Design section
Add FSI Viking 5 #1029
Add FSI Viking 4 MRK-12
Add FSI Viking 3 MRK-11
Add FSI Viking 2 MRK-10
Add FSI Viking 1 MRK-9
Add BMS FSI Viking 1 FSIVK1
Establish Tube Fin Family
Establish FSI Viking Family
Establish FSI Family Group
Set up FSI master lists
Establish FSI section
Add Madcow Bomarc K-119
Add Estes Mini Bomarc TK-5
Add Estes Bomarc #0657
Add Estes Bomarc KC-5
Add BMS Mini Bomarc
Establish CIM-10 Bomarc Ordnance Family
Add BMS Astron Drifter K14
Establish Parachute Duration Family
Set up BMS master lists
Add BMS info
Establish BMS section
Establish Estes Drifter Family
Add Bal-Rock Rock-a-Chute MkI
Set up Bal-Rock Master lists
Establish Bal-Rock Section
Add BaddAzz Das Blitzkrieg
Set up BaddAzz Master list
Establish BaddAzz Section
Add Apogee Diamondback #05034
Add American Alliance Emulator NB5
Add American Alliance Avenver F2
Set up American Alliance master lists
Establish American Alliance Section

Add Applewhite Super Stealth
Add Applewhite MMX Stealth
Add Applewhite MMX Scimitar
Add Estes Hornet TK-4
Add Leading Edge Micro Max LE-07
Set up Leading Edge master lists
Add Leading Edge company statement
Add Leading Edge company info
Establish Leading Edge section
Add Applewhite 13mm Qubit
Add Semroc Magnum Hornet KV-69
Add Estes Hornet #3037
Add Centuri Magnum D Hornet #5341
Establish Centuri Hornet Family
Add Applewhite Micro Maxx Qubit
Add Estes Big Yank #0868
Add Estes Honest John #1919
Add Excelsior Honest Goon
Add Fliskits Honest John MX008
Establish Fliskits Micro to the Maxx Family
Establish Fliskits Marketing Family Group
Set up Fliskits master lists
Add Fliskits company statement
Add Fliskits company info
Establish Fliskits Section
Add Estes Mini Honest John #2446
Add Estes Honest John K-27
Add Madcow Honest John Rocket K-115
Set up Madcow master lists
Add Madcow company statement
Add Madcow company info
Establish Madcow Rocketry Section
Add Schoolyard Rockets Honest John
Set up Schoolyard Rockets master list
Establish Schoolyard Rockets Section
Add Estes Maxi Honest John #1269
Add Estes Maxi Honest John #2166
Establish Applwhite Qubit Family
Establish MGR-1 Honest John Ordnance Family
Add Applewhite Micro Maxx Flying Saucer
Establish Applewhite Flying Saucer Family
Add Retro Rocketry Mini Red Max (#0651-RS)
Add Retro Rocketry Mini Blue Max
Set up Retro Rocketry master lists
Establish Retro Rocketry Section
Add Estes Hi-Flier (#2178)
Establish the Scribe Family
Add Applewhite 29mm Helix
Add Applewhite 24mm Helix
Add Applewhite 20mm Helix
Add Applewhite 18mm Helix
Add Applewhite 13mm Helix
Add Applewhite 24mm Double Helix
Establish Applewhite Helix Family
Add MMWW Hercules (#239)
Add Applewhite 38mm Cinco
Establish Estes Hercules Family
Add Estes Hercules (#1377)
Add Applewhite 13mm Cinco
Establish Applewhite Cinco Family
Establish Applewhite Family Group
Add Estes Hawkey (#0873)
Establish Estes Gyroc Family
Establish Estes Guardian Family
Add Applewhite Bic Stic
Set up Applewhite master list
Add Applewhite company statement
Add Applewhite company info
Establish Art Applewhite Section
Add Semroc Astro-1 (KV-30)
Establish Semroc Centuri Retro Repro Family
Add Centuri Astro-1 (KB-17)
Establish Centuri Astro-1 Family
Establish Centuri Family Group
Add Estes Geo Sat LV (#1977)
Add Currell V-2 Rocket
Set up Currell master list
Establish Currell Graphics Section
Establish MX-774 HIROC Ordnance Family
Establish Black Brant IV Sounding Rocket Family
Set up SHR master list
Establish SHR section
Add Estes Gemini Titan (#1978)
Add Estes Gemini-Titan (K21)
Establish Gemini Titan Launch Vehicle Family
Add Estes Gemini DC (#2136)
Add Estes Gauchito (#0809)
Add Polecat 5.5" Fat Man (#13)
Add Estes Fat Boy (#1273)
Add Estes Fat Boy (#2139)

Establish Estes Launchables Family
Establish Estes Fat Boy Family
Add Estes Farside-X (K-12X)
Add Estes Farside (K-12)
Establish Estes Farside Family
Add MMWW Falcon (#313)
Add Estes Falcon (K-13)
Establish Estes Falcon Family
Add MMWW Explorer Aquarius (#243)
Add Estes Explorer Aquarius (#2016)
Establish Estes Explorer Aquarius Family
Add Estes Executioner (#1951)
Add MMWW EAC Viper (#375)
Add Estes EAC Viper (#0820)
Establish Estes Aerospace Club Family
Establish Estes EAC Viper Family
Establish Estes Goblin Family
Add MMWW Dragon Ship 7 (#374)
Add Estes Dragon Ship 7 (#1345)
Establish Estes Dragon Ship 7 Family
Add Thrustline Der Big Red Max (TACL-025a)
Add Excelsior Der Grosser Vati
Establish Estes Big Daddy Family
Add Excelsior Goony Max
Established Goony Family Section
Established Other Family Section
Set up master list for Excelsior
Add company statement for Excelsior
Add company info for Excelsior
Establish Excelsior Rocketry Section
Add Estes Mini Max (#2445)
Add Estes Der Red Max (KC-2)
Add Estes Der Big Red Max (#1403)
Establish Estes Der Red Max Family
Add Estes Delta Star (#1322)
Add Estes Delta Clipper (#2067)
Add Estes Defender (#1924)
Add MMWW Deep Space Transport (#246)
Add Estes Deep Space Transport (#2034)
Establish Estes Deep Space Transport Family
Add Estes Death Star (#2143)
Add Estes Dark Star (#2045)
Add Estes DART (#1981)
Establish Star Was Death Star Family
Establish Star Wars Family group
Add Semroc IQSY Tomahawk (KD-2)
Establish Semroc Deci Scale Family
Add Pratt D Region Tomahawk (MMX)
Set up master list for Pratt
Add Pratt Company Statement
Add Pratt company info
Establish Pratt Hobbies section
Add Estes D Region Tomahawk (#2037)
Add Estes D Region Tomahawk (#1944)
Establish D Region Tomahawk Sounding Rocket Family
Add Estes Customizer (#1500)
Add Estes Crossfire ISX (#1469)
Add K&S Satellite Interceptor
Add Estes Satellite Interceptor (#3027)
Add Estes Satellite Interceptor (#1296)
Add Estes Crossbow SST (#3207)
Establish Estes Satellite Interceptor Family
Add MMWW Courier (#350)
Add Estes Courier (#1911)
Establish Estes Courier Family
Add Semroc V2 xKit (XES-K22)
Established Semroc xKit Family
Established Semroc marketing famies
Add Mountainside Hobbies 4" V-2 (#500)
Add Mountainside Hobbies Sport Scale V-2 (#103)
Set up Mountainside Hobbies master lists
Add Mountainside Hobbies company statement
Establish Mountainside Hobbies Section
Add LOC 3.9" V-2 (PK-57)
Set up LOC master lists
Add company info for LOC
Establish LOC/Precision section
Add Hostile Projectiles V-2 Rocket
Set up Hostile Projectiles master list
Establish Hostile Projectiles Section
Add Estes V-2 (#1926)
Add Estes Maxi V2 (K-67)
Establish Estes Maxi Brute family
Add Centuri V2 (KS-19)
Add Apogee Micro V2 (#5021)
Set up Apogee master lists
Add Apogee company statement
Add Apogee company info
Establish Apogee Components Section
Add Noris A-4 Peenemunde (#004)

Set up master lists for Noris
 Add company info for Noris
 Establish Noris Raketen section
 Add Estes Cosmos Explorer (#2190)
 Establish Estes X Prize family
 Add Estes Corkscrew (#2114)
 Established ordnance family group
 Established launch vehicle family group
 Established sounding rocket family group
 Add Estes Condor (#0807)
 Established Estes Mini Brute family
 Created marketing family subsection
 Add Estes Comet Chaser (#3202)
 Establish Estes Alpha family
 Add Estes Comanche 3 (#1382)
 Add MoreRockets Viper (#1310)
 Add company info for MoreRockets.com
 Establish MoreRockets.Com section
 Add Estes Colonial Viper (#1310)
 Establish Estes Colonial Viper Family
 Establish Battlestar Galactica Colonial Viper Family
 Add Estes Cobra (K-10)
 Add Estes Cobra 1500 (#1294)
 Add MMWW MMX Cherokee (#230)
 Add Estes Cherokee D (K-47)
 Established Estes Cherokee D Family
 Created Patriarchal Family subsection
 Add Estes CC Express (#1302)
 Added Estes Candian Arrow (#2188)
 Created X-Prize Family
 Created Prototypical Family subsection
 Created "Family Group" section
 Add Estes Cajun (#2028)
 Add TLP Bullpup AGM-12B (K005)
 Add Estes Bull Pup 12D (#7000)
 Add TLP Bullpup AGM-12C (K006)
 Set up TLP master lists
 Establish TLP section
 Add Estes Bull Pup 12D (#1972)
 Add Polecat 7.5" Bullpup (#4)
 Add Polecat 4" Bullpup (#26)
 Set up master lists for Polecat
 Add company info for Polecat
 Establish Polecat Section
 Add PML Bulldog (6")
 Set up master list for PML
 Add company statement for PML
 Add company info for PML
 Establish PML Section
 Add MMWW Micro AGM-13B Bullpup A (#276)
 Add InFlight Blue Bird Zero (IF-K207)
 Set up master lists for InFlight
 Establish InFlight Section
 Add MMWW Blue Bird Zero (#305)
 Add K&S Blue Bird Zero (1.64)
 Set up master list for K&S
 Add company statement for K&S
 Add company info for K&S
 Establish K&S Section
 Add Estes Blue Bird Zero (#1335)
 Add Estes Blazer (#1956)
 Add Dr Zooch Vanguard Eagle
 Add MMWW Black Hole Space Probe (#346)
 Add Estes Black Hole Space Probe (#1350)
 Add Estes The Bat (#1362)
 Add Estes Birdie (TK-44)
 Add Estes Birdie (K-44)
 Add Estes Big Dawg (#2151)
 Add Estes Bandit (K-48)
 Add Estes Big Daddy (#2162)
 Add MRN Big Bertha (#13)
 Set up master lists for Estes MRN
 Establish Estes MRN Section
 Add MMWW Micro Bertha (#297)
 Add Estes Mini Bertha (TK-3)
 Add Ester Super Big Bertha (#2165)
 Add Estes Baby Bertha (#1261)
 Add MMWW Ranger (#226)
 Add Estes Big Bertha (K-23)
 Add Estes Super Big Bertha (#2018)
 Add Estes Big Bertha (#1948)
 Add Estes Ranger (K-6)
 Add Estes Attack Craft Orion (#1374)
 Add Estes Apogee II (K-5)
 Add Estes Andromeda (K-73)
 Add Centuri Nomad (KB-5)
 Set up master lists for Centuri
 Establish Centuri Section
 Add Semroc Start (KA-25)
 Add Estes Super Alpha (#3216)
 Add Estes Maxi Alpha (#1291)
 Add Estes Maxi Alpha 3 (#1903)

Add Estes Maxi Alpha 3 (#1321)
 Add Estes Alpha (K-25)
 Add Estes Alpha IV (#1258)
 Add Estes Alpha III (K-56)
 Add Estes Alpha II (EK-25)
 Add MMWW Alien Space Probe (#291)
 Add Estes Alien Space Probe (#7502)
 Add Estes Alien Space Probe (#2038)
 Add Estes Alien Invader (#3003)
 Add Estes Alien Invader (#1281)
 Add MMWW Airborn Surveillance Missile (#372)
 Add Estes Airborn Surveillance Missile (#0867)
 Add Estes Aero-Hi (#0817)
 Add Estes Aero-Fin (#1390)
 Write description of what TRI is
 Add Custom Nomad (#10054)
 Set up master lists for Custom
 Add company statement for Custom
 Add company info for Custom
 Establish Custom Rockets Section
 Add Semroc Baby Orion (KA-31)
 Add Estes 36 D Squared (#2119)

11.11

Add Quest Striker AGM (#2020)
 Set up master lists for Quest
 Add company statement for Quest
 Add company info for Quest
 Establish Quest Section
 Add Enertek Astra 2000 (#8819)
 Establish Enertek Section
 Add company statement for Estes
 Add (limited) company info for Estes
 Add company statement for ARR
 Add company info for ARR
 Add company statement for Aerotech
 Add company info for Aerotech
 Explain Master Company Lists
 Add company statement for Semroc
 Add company info for Semroc
 Add company statement for ASP
 Add company info for ASP
 Set up formatting for TOC
 Divide master document into more managable section
 Add Dr. Zooch Saturn V
 Establish Dr. Zooch Section
 Add Estes Semi-Scale Saturn V (K-39)
 Add Estes Saturn V (#2157)
 Add Estes Saturn V (#2001)
 Add Estes Saturn V (K-36)
 Add MMWW Gyron Tri-Fin
 Add Estes Gyroc
 Add MMWW MM Guardian Missile
 Add Estes Guardian
 Add ARR Predator Jr.
 Add Semroc Goblin
 Establish Semroc Section
 Add Thrustline Goblin
 Establish Thrustline Aerospace Section
 Add MMWW Estes Goblin
 Establish McCoy's Micro Wonder Works Section
 Add Estes Goblin
 Establish Always Ready Rocketry Section
 Add Aerotech Wart Hog
 Add Aerotech Sumo
 Add Aerotech Strong Arm
 Add Aerotech Initiator
 Add Aerotech HV Arcas
 Add Aerotech G-Force
 Add Aerotech Arreaux
 Establish Aerotech Section
 Add ASP WAC Corporal (18mm)
 Add ASP V2 (24mm)
 Add ASP Stubby
 Add ASP Micro WAC Corporal
 Add ASP Micro Jayhawk
 Add ASP Micro Hawk
 Established ASP Section
 Add ARG Trident 13
 Add ARG Skyprobe
 Add ARG Black Brant IV
 Add ARG Convair MX 774
 Establish ARG Section
 Establish Estes Section

Harvest History

This is another section that I am setting up purely to help me keep track of things. As I process different sections on TRF, catalogs, web sites etc, I mark them down here.

TRF Galleries



TRF Enertek Gallery	10 Jan 2012
TRF Enerjet Gallery	9 Jan 2012
TRF Edmonds Gallery	9 Jan 2012
TRF DynazStar Gallery	9 Jan 2012
TRF Dr Zooch Gallery	8 Jan 2012

Catalogs

Manufacturer Web Sites

Non MFG Web Sites

Supplements and Other Printed Matter